



MONGOLIA EXTRACTIVE INDUSTRIES TRANSPARENCY INITIATIVE

MONGOLIA NINTH EITI RECONCILIATION REPORT 2014

DECEMBER 2015



Table of contents

Glossary	7
1 Introduction	10
1.1 Introduction	10
1.2 New in the 2014 M.EITI Report	11
1.3 Participants in the 2014 M.EITI Report	12
1.4 Acknowledgement	12
2 Executive Summary	13
2.1 Overview of approach and reconciliation results	13
2.2 Summary of government receipts reconciled	14
2.3 Key findings	18
3 Reconciliation Scope and Methodology	20
3.1 Introduction	20
3.2 Reconciliation methodology	22
3.3 Reconciliation approach	28
3.4 Reporting entities and receipts to be covered	32
4 Reconciliation Results	35
4.1 Reconciliation results	35
4.2 Unresolved differences and unreported companies (REQ 5.3d)	41
4.3 Accounting framework and external audit	45
5 Extractive Industries in Mongolia	46
5.1 Overview of the Extractive Industry	46
5.2 EI licences	91
5.3 Distribution of revenue	103
5.4 State participation in EI	109
5.5 Other matters	119
6 Recommendations	140
6.1 Implementation of last year's recommended actions (REQ 5.3f)	140
6.2 Recommendations for future M.EITI Reports (REQ 5.3f)	141
7 Appendices	147
Appendix 1: Structure of the reporting templates sent to companies	147
Appendix 2: Structure of the reporting templates sent to government entities	148
Appendix 3: Key revenue streams	151
Appendix 4: Information provided by companies	153
Appendix 5: Information provided by government entities	162
Appendix 6: Unreconciled differences split by company	164

Appendix 7: Initial reconciliation, adjustments and reconciliation after adjustments split by companies	169
Appendix 8: Information on companies involved in the 2014 M.EITI Report	176
Appendix 9: Detailed information on donations and support reported by government entities, after reconciliation	186
Appendix 10: National selected key revenue streams reported by companies, after reconciliation	190
Appendix 11: Sub-national selected key revenue streams reported by companies, after reconciliation	199
Appendix 12: Public sources of financial statements of companies selected for reconciliation, where applicable	202
Appendix 13: Employee information	203
Appendix 14: Minerals licenses	205
Appendix 15: Privately funded exploration activities	263
Appendix 16: Production and sales of minerals	286
Appendix 17: ASM information reported by aimags	294
Appendix 18.a: Implementation of mining activity plan – Excluding coal	296
Appendix 18.b: Implementation of mining activity plan - Coal	299
Appendix 19: Transfers from the General Local Development Fund of Khentii aimag to its soums in 2014	300
Appendix 20: Composition of Boards of Directors	301
Appendix 21.a: Board of Directors	303
Appendix 21.b: Dividends	313
Appendix 22: Contract information with local authorities	315
Appendix 23: Deposits by companies to Environment Protection Account	320
Appendix 24.a: Rehabilitated area and expenses by companies excluding coal companies	323
Appendix 24.b: Rehabilitated area and expenses by coal companies	327
Appendix 25: Rehabilitated information provided by companies	329
Appendix 26: Companies with rehabilitation permits	333
Appendix 27: Bibliography and Sources	336

Reliance and inherent limitations

This report is solely for the purpose set out in our engagement contract dated 15 June 2015 and for the use of M.EITI. It is not intended for the purpose other than stated in the engagement contract. While our report may be distributed more widely, any reliance placed on it by another party is that party's sole responsibility.

This report has been prepared as outlined in the terms of our engagement contract. The services provided in connection with this engagement comprise an agreed upon procedures engagement, which is not subject to assurance or other standards issued by International Auditing and Assurance Standards Board and, consequently no opinions or conclusions intended to convey assurance have been expressed.

Our fieldwork was performed during the period 15 June 2015 to 4 December 2015. We have not undertaken to update our report for events or circumstances arising after 4 December 2015. Our findings should not be extrapolated to future periods, as laws and the contextual environment are subject to change which may alter our findings subsequent to the date of reporting.

The information used in preparing our report has been compiled from a mixture of public sources, data provided by EI companies and government entities through information templates, the M.EITI including MSG and the M.EITI Secretariat, and meetings with various ministries, government bodies and agencies, companies, civil society organisations and other stakeholders. A bibliography and list of sources is set out in Appendix 27. We do not accept responsibility for such information provided to us, which remains the responsibility of management of the particular EI companies, government entities, ministries, etc. as relevant. We have not sought to establish the reliability of the sources of information by reference to other evidence, and we have not verified the validity of the data received. As such, the scope of our work was different from that for an audit and, consequently, no assurance is expressed.

This report has been prepared in English and Mongolian. If there is any discrepancy between the English and Mongolian versions of this report, the English version shall prevail.

Comprehensive table of contents

Glossary	7
1 Introduction	10
1.1 Introduction	10
1.1.1 Background	10
1.1.2 The Independent Administrator's role	10
1.2 New in the 2014 M.EITI Report	11
1.3 Participants in the 2014 M.EITI Report	12
1.4 Acknowledgement	12
2 Executive Summary	13
2.1 Overview of approach and reconciliation results	13
2.2 Summary of government receipts reconciled	14
2.2.1 Total receipts by government entities	14
2.2.2 Government receipts by category after reconciliation	17
2.3 Key findings	18
2.3.1 Scope of reconciliation	18
2.3.2 Assurance	18
3 Reconciliation Scope and Methodology	20
3.1 Introduction	20
3.2 Reconciliation methodology	22
3.2.1 Data collection	22
3.2.2 Data comparison	25
3.2.3 Data reconciliation	25
3.2.4 Level of information disaggregation (REQ 5.2e)	27
3.2.5 Safeguarding confidential data (REQ 5.2d)	27
3.3 Reconciliation approach	28
3.3.1 Materiality threshold for companies	28
3.3.2 Materiality threshold for selection of key revenue streams	29
3.3.3 Threshold for minor differences	30
3.3.4 Assurance procedures (REQ 5.2b, 5.2c and 5.3c)	30
3.4 Reporting entities and receipts to be covered	32
3.4.1 Government entities	32
3.4.2 Companies	34
4 Reconciliation Results	35
4.1 Reconciliation results	35
4.1.1 Summary of reconciliation and differences	35
4.1.2 Coverage of the reconciliation exercise (REQ 5.3c)	36

4.1.3	Comprehensiveness and reliability of data presented (REQ 5.3c)	40
4.2	Unresolved differences and unreported companies (REQ 5.3d)	41
4.2.1	Unresolved differences by selected key revenue streams	41
4.2.2	Unreported companies	42
4.2.3	Issues, barriers and remedies	43
4.2.4	Limitations to the work done (REQ 5.3c)	44
4.3	Accounting framework and external audit	45
4.3.1	Public sources of companies audited financial statements, if applicable (REQ 5.3e)	45
5	Extractive Industries in Mongolia	46
5.1	Overview of the Extractive Industry	46
5.1.1	Contribution of Extractive Industry to the Mongolian economy	46
5.1.2	Legal framework and fiscal regime	50
5.1.3	Government institutions related to EI	60
5.1.4	Minerals overview (REQ 3.3)	64
5.1.5	Petroleum overview (REQ 3.3)	83
5.1.6	Uranium overview (REQ 3.3)	86
5.1.7	Implementation of mining activity plan	89
5.2	EI licences	91
5.2.1	Mining licensing regime (REQ 3.10)	91
5.2.2	Petroleum licensing regime (REQ 3.10)	98
5.3	Distribution of revenue	103
5.3.1	State financial system (REQ 3.7b)	103
5.3.2	Legislation related to national budget	103
5.3.3	EI revenue distribution in the national budget (REQ 3.7a)	104
5.3.4	Revenues for specific programmes (REQ 3.8a)	106
5.3.5	Country's budget and audit processes and government forecast for the country's budget (REQ 3.8b,c)	108
5.4	State participation in EI	109
5.4.1	Financial relationship between government and SOEs (REQ 3.6a)	109
5.4.2	Brief introduction to SOEs (REQ 3.6b)	110
5.4.3	Sub-national payments (REQ 4.2c)	115
5.4.4	Transfers between SOEs and government (REQ 4.2c)	117
5.4.5	Disclosure on loans and loan guarantees (REQ 3.6c)	118
5.4.6	Quasi-fiscal expenditures (REQ 3.6b)	118
5.5	Other matters	119
5.5.1	Beneficial ownership of companies (REQ 3.11)	119
5.5.2	Contract transparency	121
5.5.3	Infrastructure provisions and barter arrangements (REQ 4.1d)	124
5.5.4	Social expenditures (REQ 4.1e)	126
5.5.5	Donations and support	128
5.5.6	Rehabilitation information	132
5.5.7	PSA and other in-kind revenues (REQ 4.1c)	138
5.5.8	Transportation revenues (REQ 4.1f)	139

6	Recommendations	140
6.1	Implementation of last year's recommended actions (REQ 5.3f)	140
6.2	Recommendations for future M.EITI Reports (REQ 5.3f)	141
6.2.1	Data in the E-Reporting IT platform used for payments reporting	141
6.2.2	Wider use of the E-Reporting system also for contextual information	141
6.2.3	Emphasise the importance of the M.EITI Report for EI companies	141
6.2.4	Distinguishing EI business activity from other types of business activities	142
6.2.5	Reporting at project level	142
6.2.6	Company contacts	143
6.2.7	Clear instructions for reporting to M.EITI secretariat	143
6.2.8	Assurance over data reported by companies	143
6.2.9	Assurance over data reported by government departments	144
6.2.10	Disclosure of information by SOEs	145
6.2.11	Cadastral information	145
6.2.12	Timing of involving the Independent Administrator	145
7	Appendices	147
Appendix 1:	Structure of the reporting templates sent to companies	147
Appendix 2:	Structure of the reporting templates sent to government entities	148
Appendix 3:	Key revenue streams	151
Appendix 4:	Information provided by companies	153
Appendix 5:	Information provided by government entities	162
Appendix 6:	Unreconciled differences split by company	164
Appendix 7:	Initial reconciliation, adjustments and reconciliation after adjustments split by companies	169
Appendix 8:	Information on companies involved in the 2014 M.EITI Report	176
Appendix 9:	Detailed information on donations and support reported by government entities, after reconciliation	186
Appendix 10:	National selected key revenue streams reported by companies, after reconciliation	190
Appendix 11:	Sub-national selected key revenue streams reported by companies, after reconciliation	199
Appendix 12:	Public sources of financial statements of companies selected for reconciliation, where applicable	202
Appendix 13:	Employee information	203
Appendix 14:	Minerals licenses	205
Appendix 15:	Privately funded exploration activities	263
Appendix 16:	Production and sales of minerals	286
Appendix 17:	ASM information reported by aimags	294
Appendix 18.a:	Implementation of mining activity plan – Excluding coal	296
Appendix 18.b:	Implementation of mining activity plan - Coal	299
Appendix 19:	Transfers from the General Local Development Fund of Khentii aimag to its soums in 2014	300
Appendix 20:	Composition of Boards of Directors	301
Appendix 21.a:	Board of Directors	303
Appendix 21.b:	Dividends	313
Appendix 22:	Contract information with local authorities	315
Appendix 23:	Deposits by companies to Environment Protection Account	320
Appendix 24.a:	Rehabilitated area and expenses by companies excluding coal companies	323
Appendix 24.b:	Rehabilitated area and expenses by coal companies	327
Appendix 25:	Rehabilitated information provided by companies	329
Appendix 26:	Companies with rehabilitation permits	333
Appendix 27:	Bibliography and Sources	336

Glossary

ASM (s)	Artisanal and Small-scale Mining/ Miners
A category	Confirmed mineral resources (used by MRAM)
B category	Expected mineral resources (used by MRAM)
C category	Possible mineral resources; needs further survey to confirm (used by MRAM)
P category	Inferred mineral resources (used by MRAM)
BOD	Board of Directors
EI (s)	Extractive Industry/Industries
EPP	Environmental Protection Programme
CAGR	Compound Annual Growth Rate
CIT	Corporate Income Tax
CO	Customs Office
CSO	Civil Society Organization
EI	Extractive Industries
FDI	Foreign direct investment
GDP	Gross Domestic Product
GDT	General Department of Taxation
GoM	Government of Mongolia
Ha	Hectare
IFAD	International Fund for Agricultural Development
IFRS	International Financial Reporting Standard
JV (s)	Joint-venture/ ventures
JSC	Joint Stock Company
LLC	Limited Liability Company
M/m/mill.	Million
MASM	The Mongolian Artisanal Miners' United Umbrella Association
M.EITI	Mongolia Extractive Industries Transparency Initiative
MEGDT	Ministry of Environment, Green Development and Tourism
MNAO	Mongolian National Auditing Office
MNT	Mongolian Tugrug
MoF	Ministry of Finance
MoM	Ministry of Mining
MRAM	Mineral Resources Authority of Mongolia
MSG	Multi-Stakeholder Group (of Mongolia)
MTA	Mongolian Taxation Authority
NEC	Nuclear Energy Commission
N/A	Not applicable
NP	Not Provided
NSO	National Statistics Office

OT	Oyu Tolgoi
PAM	Petroleum Authority of Mongolia
PIA	Professional Inspection Agency
PSA	Production Sharing Agreement
PWYP	Pay What You Publish
REQ	Requirement of the EITI Standard
SAM	Sustainable Artisanal Mining
SDC	Swiss Agency for Development and Cooperation
SIGO	Social Insurance General Office
SMEs	Small Medium Entities
SOE	State Owned Entity
SPC (O)	State Property Committee (Office)
SPIA	State Professional Inspection Agency
SSM	Small-scale mining
ToR	Terms of Reference
USD	United States Dollar
VAT	Value Added Tax
YE	Year End



KPMG Audit LLC
#602, Blue Sky Tower, Peace Avenue,
1st Khoroo, Sukhbaatar District,
Ulaanbaatar 14240, Mongolia

Tel : +976 7011 8101
Fax : +976 7011 8102
www.kpmg.com/mn

**Working Group of the Mongolia Extractive
Industries Transparency Initiative**

C/o Mongolia EITI Secretariat
Suite No.314, Tuushin Company Building,
Amar's Street, Sukhbaatar district
Ulaanbaatar, Mongolia

4 December 2015

In accordance with the contract between the Mongolia Extractive Industries Transparency Initiative ("M.EITI") and the Consortium of KPMG Audit LLC and KPMG France (together "KPMG") dated 15 June 2015, KPMG was appointed to be the Independent Administrator of the 2014 Mongolia EITI reconciliation and contextual information report. Under this process, KPMG was engaged to perform the ninth M.EITI reconciliation of material receipts and payments, and to prepare the ninth M.EITI Report.

Our work was carried out between 15 June 2015 and 4 December 2015 based on the engagement contract and terms of reference dated 15 June 2015 and our findings are summarised in the accompanying report, including appendices.

This engagement has been performed in accordance with International Standard on Related Services 4400 applicable to agreed-upon procedure engagements. The procedures performed do not constitute an audit or a review made in accordance with any generally accepted standards on auditing or any generally accepted standards on review engagements and, consequently, no assurance is being expressed.

Had we performed additional procedures or had we performed an audit or a review of the financial statements in accordance with any generally accepted standards on auditing or with any generally accepted standards on review engagements, other matters might have come to our attention that would have been reported to you. We do not express any assurance on the transactions, on the contextual information, nor on any other matter in this report.

Our report is solely for the purpose set forth in the first two paragraphs and is therefore for your information and is not to be used for any other purposes. This report relates only to the items specified in the terms of reference and does not extend to any financial statement balances or any financial statements taken as a whole.

Mark Eberst

KPMG Audit LLC
Ulaanbaatar, Mongolia

1 Introduction

1.1 Introduction

1.1.1 Background

The Extractive Industries Transparency Initiative (EITI) has issued a global standard for transparency in the extractive industries, and in 2013 revised this standard following ten years since the first EITI Conference at which the EITI principles were agreed.

Through the EITI Standard and its principles, the EITI aims to promote transparency across extractive industries and to provide citizens with a basis for promoting transparent and accountable use of government revenues generated by the extractive industries. The EITI process seeks to create transparency, to build public awareness of happenings within the extractive industries and to organise the many involved contributors to the reporting project.

The EITI Standard requires an Independent Administrator to annually perform a reconciliation of material payments by entities in the EI and related receipts received by the government, and to prepare a report in compliance with the EITI Standard setting out the results of the reconciliation together with contextual information about the EI in the country.

Mongolia first implemented the EITI Standard for the 2006 reconciliation, and has issued eight M.EITI Report prior to this one. KPMG was appointed as the Independent Administrator for the ninth M.EITI Report and revenues reconciliation in Mongolia.

The new EITI Standard was formally adopted in May 2013 (<https://eiti.org/document/standard>) during the Sydney plenary conference. The new standard increases the requirements for contextual information about the extractive industries' activities to be reported as part of the M.EITI Report. This year's M.EITI Report embraces the new EITI Standard, and seeks to comply with its provisions as much as possible. The contextual information is set out in Section 5 of this report.

1.1.2 The Independent Administrator's role

The Independent Administrator's role is principally to:

- Carry out the procedures agreed with the MSG;
- Draft and send reporting templates to licencees and government entities;
- Obtain reporting from licencees and government departments to the extent possible;
- Gather the data which is reported by the licencees and government entities;
- Compile the reconciliation and seek to resolve discrepancies to the extent possible;
- Prepare and publish a report comprising the reconciled payments and revenues, any differences, and other issues of relevance to understanding the payments and revenues from the activities of the extractive industries in Mongolia; and
- Prepare and publish a report comprising contextual information using sources that are publicly available together with information requested and reported by government departments, companies and other extractive industry licencees.

Our data collection and reconciliation activities started after the M.EITI's approval of our Inception Report following an Inception Workshop held with the MSG on 7 July 2015. Through our Inception Workshop we developed our work plan with close input from the MSG, and agreed the precise scope of our procedures with the MSG taking into account their views and the particular aspects of EI relevant to Mongolia. The results of our Inception Workshop were circulated to the MSG for their approval prior to starting our procedures. Through this process, the report writing procedures and scope of work should incorporate no bias as the MSG has contributed its opposing views amongst itself to reach neutrality. KPMG stands guardian to reaffirm its vital role as to be independent.

1.2 New in the 2014 M.EITI Report

Various new initiatives and enhancements to the process have been introduced as part of the 2014 reconciliation and report preparation. A selection of the main ones are set out below, with further details provided in the body of our report.

■ E-Reporting system:

- The M.EITI's web-based E-Reporting system was launched, and payment information was initially reported by companies and government entities for the first time through this web-based E-Reporting system;
- KPMG examined the E-Reporting system and assessed the process for data collection, the technical platform and implications on the reliability of data and for reliance by the Independent Administrator;

■ Inception Workshop and Inception Report:

KPMG led a day long Inception Workshop with the MSG including various discussions on the scope of procedures and requirements of the EITI Standard. The Inception Workshop sought a consensus among the MSG regarding the Independent Administrator's scope of work and information to be gathered for the 2014 M.EITI Report. During the Inception Workshop, MSG members provided their opinions and input, following which KPMG issued an Inception Report setting out the planned scope of the reconciliation and of the contextual information to be incorporated to the M.EITI Report;

■ Risk based selection of companies in tranche 2:

In agreement with the MSG, KPMG applied a risk based, sampling approach to select companies for reconciliation of payments out of a second, medium sized group of companies (which were not individually material). In this way, the Independent Administrator was able to broaden the number and range of companies considered for reconciliation;

■ Focus on sub-national reporting:

At the request of the MSG, KPMG has provided additional focus to the sub-national level, with separate materiality thresholds applied to determine the companies in scope, and separate consideration of revenue streams relevant at the sub-national level;

■ Contextual information and data gathering:

Significantly more data has been requested and gathered than in the eighth M.EITI Report as part of the contextual information requirements of the new EITI Standard. The extent and scope of this data gathering was agreed with the MSG during the Inception Workshop referred to above;

- **Level of assurance over data gathered:**

KPMG has aimed to strengthen the level of assurance over the reported payment data and contextual information, from both the companies and from the government entities. Procedures applied included requesting representation letters from the companies' management and heads of government entities, requesting copies of the annual financial statements and audit reports, meeting with the Mongolian National Audit Office, and requesting a limited assurance attestation report from external auditors.

1.3 Participants in the 2014 M.EITI Report

Government entities receiving significant revenue streams from EI companies, and a selection of the EI companies making such payments, were requested to participate in the reconciliation process and to provide contextual information as part of additional reporting templates.

The government entities and companies which participated in the reconciliation are listed in Sections 3.4.1, 3.4.2 and the appendices.

1.4 Acknowledgement

KPMG would like to thank and express its appreciation to the team of the M.EITI Secretariat, led by Mr. Tsolmon Sh, for supporting us in arranging meetings and helping to organise follow up letters, meetings, confirmations, and other procedures in relation to government entities and extractive industry companies.

2 Executive Summary

2.1 Overview of approach and reconciliation results

KPMG started the reconciliation approach by considering the receipts initially listed by the government entities. According to this initial reporting from the government, receipts had been recorded from 1,573 companies during 2014. Applying a risk-based approach and taking into consideration the amounts of key revenue reported by the government, 236 of these companies were selected for the reconciliation. Based on the initially reported government data, these 236 companies contributed 98.8% of the key revenue streams for 2014.

The initial variance in selected key revenue streams in our reconciliation between amounts reported by the government and amounts reported by the companies was MNT 271 billion. After reconciliation, the net variance was reduced to MNT 581 million as of the date of our report.

MNT million

	Initial reporting	Adjustments	Adjusted
Reported by Government	1,920,918	(341,083)	1,579,835
Reported by Companies	1,650,050	(67,822)	1,582,228
Companies reported more than government	(132,502)	128,072	(4,430)
Companies reported less than government	403,370	(401,333)	2,037
Net difference	270,868	(273,261)	(2,393)
Less companies which did not send reconciliation information templates *	(6,458)	9,432	2,974
Net difference after unreported companies	264,410	(263,829)	581

* This comprises both companies which did not send the reconciliation information templates but did initially report in the E-Reporting system, and companies which neither reported payments in the E-Reporting system nor sent the reconciliation information templates. In neither case would it be possible to reconcile the data as information was not provided, therefore they are excluded to reach the final net unreconciled difference.

2.2 Summary of government receipts reconciled

2.2.1 Total receipts by government entities

Total receipts reported by government entities included in the reconciliation were as shown:

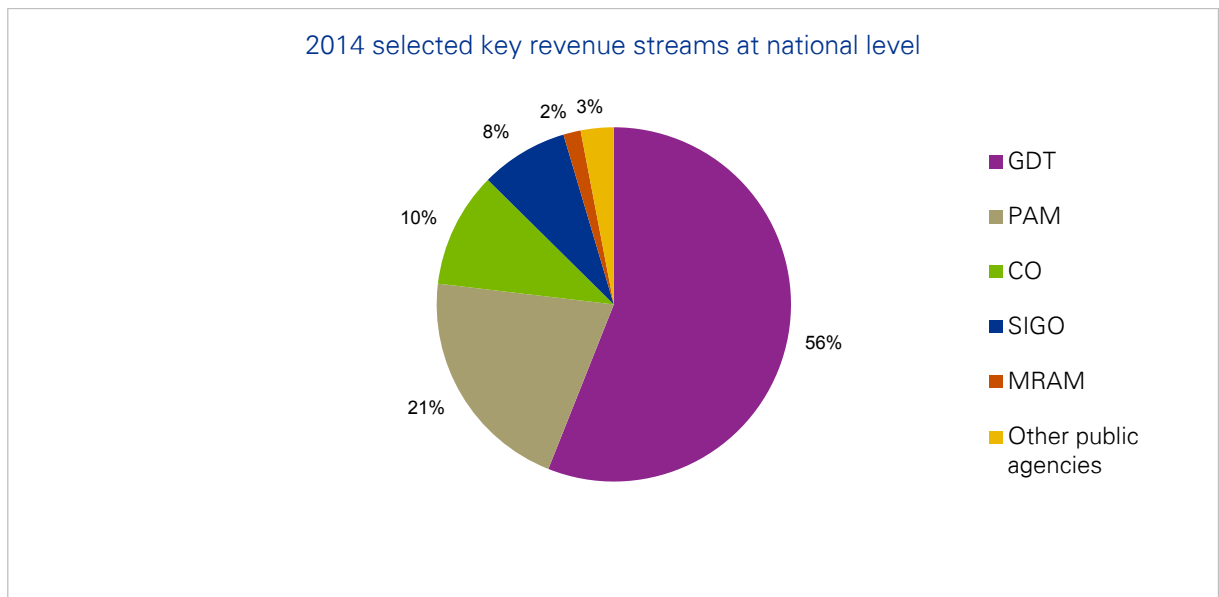
MNT million

Government entity	Initial key revenue streams	Key revenue streams after	Percentage change
General Department of Taxation	938,984	836,565	-11%
Petroleum Authority of Mongolia	311,368	311,368	0%
Customs Office	179,699	157,312	-12%
Social Insurance General Office	128,662	119,351	-7%
Other public agencies	106,448	19,666	-82%
State Property Committee (Office)	-	15,000	100%
Mineral Resources Authority of Mongolia	22,624	23,672	5%
Ministry of Labour	10,258	13,492	32%
Sub-total: National level	1,698,043	1,496,426	-12%
Aimags	212,697	79,465	-63%
Ulaanbaatar districts	10,178	3,944	-61%
Sub-total: Local level	222,875	83,409	-63%
Total	1,920,918	1,579,835	-18%

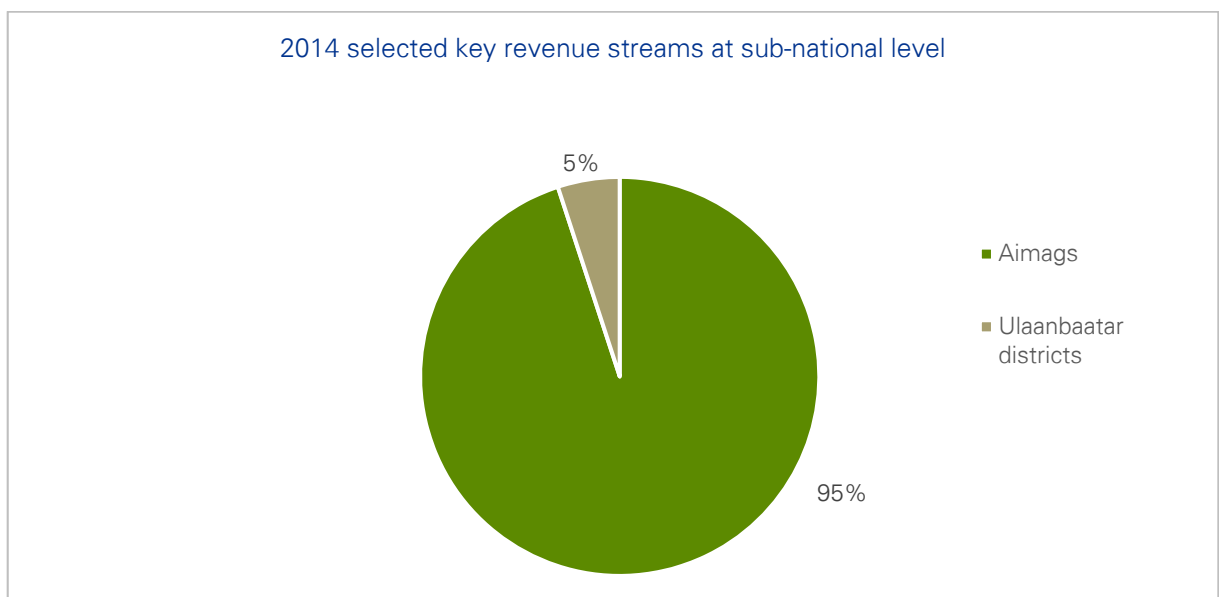
Initial key revenue streams were reported by companies and government entities through M.EITI e-reporting system before the Independent Administrator started its work in 15 June 2015. The key revenue streams after mean the resulting amount at the end of the Independent Administrator's reconciliation process as of 4 December 2015.

The increase in receipts of the Mineral Resources Authority of Mongolia and Ministry of Labour was due to amounts missing in the initial government reported information, identified through the reconciliation process. The decrease in receipts of the Customs Office, General Department of Taxation, Social Insurance General Office, Other public agencies, aimags and Ulaanbaatar districts was because the government reported data included companies which did not have mining activity.

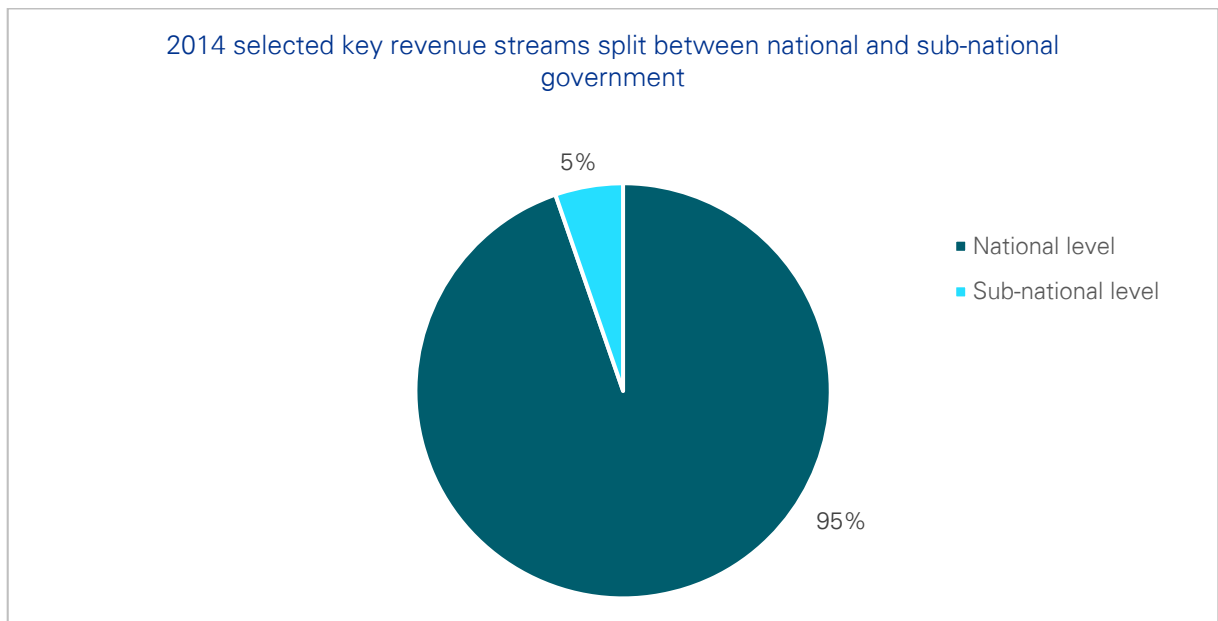
The split of the reconciled revenue streams (selected key revenues) between national government entities is shown in the chart below:



The split of reconciled selected key revenue streams between sub-national government entities is shown in the chart below:



The split of reconciled selected key revenue streams between national and sub-national government entities is shown in the chart below:



2.2.2 Government receipts by category after reconciliation

Government selected key revenue streams included in the reconciliation, sorted by category, were as follows after the reconciliation:

			MNT million
No.	National / Sub-national	Category of receipts	Reconciled amount
1	National	Corporate income tax	200,506
2	National	Customs duty	41,703
3	National	Value added tax	116,830
4	National	Fee for exploitation of mineral resources (royalties)	564,329
5	National	Licence fee for exploitation and exploration of mineral resources	23,672
6	National	Fee for recruiting foreign experts and workers	13,492
7	National	Fee for air pollution	30,654
8	National	Employers' social and health insurance	119,352
9	National	Customs service fee	39,854
10	National	Dividends on state investments	15,000
11	National	Advance payments received by GoM	-
12	National	Petroleum receipts of GoM from PSA	285,574
13	National	Oil royalties	25,794
14	National	Penalties	11
15	National	Total donations and support given to public agencies	19,655
16	Sub-national	Fee for use of mineral resources of wide spread	854
17	Sub-national	Fee for water use	29,199
18	Sub-national	Land use fee	11,931
19	Sub-national	Real estate tax	15,553
20	Sub-national	Fees for recruiting foreign experts and workers	361
21	Sub-national	Tax on vehicles and self-moving mechanisms	710
22	Sub-national	Dividends on state investments	20,574
23	Sub-national	Penalties	497
24	Sub-national	50% Contribution to environmental protection special account	1,045
25	Sub-national	Others	2,685
Total			1,579,835
Amount declared by government entities			1,579,835
Amount declared by companies			1,582,228

2.3 Key findings

2.3.1 Scope of reconciliation

2.3.1.1 Materiality threshold

In order to improve the efficacy and efficiency of the reconciliation process, KPMG applied materiality thresholds and adopted a risk-based approach to selecting companies for inclusion. Materiality thresholds were set for receipts at both national and local levels of government. This approach was based on the EITI Standard, and took into account comments received during the preliminary consultations, especially from local government representatives, and the direction and decisions of the MSG, as well as key recommendations of the 2013 report within Section 8.2.3.

At national level, the materiality threshold for individual reconciliations was MNT 250 million. For sampled reconciliations under the risk based approach, companies with total key revenue streams of more than MNT 100 million but less than MNT 250 million were included. More detailed information on the individual and sampling reconciliation approach is provided in Section 3.3.

At sub-national level, the materiality threshold for individual reconciliations was MNT 100 million. For sampled reconciliations, companies with total key revenue streams of more than MNT 30 million but less than MNT 100 million were included.

2.3.1.2 Selection of companies

The government and company reported information consolidated by the M.EITI Secretariat from the E-Reporting system showed 1,573 and 988 companies, respectively. Both sets of reported data covered the same scope of payments and receipts, consisting of 40 key revenue streams for which reporting is mandatory for M.EITI purposes and 18 revenue streams for which M.EITI reporting is voluntary. 12 of the 40 key revenue streams were reported by sub-national government entities. All other revenue streams were reported by national government entities.

KPMG used the government reported information as the basis for selection of companies as it appeared to be more complete than the company reported data.

2.3.2 Assurance

2.3.2.1 Management representation

Credibility of data is a key requirement of the EITI Standard. From each company included in the scope of the reconciliation, KPMG requested a representation letter, signed on behalf of the board of directors or senior executive, as appropriate, to confirm the completeness and accuracy of the information reported to M.EITI Secretariat and regarding information provided in the additional reporting templates. Out of 236 companies, 173 companies submitted and 63 companies did not submit such a representation letter. Detailed information regarding information by each company is set out in Appendix 4.

2.3.2.2 Audit and assurance reports for companies

The EITI Standard requires a credible assurance process applying international standards and to consider the local audit or assurance framework with emphasis on the completeness and accuracy of reporting by companies and government entities. KPMG asked companies to provide audited financial statements and limited assurance reports on the additional templates, signed by the applicable companies' external auditors (ISAE 3000).

Set out below is a summary of the results of these requests:

- 143 companies provided their audited financial statements;
- no companies provided a limited assurance report on the additional templates; and
- two companies provided agreed upon procedures reports verifying amounts reported to EITI.

Please refer to Appendix 4 for details of the responses received from companies.

2.3.2.3 Assurance over government data

Assurance over the government reported data is also important for the reliability of information from government entities. The MoF included a signature with the overall data although no specific representation or attestation was included from the MoF.

KPMG also asked for representation letters to be signed by the head of each government entity to confirm the completeness and accuracy of the information presented within the additional information templates. Please refer to Appendix 5 for details of responses received from government entities.

3 Reconciliation Scope and Methodology

3.1 Introduction

For the 2014 M.EITI Report, as agreed with the MSG during the Inception Workshop, KPMG developed separate thresholds for the national and sub-national levels. Having separate thresholds for national and sub-national levels was a consensus reached during the workshop as a response to concerns raised by some MSG members about the usefulness of the M.EITI Report for sub-national stakeholders.

For the 2014 M.EITI Report, KPMG proposed to divide the population into two tranches:

- A first tranche of more material companies based on a traditional monetary level threshold, for which there would be individual reconciliations for each entity;
- A second tranche of less material companies, for which the reconciliation would be performed on a sample basis. For this second tranche, KPMG applied a risk-based approach combined with KPMG's sampling methodology in order to refine the selection. The risk-based approach included, but was not limited to, considering the changes in receipts from certain companies against prior year reporting, and giving additional attention to companies with Type A (production) licences, as requested by the MSG in the Inception Workshop.

This approach was discussed during the workshop as a response to recommendations in the 2013 report (concerning the issue of considering benefits versus costs and complexity). A description of the methodology was then presented and communicated to the M.EITI Secretariat subsequent to the Inception Workshop held on 7 July 2015.

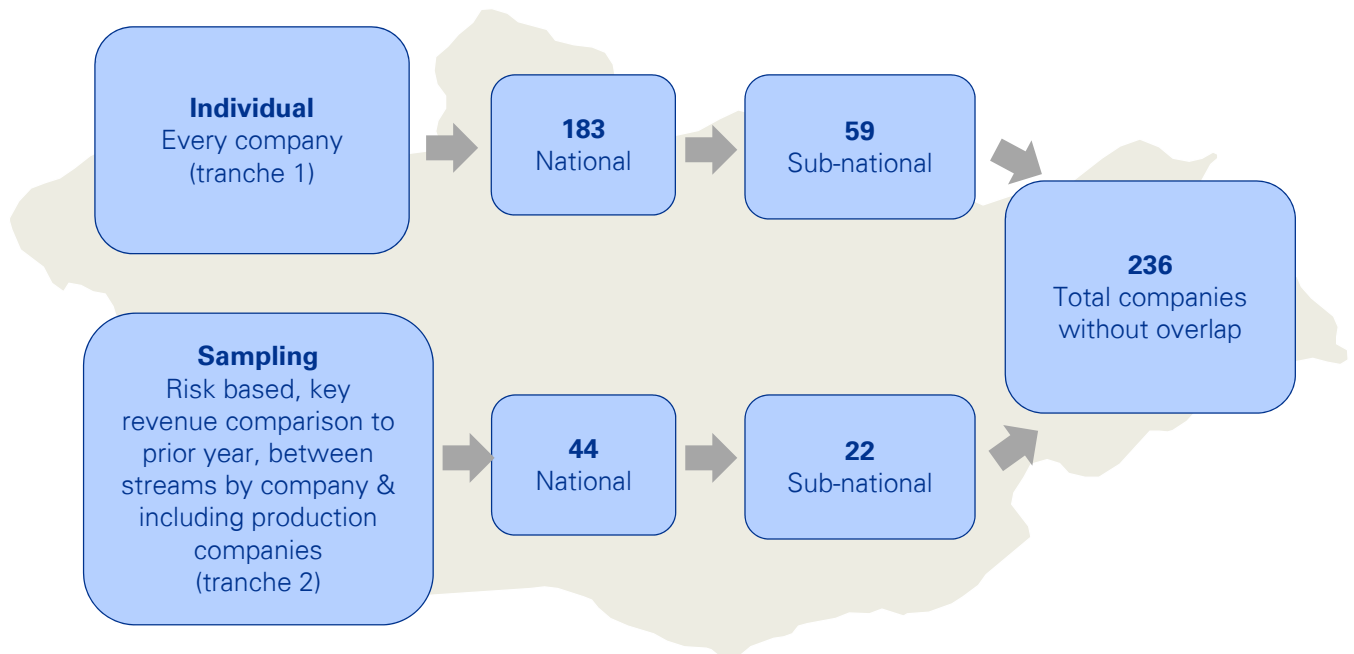
The starting point of the approach was the most complete list of companies initially available (1,573 in total), which resulted from the consolidation of all templates uploaded by the government entities, and provided by M.EITI Secretariat as at 8 July 2015.

- For the first tranche, i.e. companies selected individually for reconciliation, application of the agreed materiality thresholds resulted in 97.8% coverage of key revenue streams at national level and 97.4% at sub-national level;
- The addition of the second tranche, i.e. companies within the ranges for sampling with the risk based approach, took the overall coverage up to 98.8% in total.

The table and figure below illustrate the selection process. The thresholds applied are described in Section 3.3.

Reconciliation type	Number of companies		Key revenues (MNT billion)			Coverage
	National	Local	National	Local	Total	
Individual level (tranche 1)	183	59	1,708	222	1,930	97.8%
Sampling (tranche 2)	130	55	17	3	20	1.0%
Remainder	1,260	1,459	20	3	23	1.2%
Total	1,573	1,573	1,745	228	1,973	100.0%

Due to the thresholds at each of national and sub-national levels, certain companies were selected for reconciliation in both groups, creating some overlap. The chart below illustrates the number of companies after eliminating the overlap.



Key revenue streams reported by government entities for the selected 236 companies amounted to MNT 1,921 billion, which comprised 97.4% of the total key revenue streams.

3.2 Reconciliation methodology

3.2.1 Data collection

Seven mandatory M.EITI reporting templates, established previously by the EITI National Council, have been in use for several years for reporting by companies and government entities. These seven templates were used for on-line data reporting in the E-Reporting system prior to KPMG being engaged as the Independent Administrator.

Initial data was extracted from the E-Reporting IT platform used for reporting by both companies and government entities. Next, KPMG reconciled the government and company data collected based on the above mentioned seven reporting templates.

For the reconciliation of differences and compilation of additional information, as required under the EITI Standard, KPMG developed additional templates which were agreed with M.EITI Secretariat. These additional templates were distributed to and collected directly from the reporting participants by KPMG. KPMG contacted the reporting entities directly to clarify any information gaps or discrepancies.

KPMG considered the E-Reporting IT platform used for reporting by entities and examined general IT controls which help to ensure the integrity of the data within this platform.

3.2.1.1 IT platform used for reporting by companies and government entities

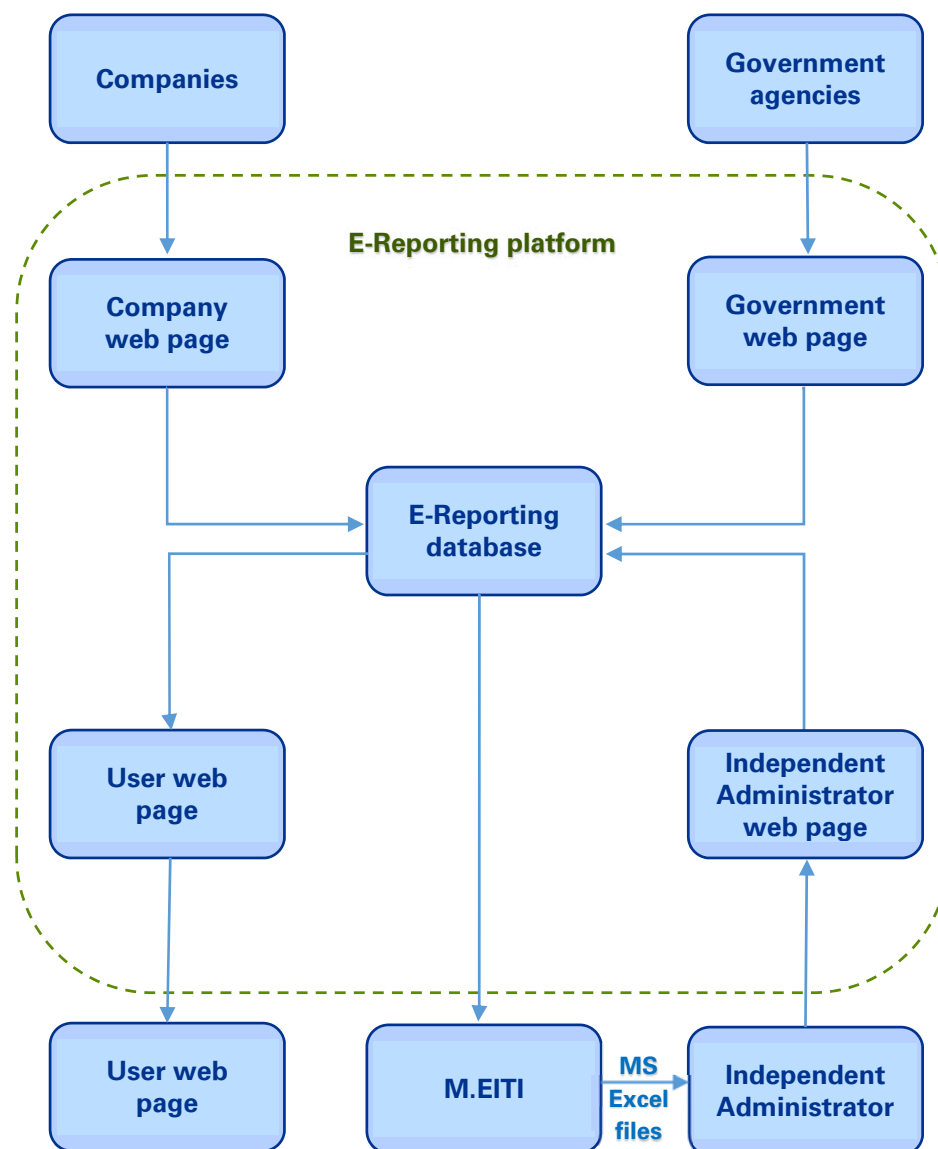
An E-Reporting web based platform was used to collect data from reporting entities. This data collection process through E-Reporting platform was newly applied in 2014 as the first time for 2014 data reporting. Mongolia is a pioneering country in developing and implementing such a platform among 50 EITI implementing countries.

Among many advantages of the E-Reporting system, a key benefit is expected to be an increase in access to information for the general public. In addition, the E-Reporting system uses both Mongolian and English languages making the information available both for Mongolians and interested parties outside of Mongolia. This, consequently, should improve the transparency of the M.EITI reporting. Furthermore, the new E-Reporting process should decrease the data collection time, risk of data error in the reporting, and overall burden for reporting entities. Based on a survey conducted by the M.EITI Secretariat, 71% of reporting entities stated that they spent less than 3 days to report the data and 69% of the reporting entities stated that the E-Reporting system was easy to use.

On the other hand, the timing of the set up of the E-Reporting system and the request for data to be reported has meant the Independent Administrator was involved later in the process than would be expected. Further, the use of a web-based IT reporting platform means consideration needs to be given to integrity, confidentiality and independence of the data, as further described in Section 3.2.1.2.

The current E-Reporting data collection process is initiated by reporting government entities and companies once they are granted with login access. The reported data is then collected in an E-Reporting database. At the data collection cut-off date, the IT consultant at the M.EITI Secretariat prepares reconciliation data from the database and provides it to the Independent Administrator in Microsoft Excel format. Once the Independent Administrator performs the reconciliation, it reports back to the E-Reporting system the reconciled figures. At the end, users are able to view both the initial and reconciled figures at each company's individual revenue level.

The following diagram shows how data flows via the E-Reporting platform:



3.2.1.2 Assessment of the E-Reporting platform

KPMG was tasked to review data collection procedures of the E-Reporting system, consider the IT platform on which it is built and examine general IT controls over this platform which help ensure the integrity of the data.

The platform was commissioned by Adam Smith International, developed by Interactive LLC and it runs on a virtual server belonging to iTools LLC.

Upon review of the E-Reporting platform, we observed potential weaknesses that may affect the integrity of the data. Examples of these are set out below:

- Both the IT consultant of M.EITI Secretariat and the developer have access to a root (Super user) account and in addition, share the single such account in the system. Amongst others, this may impact the integrity of data in the following ways:
 - Having Super user account access may lead to knowingly or unknowingly harming the information system and increases the risk of data integrity error;
 - Having a single root account for both parties makes it more difficult to trace responsibility for actions that have been taken in the system.
- Currently it appears there is no contract between Adam Smith International and M.EITI Secretariat. Having no contract may complicate a clear understanding of the ownership of the database and responsibilities of each party. To maintain the integrity and use of the data, having clear contractual terms of the legal ownership of the database is vital.
- The Independent Administrator is granted with predetermined login access information that cannot be changed once the Independent Administrator receives it. Inability to change the login information may increase the vulnerability for unauthorized access.
- In the current data collection process, there is human involvement between data collected in the database and the Independent Administrator's receipt of this data for reconciliation. This involvement may increase human error in the provision of data. When KPMG was initially provided with reconciliation data, the government reporting file was downloaded with errors and these errors were subsequently identified and corrected.

As part of the 2014 data reporting and reconciliation, KPMG has taken the following steps to mitigate these potential weaknesses in maintaining the integrity of the data:

- KPMG requested log files that might show the nature of the Super user's actions to identify if there was a potential risk relating to data integrity. The provided log files included Logs of PostgreSQL, E-Reporting system, Apache webserver log and server logs. From these logs, only PostgreSQL log might show activities on the PostgreSQL database software. Analysing the PostgreSQL log between 17 September 2014 and 19 November 2015 showed that it recorded errors. There were approximately 180 delete command errors, 170 update command errors, and 360 insert command errors shown. Errors occurring in the live system may lead to data loss or increased risk to data integrity. These errors were present in the log written on 17 November 2015. In one of the server logs there were a high number of failed remote root account login attempts, which might indicate a break in attempt.
- Through our additional information templates to selected 236 companies and to government entities, KPMG requested a signature from a responsible representative of the entity in order to identify that data uploaded to the E-Reporting system by reporting entities matches with KPMG's reconciliation data.

Considering these findings, we recommend that a comprehensive review of the E-Reporting IT platform and related IT controls be performed, and actions and recommendations be identified which will improve the IT environment it operates in and reduce risks over integrity, confidentiality and reliability of data in the E-Reporting system.

3.2.1.3 Reporting templates (REQ 5.2a)

The reporting templates fall into two categories:

1. Seven mandatory templates were historically designed to collect data on the operations, production and sales of companies engaged in exploration for or extraction of mining and petroleum resources, as well as the corresponding collections by local and national government. For the 2014

reconciliation process, those templates were made available online by M.EITI and filled in directly in the E-Reporting tool by companies and government entities.

Each template consists of three main sections including contact address, basic information, and other reporting fields. At the start of the initial reconciliation approximately 990 companies had self-submitted their 2014 records and 1,573 companies had been reported upon by the government entities, all through E-Reporting. Some of this reporting included representation letters and audit or assurance reports. KPMG reviewed the payments and receipts to be covered in the final report, based on the scope agreed by the MSG resulting from the Inception Workshop.

2. Additional information was requested from the selected companies and government entities. Part of the Independent Administrator's inception work consisted of defining the scope of the additional information during the preliminary meetings and the Inception Workshop held on 7 July 2015. Further comments were subsequently received from Civil Society and reviewed by KPMG for potential incorporation in the scope when compliant with the Standard and / or with the consensus reached during the workshop.

KPMG summarised the consensus on the additional information required in accordance with the Standard and the participants in the workshop, and proposed templates and related thresholds where applicable. Once the proposed templates were agreed upon with the M.EITI Secretariat, KPMG directly distributed the templates to the entities selected for the reconciliation and collected responses from those entities.

The structure of the reporting templates distributed to the selected companies and government entities is presented in Appendix 1 and Appendix 2.

3.2.2 Data comparison

As noted in Section 3.2.1.1, KPMG received initial government and company data from M.EITI in two Excel spreadsheets. The spreadsheets were both set up to include the 40 key revenue streams for which M.EITI reporting is required by M.EITI (mandatory), as well as the 18 revenue streams with voluntary M.EITI reporting. KPMG tested the download to Excel from the E-Reporting system by selecting 15 companies and 10 government entities on a random sample basis and comparing the data between Excel and the E-Reporting system including the key revenue streams reported by those companies and government entities.

KPMG initially compared government reported and company reported data for the selected 15 national and 10 sub-national revenue streams for each of the selected 236 companies in order to identify initial discrepancies as a starting point for the reconciliation.

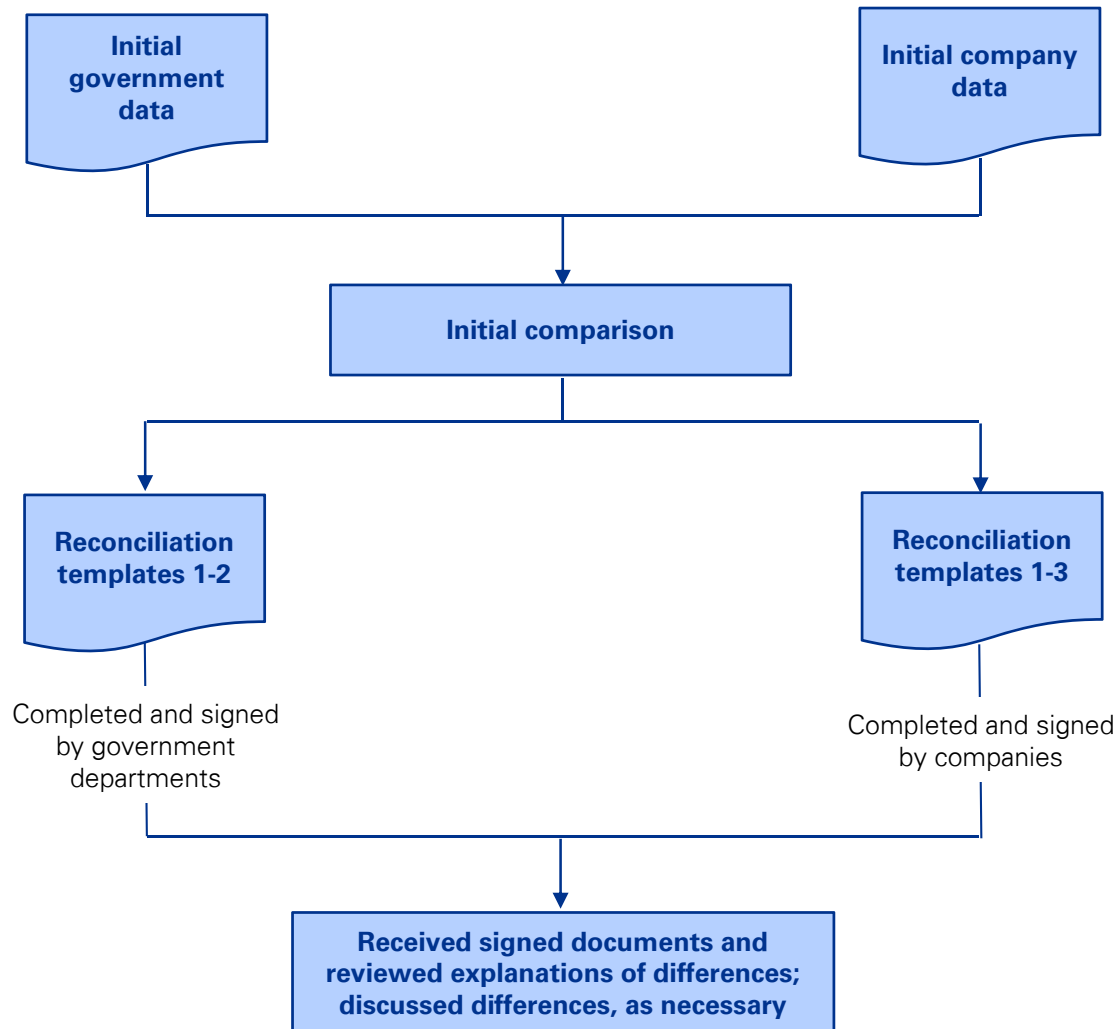
3.2.3 Data reconciliation

After the data comparison, initial discrepancies were identified. KPMG distributed an additional reconciliation template to entities showing the values reported initially by each entity selected for reconciliation (both company and government data) and asked entities to confirm whether numbers stated in the additional reconciliation template agreed with numbers initially reported by each entity (so providing some assurance on the data).

KPMG also asked the selected companies and government entities to provide further information on payments for those amounts where differences between company reported and government reported data had been identified. The respective templates with information on payments also requested a signature of the responsible person from each entity.

The responses were collected by KPMG directly from companies and government entities, the payment information was summarised, and initial differences were adjusted in accordance with the additional payment information and explanations provided by the entities.

The reconciliation process is presented in a flow-chart below.



Explanations of differences arising from the reconciliation in the company reported and government reported data fell primarily into the following types:

- A company did not report a payment to M.EITI Secretariat in E-Reporting;
- Payments were over-reported by companies;
- Payments were reported in the wrong receipt categories;
- Returned payments were not adjusted in the company reporting;
- Payments were made on behalf of another company;
- Payments related to activities other than EI (e.g. construction);
- Netted-off amounts were included into payments;
- Companies included in the government reported data did not have extracting activity in 2014;

- Some government entities reported in MNT whereas initial templates requested information to be reported in MNT thousands.

3.2.4 Level of information disaggregation (REQ 5.2e)

At a minimum it is required that data be presented by individual company, government entity and type of revenue stream. In this report key revenue streams are also broken down to national and sub-national levels following a request by the MSG. KPMG disaggregated information by aimag and Ulaanbaatar district to ease the sorting of information when needed by the M.EITI.

The EITI Standard also requires reporting at project level. In Mongolia companies and government entities usually do not allocate government payments to each individual project. As a result, in this report the data is not presented by project level.

Contextual information focuses on the sub-national level, including disaggregation by aimag and soum, where available.

3.2.5 Safeguarding confidential data (REQ 5.2d)

KPMG adopted the following necessary steps to safeguard confidential information and data that it received from the reporting entities.

- Electronic correspondence with companies and government entities was conducted via a special email address created only for the EITI project, and the list of employees with access to this email account was restricted;
- All electronic information received from entities was saved in a folder with restricted access;
- Physical security to paper documents was provided for by keeping the documents locked up when not in use;
- All phone calls with entities were performed from a restricted access area;
- All employees involved into the EITI project were instructed on the importance of non-disclosure of confidential information; and
- KPMG policies, professional duties and ethics require confidentiality of all such data by all staff.

3.3 Reconciliation approach

3.3.1 Materiality threshold for companies

For the 2014 M.EITI Report, as agreed with the MSG during the Inception Workshop, KPMG developed separate thresholds for the national and sub-national levels. Having separate thresholds for national and sub-national levels was a consensus reached during the workshop as a response to concerns raised by some MSG members about usefulness of the M.EITI Report for sub-national stakeholders. Further details on the materiality thresholds are given in Section 2.4.1.1.

3.3.1.1 Individual selection

This group comprises companies with the highest reported payments, for which an individual reconciliation for each company was considered appropriate. The information below is based on the government reported data.

Level	Materiality threshold (MNT)	Number of companies
National	250 million and above	183
Sub-national	100 million and above	59

Individual reconciliation at national level: companies with key national revenue streams of MNT 250 million and above constituted 97.8% of the total key national revenue streams. Reconciliations for each of these 183 companies were completed at the individual company level. Please refer to Section 3.1 for details of distributions to determine the materiality threshold.

Individual reconciliation at sub-national level: companies with key sub-national revenue streams of MNT 100 million and above constituted 97.4% of total key sub-national revenue streams. Reconciliations for each of these 59 companies were also completed at the individual company level. Please refer to Section 3.1 for details of distributions to determine the materiality threshold.

3.3.1.2 Sampling selection

The sampling method covered companies with less material reported payments, for which the reconciliation was performed on a sample basis. KPMG applied a risk-based approach for refinement of the company selection. The risk-based approach included, but was not limited to, considering the changes in revenue streams from certain companies against the prior year reporting, and giving additional attention to companies with Type A (production) licences, as requested by the MSG in the Inception Workshop. The information below is based on government reported data.

Level	Materiality threshold (MNT)	Number of companies
National	More than 100 million and less than 250 million	130
Sub-national	More than 30 million and less than 100 million	55

Sampling reconciliation at national level: companies with total key national revenue streams of more than MNT 100 million but less than MNT 250 million were sampled using a risk-based approach. There were 130 such companies. Please refer to Section 3.1 for details of distributions to determine the materiality threshold.

When added to the 183 individually reconciled companies described above in Section 3.3.1.1 (313 in total), the revenue streams from these companies brought coverage to 98.8% of the total reported key national revenue streams.

When selecting companies to be reconciled individually within the sampled population, KPMG considered the following:

- i) KPMG selected all the companies with Type A (production) licences. 25 companies were selected for individual reconciliation on this basis;
- ii) KPMG compared 2014 and 2013 key national revenue streams amounts and selected those companies where any of the reported payments that related to business activities (e.g. Corporate Income Tax, VAT, Royalty fees, Social and health insurance) decreased by both more than 10% and more than MNT 4.5 million at the same time. 22 companies were selected for individual reconciliation based on these criteria.

47 out of the tranche 2 population of 130 companies were thus ultimately selected for individual reconciliation.

Sampling reconciliation at sub-national level: companies with total key sub-national revenue streams with more than MNT 30 million but less than MNT 100 million were sampled using a risk-based approach. There were 55 such companies. Please refer to Section 3.1 for the details of distributions to determine the materiality threshold.

When added to the 59 individually reconciled companies described above in Section 3.3.1.1 (114 in total), reconciliation work over the key sub-national revenue streams of these companies brought coverage to 98.8% of the total government reported key sub-national revenue streams.

When selecting companies to be reconciled individually, KPMG considered the following:

- i) KPMG selected all the companies with Type A (production) licences. 22 companies were selected for individual reconciliation on this basis;
- ii) KPMG compared 2014 and 2013 key sub-national revenue streams amounts and selected those companies where any of the reported payments that related to business activities (e.g. fees for water usage, fee for use of mineral resources) decreased by both more than 10% and more than MNT 3.5 million at the same time. 7 companies were selected for individual reconciliation based on these criteria.

29 out of the tranche 2 population of 55 companies were thus ultimately selected for individual reconciliation.

3.3.2 Materiality threshold for selection of key revenue streams

Using a similar approach as was applied to select the number of companies to be reconciled, KPMG aimed for 99% of total key revenue streams coverage in order to set a threshold for the selection of key revenue streams. In the selection process, both the company and government reporting were used, since some of the government entities did not complete their parts of E-Reporting and therefore information concerning certain types of revenue streams was omitted in the government data.

Out of 40 key revenue streams which are described above, 28 are collected at national level, and 12 at sub-national level. At national level, the 15 largest revenue streams constitute 99% of the total key national revenue streams. At sub-national level, the 9 largest sub-national revenue streams account for 99% of the total key sub-national revenue streams.

3.3.3 Threshold for minor differences

For each receipts category, a difference between government data and company data below MNT 100 thousand was considered to be very minor, meaning that detailed analysis was performed only for differences above MNT 100 thousand.

3.3.4 Assurance procedures (REQ 5.2b, 5.2c and 5.3c)

The EITI Standard requires that a credible assurance process applying international standards should be in place.

For the 2014 process, KPMG requested various representation letters and audit reports to strengthen the accuracy and completeness of the information reported. A more detailed description of the assurance procedures performed by KPMG is provided in the sub-sections below.

3.3.4.1 Representations from companies

From the companies selected for reconciliation, KPMG requested representation letters signed on behalf of the board of directors, confirming completeness and accuracy of the information presented in the additional templates. KPMG also considered the level of representation provided by examining the role of the signatory on the representation letter (for example accountant or managing director). Please refer to Appendix 4 for details of the responses received from companies.

3.3.4.2 Assurance over companies reported data

The EITI Standard requires to examine the audit and assurance procedures in companies participating in the EITI reporting process, including the relevant laws and regulations, and reforms that are planned or underway.

KPMG asked companies to provide copies of their 2014 audit reports and financial statements prepared under International Financial Reporting Standards which is the accounting framework in Mongolia. Where audit reports were qualified, KPMG analysed the provided reasons for qualification and considered alternative procedures for assurance of data where applicable.

KPMG also requested attestation-type reports to be issued by the applicable companies' external auditors (following reporting standard ISAE 3000) in order to confirm both the numbers reported to M.EITI and other requested information. An example of an ISAE 3000 template attestation report, based upon reports provided by KPMG to its major EI clients in other EITI compliant countries, was sent to companies together with the request. This type of report provides limited assurance over the company reported data from the external auditors.

KPMG did not receive ISAE 3000 reports from any companies. Two companies provided agreed upon procedures reports verifying amounts reported to EITI. The agreed upon procedures reports are also commonly used in some EITI implementing countries, instead of ISAE 3000.

Please refer to Appendix 4 for details of the responses received from companies.

3.3.4.3 Assurance over government reported data

Assurance over government reported data is important in seeking the reliability of information from government entities. During the Inception Workshop, the MoF explained about constraints on its ability to thoroughly review the government entities' reports due to timing issues and the fact that those reports were being submitted through the M.EITI E-Reporting system. However, the MoF provided a signature with the overall data without providing a specific attestation or representation. M.EITI

Secretariat noted during the Inception Workshop that it expected a validation of data by the MoF, however the MoF stated its opinion that a validation is not one of the Ministry's responsibilities.

On 30 November 2015 KPMG met with MNAO. KPMG showed a list of the government entities involved in the EITI process, together with the key revenue streams at each government entity, to the financial audit department of the MNAO. The financial audit department informed KPMG that it performs audits annually of all those national government entities involved, and that local government entities such as aimags and districts are audited annually by local government audit offices. Audit reports were issued on these government entities, and in some cases the financial information was consolidated into higher level Ministry financial reports.

Currently the MNAO and local government audit offices do not provide any assurance or reporting on the M.EITI data reported by government entities. However, the MNAO expressed it is open to perform such a role in the future, subject to necessary resources and timing of the procedures, indicating that late May to early July is the most suitable period for it. The MNAO has an annual action plan prepared for each year, and ideally involvement in the EITI process would form part of the action items. The role might fall under the scope of the performance audit department of the MNAO rather than the financial audit department, which the MNAO would consider after a request to be involved.

We recommend consideration of the role of the MNAO in providing assurance on the government reported data in future EITI reconciliation processes, and to aim to incorporate this within the MNAO's plan and action items for 2016.

As part of the process, KPMG asked for representation letters to be signed by the heads of each relevant government entity, including confirmation of the completeness and accuracy of the information presented within the additional information templates. Please refer to Appendix 5 for details of the responses received from the government entities. KPMG also asked the MoF to provide a representation letter confirming completeness and accuracy of data initially reported. The MoF replied it is not able to provide this letter because it does not have detailed oversight of each revenue stream in the reported data.

3.4 Reporting entities and receipts to be covered

3.4.1 Government entities

3.4.1.1 List of government entities for reconciliation (REQ 4.2a)

KPMG identified and listed government entities that received material payments from extractive industry companies. The list below includes government entities that received key revenue streams selected for reconciliation as set out in 3.3.2.

Government entities	Revenue streams
CO	Customs duty, customs service fee
GDT	CIT, VAT, fee for exploitation of mineral resources (royalties), fee for air pollution
Local Governments	50% Contribution to environmental protection special account, fee for air pollution, fees for use of mineral resources of wide spread, fee for water use, land use fee, real estate tax, tax on vehicles and self-moving mechanisms
MRAM	Licence fee for exploitation and exploration of mineral resources
MEGDT	50% Contribution to environmental protection special account
ML	Fee for recruiting foreign experts and workers
PAM	Advance payments received by GoM, Petroleum receipts of GoM from PSA, oil royalties
SSIA	Employers' social and health insurance
SPIA, PIA (aimags)	Penalties
SPC	Dividends on state investments
Other public agencies	Government agencies that received donations and supports

3.4.1.2 Key revenue streams (REQ 4.1a)

KPMG received two reports of revenue stream amounts in Excel – a government report and companies' report - from the M.EITI on 12 June 2015, and a revised version of the government report on 8 July 2015 following identification of errors in the download. For background regarding the revision, please refer to Section 3.2.1.2. The government report was downloaded by M.EITI from the database summarizing the reporting templates uploaded by the government entities. The company report was downloaded by M.EITI from the database consolidating the reporting templates uploaded by individual companies.

The government report included 1,573 companies whereas the company report included only 988 companies. The reports were both set up to include the 40 key revenue streams for which M.EITI reporting is required by M.EITI (mandatory), as well as the 18 revenue streams with voluntary M.EITI reporting. 12 of these 40 key revenue streams are reported by local government entities.

Considering the number of companies and data included, the government report appeared to be more complete as a basis for defining materiality and thresholds for the compulsory receipts, as shown below:

Report	Number of companies	Mandatory key revenue streams		All revenue streams
		Categories	(MNT mill)	(MNT mill)
Government	1,573	40	1,973,440	1,974,627
Companies	988	40	1,886,484	4,821,663
National level revenue streams		28		
Sub-national level revenue streams		12		
Total		40		

KPMG used the government reported data, which includes total mandatory government key revenue streams from EI of MNT 1,973 billion, and considered all of the initial 40 key mandatory revenue streams in the determination of the materiality threshold as set out in Section 3.3.2.

There are 28 key revenue streams at the national level and 12 key revenue streams at the sub-national level. Please refer to Appendix 3 for a list of the revenue streams at national and at sub-national levels.

3.4.1.3 Material revenue streams (REQ 4.1b)

Using the approach described in Section 3.3.2, the following receipts were selected for individual reconciliation:

#	Threshold level	Revenue streams	Data Source
1	National	Corporate income tax	Both sources
2	National	Customs duty	Both sources
3	National	Value added tax	Both sources
4	National	Fee for exploitation of mineral resources (royalties)	Both sources
5	National	Licence fee for exploitation and exploration of mineral resources	Both sources
6	National	Fee for recruiting foreign experts and workers	Both sources
7	National	Fee for air pollution	Both sources
8	National	Employers' social and health insurance	Both sources
9	National	Customs service fee	Both sources
10	National	Dividends on state investments	Both sources
11	National	Advance payments received by GoM	Both sources
12	National	Petroleum receipts of GoM from PSA	Both sources
13	National	Oil royalties	Both sources
14	National	Penalties	Both sources
15	National	Total donations and support given to public agencies	Both sources
16	Sub-national	Fee for use of mineral resources of wide spread	Both sources
17	Sub-national	Fee for water use	Both sources
18	Sub-national	Land use fee	Both sources
19	Sub-national	Real estate tax	Both sources
20	Sub-national	Fees for recruiting foreign experts and workers	Both sources
21	Sub-national	Tax on vehicles and self-moving mechanisms	Both sources
22	Sub-national	Dividends on state investments	Both sources
23	Sub-national	Penalties	Both sources
24	Sub-national	50% Contribution to environmental protection special account	Both sources
25	Sub-national	Others	Both sources

3.4.2 Companies

3.4.2.1 Companies selected for reconciliation

In total, after eliminating overlaps, 236 companies were selected for individual reconciliation for 2014. Please refer to Appendix 8 for a detailed list of the selected companies for reconciliation.

4 Reconciliation Results

4.1 Reconciliation results

4.1.1 Summary of reconciliation and differences

A summary of the reconciliation results is shown below:

Reporting by:	Number of companies	Selected key revenue streams (MNT mill)		
		National level	Local level	Total
Initial reporting				
Government	236	1,698,043	222,875	1,920,918
Companies	186	1,564,274	85,776	1,650,050
Initial reconciliation difference	50	133,769	137,099	270,868
Reconciliation				
Adjustments government		(201,617)	(139,466)	(341,083)
Adjustments companies		(65,521)	(2,301)	(67,822)
Government after adjustments		1,496,426	83,409	1,579,835
Companies after adjustments		1,498,753	83,475	1,582,228
Unreconciled difference including companies that did not reply to the reconciliation		(2,327)	(66)	(2,393)
less companies which did not send reconciliation information templates		3,080	(106)	2,974
Final net unreconciled difference		753	(172)	581

The net variance of MNT 581 million is 0.03% of initial government reported selected key revenue streams (MNT 1,920,918 million). Explanations of differences arising from the reconciliation in the company and government data fell primarily into the following types:

- A company did not report a payment to M.EITI Secretariat in E-Reporting;
- Payments were over-reported by companies;
- Payments were reported in the wrong receipt categories;
- Returned payments were not adjusted in the company reporting;
- Payments were made on behalf of another company;
- Payments related to activities other than EI (e.g. construction);
- Netted-off amounts were included into payments;
- Companies included in the government reported data did not have extracting activity in 2014;
- Some government entities reported in MNT whereas initial templates requested information to be reported in thousands of MNT.

4.1.2 Coverage of the reconciliation exercise (REQ 5.3c)

At the national and sub-national levels, KPMG performed individual reconciliation work on 236 companies. At the Inception Workshop, it was agreed with the MSG to consider, under the agreed approach, coverage of 98.8% of the key revenue streams. This consisted of both individual selection for tranche 1 and risk-based sampling analysis for tranche 2. The materiality thresholds applied for companies to achieve this result through the agreed approach are set out below and in Section 3.3.1.1 (individual selection) and Section 3.3.1.2 (sampling method).

Coverage of the national level key receipts is presented in the table below:

National level				
Reconciliation type	Threshold (MNT)	No. companies	Key revenue streams coverage	
			Percent	MNT mill
Individual level	250 million and above	183	97.8%	1,930,530
Sampling	More than 100 million & less than 250 million	130	1.0%	19,324
Total		313	98.8%	1,949,854

Coverage of the sub-national level receipts is presented in the table below:

Sub-national level				
Reconciliation type	Threshold (MNT)	No. companies	Key revenue streams coverage	
			Percent	MNT mill
Individual level	100 million and above	59	97.4%	222,372
Sampling	More than 30 million & less than 100 million	55	1.4%	3,153
Total		114	98.8%	225,525

4.1.2.1 Overlap between national and sub-national levels in the selection

Some companies overlapped between the national level and sub-national level in the sample, so that although 313 companies were selected at national level and 114 companies were selected at sub-national level, after elimination of overlap this reduced to 321 companies. The approach and the resulting number of companies are summarised below.

Number of companies assessed for reconciliation		
Type	Considered	Reconciled
National level		
Individual (tranche 1)	183	183
Sampling (tranche 2)	130	44
Sub-total	313	227
Sub-national level		
Individual (tranche 1)	59	59
Sampling (tranche 2)	55	22
Sub-total	114	81
Less overlap	(106)	(72)
Companies considered under tranches 1 and 2	321	236

For tranche two, risk based sampling, we considered 130 companies at national level and 55 companies at sub-national level as a population from which to select the risk based sample.

4.1.2.2 National level reconciliation results by revenue stream

MNT million

No	Receipt categories	Initial			Adjustment		After adjustment			Less companies not sent reconciliation templates	Final net unreconciled difference
		Gov. entities	Companies	Difference	Gov. entities	Companies	Gov. entities	Companies	Difference		
1	Corporate income tax	210,242	193,615	16,627	(9,736)	4,933	200,506	198,548	1,958	(1,925)	33
2	Customs duty	36,643	63,950	(27,307)	5,060	(22,411)	41,703	41,539	164	(121)	43
3	Value added tax	194,308	139,617	54,691	(77,478)	(17,757)	116,830	121,860	(5,030)	5,515	485
4	Fee for exploitation of mineral resources (royalties)	606,813	563,426	43,387	(42,484)	1,080	564,329	564,506	(177)	180	3
5	Licence fee for exploitation and exploration of mineral resources	22,624	19,411	3,213	1,048	4,052	23,672	23,463	209	(38)	171
6	Fee for recruiting foreign experts and workers	10,258	13,509	(3,251)	3,234	(87)	13,492	13,422	70	(60)	10
7	Fee for air pollution	30,574	30,056	518	80	601	30,654	30,657	(3)	-	(3)
8	Employers' social and health insurance	128,663	118,968	9,695	(9,311)	(13)	119,352	118,955	397	(356)	41
9	Customs service fee	40,103	38,592	1,511	(249)	1,077	39,854	39,669	185	(129)	56
10	Dividends on state investments	-	15,000	(15,000)	15,000	-	15,000	15,000	-	-	-
11	Advance payments received by GoM	-	32,217	(32,217)	-	(32,213)	-	4	(4)	-	(4)
12	Petroleum receipts of GoM from PSA	285,574	278,739	6,835	-	6,835	285,574	285,574	-	-	-
13	Oil royalties	25,794	1,606	24,188	-	24,188	25,794	25,794	-	-	-
14	Penalties	7	36,885	(36,878)	4	(36,792)	11	93	(82)	-	(82)
15	Total donations and support given to public agencies	106,440	18,683	87,757	(86,785)	986	19,655	19,669	(14)	14	-
Total		1,698,043	1,564,274	133,769	(201,617)	(65,521)	1,496,426	1,498,753	(2,327)	3,080	753

4.1.2.3 Sub-national level reconciliation results by revenue stream

MNT million

No	Receipt categories	Initial difference			Adjustment		After adjustment			Less companies not sent reconciliation templates	Final net unreconciled difference
		Gov. entities	Companies	Difference	Gov. entities	Companies	Gov. entities	Companies	Difference		
1	Fee for use of mineral resources of wide spread	8,612	756	7,856	(7,758)	96	854	852	2	-	2
2	Fee for water use	113,324	25,514	87,810	(84,125)	3,780	29,199	29,294	(95)	97	2
3	Land use fee	20,299	11,866	8,433	(8,368)	196	11,931	12,062	(131)	(78)	(209)
4	Real estate tax	44,917	14,847	30,070	(29,364)	655	15,553	15,502	51	(99)	(48)
5	Fee for recruiting foreign experts and workers	361	2,659	(2,298)	-	(2,310)	361	349	12	-	12
6	Tax on vehicles and self-moving mechanisms	3,538	970	2,568	(2,828)	(290)	710	680	30	24	54
7	Dividends on state investments	20,574	2	20,572	-	20,574	20,574	20,576	(2)	-	(2)
8	Penalties	6,821	251	6,570	(6,324)	237	497	488	9	-	9
9	50% Contribution to environmental protection special account	88	742	(654)	957	240	1,045	982	63	(50)	13
10	Others	4,341	28,169	(23,828)	(1,656)	(25,479)	2,685	2,690	(5)	-	(5)
Total		222,875	85,776	137,099	(139,466)	(2,301)	83,409	83,475	(66)	(106)	(172)

4.1.3 Comprehensiveness and reliability of data presented (REQ 5.3c)

The government reported data initially provided to us by M.EITI in Microsoft Excel contained errors due to the selection of incorrect parameters prior to download from the E-Reporting system. Our procedures to check the data identified this issue, following which the government reported data was re-run and a corrected version was provided to KPMG. For more details, please refer to Section 3.2.1.2.

After receiving the revised data in Excel, KPMG assessed the M.EITI E-Reporting system and carried out spot-checks over amounts in the Excel companies and government reported data files to identify these agreed with the information in the online E-Reporting system. No differences were identified for the selected items.

KPMG additionally sought to perform various further procedures to assess comprehensiveness and reliability of data such as requesting representation letters and attestation reports, and reviewing company audit reports. The results of these procedures are described in detail in Section 3.3.4.

4.2 Unresolved differences and unreported companies (REQ 5.3d)

After reconciling the payment data reported by companies and government entities, some differences remained. The amount of unreconciled differences amounted to **MNT 2,393 million**, which equals **0.12%** of the selected key revenue streams. The reconciled amount reported by the government was lower by MNT 2,393 million than the reconciled amount reported by companies.

This difference included companies which did not provide additional reconciliation templates, and therefore those payments could not be reconciled. MNT 2,974 million of the difference was attributable to those companies which did not provide additional reconciliation templates.

After excluding the companies which did not provide additional reconciliation templates, the remaining unreconciled difference was **MNT 581 million**. The reconciled amount reported by the government after excluding companies without reconciliation replies was *higher* by MNT 581 million than the reconciled amount reported by companies after excluding companies without reconciliation replies.

4.2.1 Unresolved differences by selected key revenue streams

This section of the report summarizes unresolved differences by category after adjustments made to the initial differences in the reconciliation process.

MNT million				
Selected key revenue streams		Initial differences	Adjustments	Unresolved differences
National	Corporate income tax	16,627	(14,669)	1,958
	Customs duty	(27,307)	27,471	164
	Value added tax	54,691	(59,721)	(5,030)
	Fee for exploitation of mineral resources (royalties)	43,387	(43,564)	(177)
	Licence fee for exploitation and exploration of mineral resources	3,213	(3,004)	209
	Fee for recruiting foreign experts and workers	(3,251)	3,321	70
	Fee for air pollution	518	(521)	(3)
	Employers' social and health insurance	9,695	(9,298)	397
	Customs service fee	1,511	(1,326)	185
	Dividends on state investments	(15,000)	15,000	-
	Advance payments received by GoM	(32,217)	32,213	(4)
	Petroleum receipts of GoM from PSA	6,835	(6,835)	-
	Oil royalties	24,188	(24,188)	-
	Penalties	(36,878)	36,796	(82)
	Total donations and support given to public agencies	87,757	(87,771)	(14)
Sub-national	Fee for use of mineral resources of wide spread	7,856	(7,854)	2
	Fee for water use	87,810	(87,905)	(95)
	Land use fee	8,433	(8,564)	(131)
	Real estate tax	30,070	(30,019)	51
	Fees for recruiting foreign experts and workers	(2,298)	2,310	12
	Tax on vehicles and self-moving mechanisms	2,568	(2,538)	30
	Dividends on state investments	20,572	(20,574)	(2)

Selected key revenue streams		Initial differences	Adjustments	Unresolved differences
	Penalties	6,570	(6,561)	9
	50% Contribution to environmental protection special account	(654)	717	63
	Others	(23,828)	23,823	(5)
Total		270,868	(273,261)	(2,393)
Less companies not provided reconciliation templates*		(6,458)	9,432	2,974
Net difference after deduction		264,410	(263,829)	581

* The unreported companies' payment amounts are taken from government reported data.

The principal reasons for remaining unreconciled differences were:

- Differences in methods used to estimate in-kind donations between government entities and companies led to different monetary values so that companies and government entities were not able to reconcile in-kind donations;
- Some companies refused to either report data or to reconcile data, and there is currently no legal requirement for companies to comply with M.EITI reporting in Mongolia;
- Government reported data received from aimags, CO and PIA was not detailed enough in some cases to allow for reconciliation, or was not reported in the requested format even when further requested.

Please refer to Appendix 4 for details of responses received from companies and to Appendix 5 for details of responses received from government entities.

4.2.2 Unreported companies

The list below presents information about companies that did not report initially to M.EITI nor subsequently to the Independent Administrator, and were included in the reconciliation.

MNT million

No.	ID	Company name	*Selected key revenue streams
1	5517052	Erdenes Shashirt Mining Resource LLC	439
2	5382475	Yushengming LLC	438
3	5171881	Ulgazan Tsamkhag LLC	90
4	2550245	Mongol Bolgar Geo LLC	52
5	5295858	Special Mines LLC	30
6	2095092	Gangar Invest LLC	1
7	2544695	Gan-Ilch LLC	1
Total			1,051

* the selected key revenue streams data for companies which did not report their payments was extracted from the government reported data.

We identified that some of the above companies were liquidated by the date of our procedures, while in some other cases contact details of the companies were not available and we were unable to contact them.

Please refer to Appendix 4 for details of responses received from companies.

4.2.3 Issues, barriers and remedies

This section summarizes unresolved issues and barriers encountered during the work, together with remedial actions taken to minimize the effect of such issues and barriers. Recommendations relating to each matter below are included in Section 6.

4.2.3.1 E-Reporting platform

A number of issues within the E-Reporting platform were identified, as described in Sections 3.2.1.2 and 4.1.3.

In order to verify that the data received had not been altered or corrupted and was reliable, KPMG completed an additional reconciliation template with data from the Excel files downloaded from the E-Reporting system, and this template was distributed to the entities. As part of the reconciliation process, KPMG requested entities (both companies and government entities) selected for payments reconciliation to confirm, within these additional reconciliation templates, that the initially reported payment data in the templates was correct and agreed to their own initially reported information.

KPMG also received a summary of payments received from EI companies grouped by receipt category and signed by a MoF representative, and compared this information against government reported data. No significant differences were identified.

4.2.3.2 Timing of involvement of the Independent Administrator

For the 2014 M.EITI Report, the Independent Administrator was appointed in mid-June 2015, which was after entities mostly reported to the M.EITI secretariat in the E-Reporting system. However, the initial reporting templates did not provide for some additional information required by the EITI Standard, particularly contextual information. In order to receive all necessary information, KPMG prepared and sent additional reporting templates to the entities selected for reconciliation. The timing of involvement also meant the Independent Administrator did not have input into the procedures related to collection of initially reported payment data.

4.2.3.3 Instructions on payment data reporting to M.EITI secretariat

KPMG noted that some entities did not have a clear understanding of the EITI reporting process and the data required to be reported in the initial reporting templates as part of the E-Reporting system. This resulted in numerous discrepancies between the initial companies reported data and government entities data. In addition, some companies informed us that they did not report to M.EITI in the E-Reporting system for the same reason.

After additional templates were distributed to the selected entities in the sample, KPMG received many telephone calls from entities asking why these additional templates need to be completed and for clarifications on the additional templates. KPMG provided extensive guidance on how to fill in the additional templates, which was time-consuming and substantially increased the overall reconciliation effort and timetable.

4.2.3.4 Emphasis on the importance of the M.EITI Report for EI companies

Many EI companies appear not to have a good understanding of the importance and advantages of the M.EITI Report and the requirements of the EITI Standard, nor the reasons for providing information to the Independent Administrator. In the initial payment data, over 500 companies did not submit information to M.EITI Secretariat for 2014. During the reconciliation process, some companies at first refused to provide any of the requested information. After KPMG explained the requirements of the EITI Standard, the importance of the M.EITI Report and the purpose of the reconciliation process, the number of such companies significantly decreased.

Out of the 236 companies selected for reconciliation:

- 7 companies did not initially (or subsequently) provide any payment or other data at all;
- 5 companies initially reported but did not provide subsequent information for reconciliation as requested in the additional templates;
- 23 companies did not provide additional contextual information although they did provide reconciliation data.

We made significant efforts also in these areas. Similar to the issue described in Section 4.2.3.3, the reconciliation process consequently involved substantially increased time and resources to resolve these issues.

4.2.3.5 Distinguishing payments related to extractive activities

Some amounts in the government reported payment data were higher than in the companies reported data due mainly to the following reasons:

- The government reported data included all companies holding exploration or production licences, even if the companies did not engage in any exploration or extraction activity in 2014; by contrast, these companies did not report to M.EITI.
- If a company was classified by the government as an EI entity (i.e. holding exploration or production licences), all receipts from this company were included in the government report, even if extracting activity was not the main business of the company. As such, receipts unrelated to EI activities could be included.
- Some government entities reported in MNT whereas the initial templates requested information to be reported in thousands of MNT.

The above three factors resulted in significant differences during the initial comparison between the company and government reported payment information. In order to reconcile the amounts, KPMG sent additional reconciliation templates to the selected companies and relevant government entities.

4.2.4 Limitations to the work done (REQ 5.3c)

For the 2014 M.EITI Report KPMG requested companies to provide copies of their 2014 annual financial statements and audit reports, and also limited assurance reports from the applicable companies' external auditors (under ISAE 3000) in order those external auditors confirm payment data reported to M.EITI and the additionally requested information.

KPMG did not receive ISAE 3000 attestation reports from any company. Two companies provided agreed upon procedures reports verifying amounts reported to M.EITI. Both annual audit reports and financial statements were provided by 143 companies out of the 236 included in the reconciliation. In Mongolia there is no legal requirement for companies to participate in the EITI process, nor to submit ISAE 3000 type attestation letter for the EITI purposes.

Please refer to Appendix 4 for details of responses received from companies.

During the Inception Workshop held on 7 July 2015, the MoF expressed constraints in its ability to thoroughly review the government entities' reports due to timing issues and those reports being submitted through the M.EITI E-Reporting system. However, the MoF state secretary provided a signature on total overall data by revenue stream without providing a specific attestation or representation.

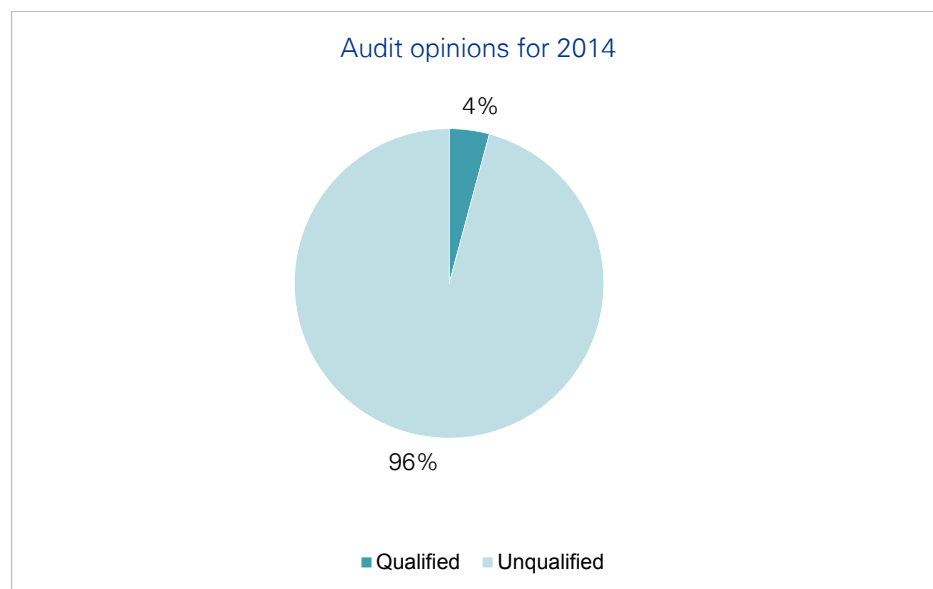
KPMG also asked for representation letters to be signed by the heads of each relevant government entity, including confirmation of the completeness and accuracy of the information presented within the additional information templates. Please refer to Appendix 5 for details of the responses received from the government entities. Further, KPMG asked the MoF to provide a representation letter confirming completeness and accuracy of data initially reported. The MoF replied it is not able to provide this letter because it does not have detailed oversight of each revenue stream in the reported data.

4.3 Accounting framework and external audit

KPMG asked companies in the sample for reconciliation to provide copies of their audited financial statements for 2014 together with the audit report. 143 companies out of 236 companies selected for reconciliation provided financial statements with associated audit reports.

6 out of the 143 responded companies presented qualified audit opinions on their financial statements, which means over 95% of companies sent unqualified audit opinions.

We examined and assessed the potential impact of those qualifications on the reconciliation process.



4.3.1 Public sources of companies audited financial statements, if applicable (REQ 5.3e)

Please see Appendix 12 containing references to those companies' web sites where we were able to identify that the audited financial statements are publicly available.

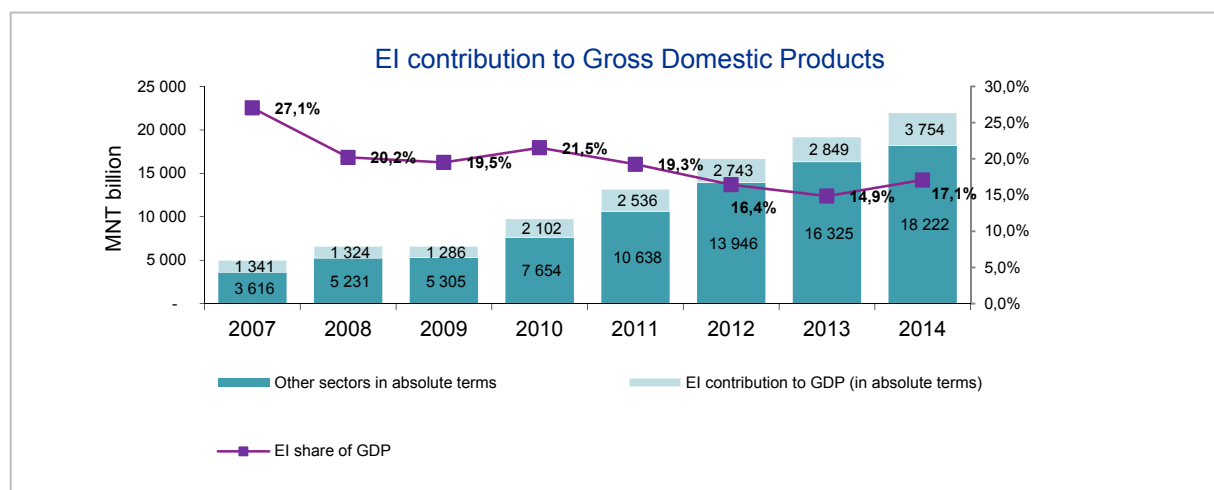
5 Extractive Industries in Mongolia

5.1 Overview of the Extractive Industry

5.1.1 Contribution of Extractive Industry to the Mongolian economy¹

5.1.1.1 Size of extractive industry (REQ 3.4a)

The extractive industry as a whole is a major element of the Mongolian economy, contributing 17.1% of GDP in 2014. Mongolia's annual real GDP growth rate slowed to 7.8% in 2014, compared to 11.6% real GDP growth in 2013. The EI sector remained the largest contributor to GDP, followed by the agriculture, wholesale and retail, and construction and real estate sectors. EI sector growth was 31.8 % in 2014, largely due to 2014 being the first full year of production and sales at the Oyu Tolgoi copper and gold mine.

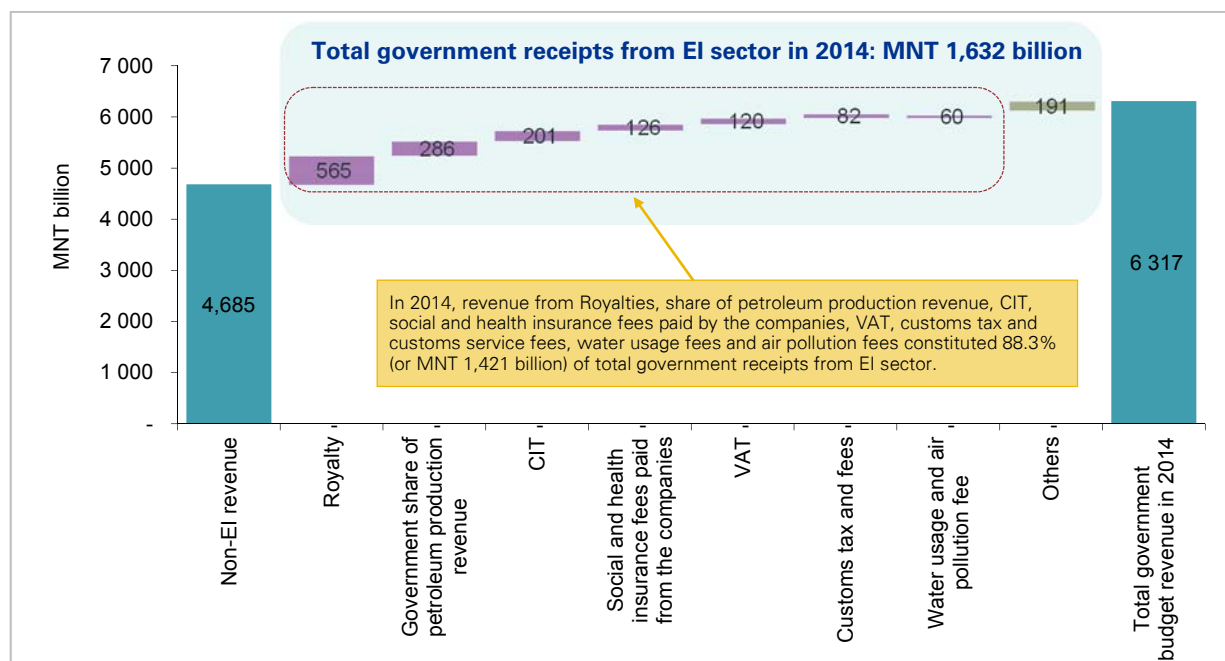


Source: Prepared based on the National Statistics Office's data

¹ Note: Contribution of EI to economy excludes ASM sector in Mongolia. Please refer to Section 5.1.4.5 for ASM sector overview.

5.1.1.2 EI revenue contribution in 2014 (REQ 3.4b)

Government receipts from the EI sector in 2014 totalled MNT 1,632 billion², contributing 25.8% of total government revenue in the year. Receipts from royalties and taxes (including CIT, VAT, customs tax and customs service fees) in 2014 amounted to MNT 565 billion and MNT 404 billion respectively. Royalties therefore accounted for the largest share of government receipts from the EI sector at 34.6%, with a further 24.7% of EI receipts being from CIT, VAT and customs taxes and customs service fees. Copper producers Erdenet Mining Corporation LLC and Oyu Tolgoi LLC were the largest generators of government revenue during 2014.

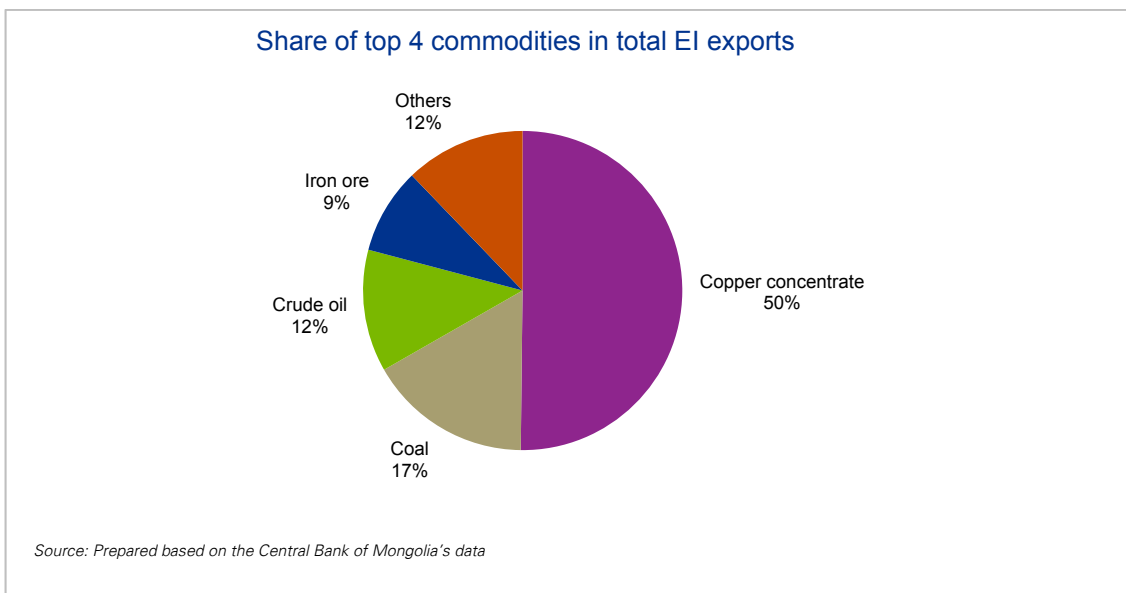
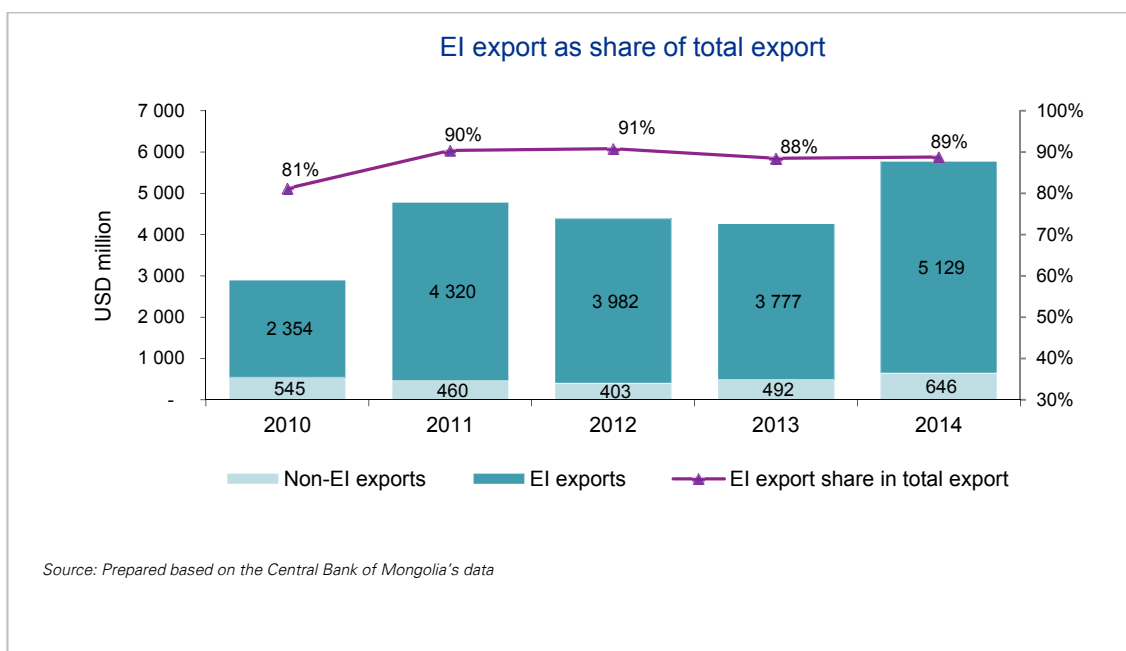


Source: Prepared based on the Ministry of Finance information, KPMG reconciliation and analysis

² Note: Mongolian government total revenue information presented here is publicly available at the website of MoF. Total government receipts and the split by revenue streams is based on the data from the reconciliation process described in 3 and 4 and presents adjusted government revenues after adjustments from the reconciliation. Note that some companies in the reconciliation process operate also in other sectors as well as EI.

5.1.1.3 EI exports (REQ 3.4c)

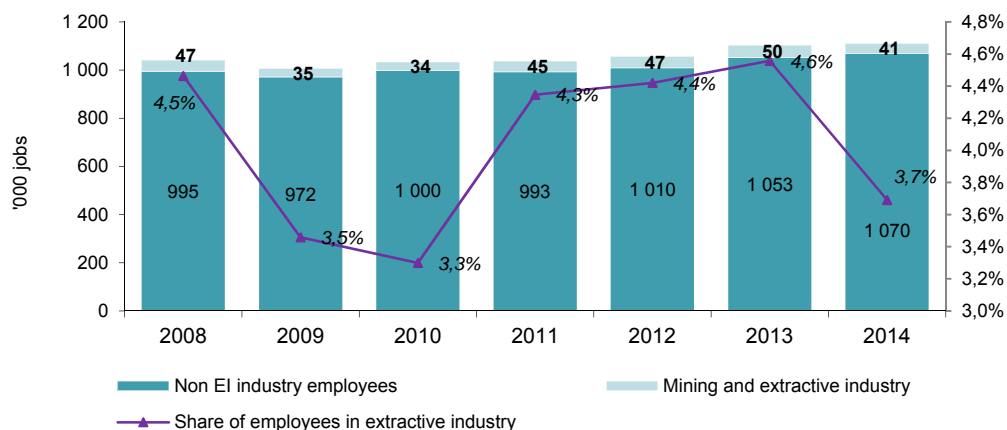
The total USD value of EI exports increased by 35.7% in 2014 compared to the previous year. The primary factor behind this was the commencement of exports by Oyu Tolgoi in mid-2013, making 2014 the first year in which Oyu Tolgoi recorded a full 12 months of sales. In 2014, combined exports of copper concentrate, coal, crude oil and iron ore and concentrate (in descending order) accounted for nearly 88% of total EI exports by monetary value. The share of EI as a percentage of total exports increased by 1 percentage point in 2014 compared to the previous year (USD 1,352 million).



5.1.1.4 Employment in the extractive industry (REQ 3.4d)

Excluding the artisanal and small-scale mining industry, a total of 41 thousand people were employed in EI in 2014, according to NSO data. Employment increased each year from 2010 to 2013, at a CAGR of 13.8%. However, although exports increased in 2014, the number of employees in the EI industry decreased by 18.4%, from 50.3 thousand to 41 thousand. This was due to a combination of factors, both political and economic, which led to a general reduction of investment in exploration and development by EI companies. EI sector employment in the total employed population decreased by 0.9 percentage points in 2014 compared to 2013, from 4.6% to 3.7% of jobs.

Employment in the extractive industry



Source: Prepared based on the National Statistics Office's data

Out of 236 companies that were included in our reconciliation and contextual information scope, 80 companies submitted detailed employee information. Please refer to Appendix 13 for company level employee details by nationality, employees in local soums and employment types. Employee numbers classified by mineral resources were reported as follows:

Employee numbers by mineral resources		
Minerals	Number of companies	Number of employees
Aluminum	1	6
Lead	1	260
Coal	27	7,493
Gold	22	3,105
Gold,silver	1	75
Iron	6	1,804
Copper and gold	1	5,825
Molybdenum	1	188
Copper and molybdenum	1	5,841
Fluorspar	5	411
Tungsten	2	280
Zinc	2	452
Others/Const.materal	10	1,234
Grand Total	80	26,974

Source: Employee data provided by the companies

5.1.2 Legal framework and fiscal regime

5.1.2.1 Description of fiscal regime, laws, reforms and regulations (REQ 3.2a,b)

In the Inception Workshop, MSG agreed on the laws to be described in the 2014 M.EITI Report and they are being described in this section. For the timeline of these laws, MSG confirmed to include regulations applicable until the end of 2014, regulations passed until 30 June 2015, and summaries of draft regulations deemed significant by M.EITI and likely to be passed in the near future.

The Minerals Law, 2006

The Parliament of Mongolia enacted the current Minerals Law in July 2006. It applies to each mineral type except for natural gas, petroleum, radioactive resources, water and widespread minerals. The law also provides the basis for the regulation of exploration, protecting the environment in relation to mining and all terms and processes associated with investing in Mongolian mineral resources. The law has eleven chapters that regulate the matters arising in connection with state regulation of the minerals sector, including: mineral exploration; production; conditions for maintaining eligibility to hold exploration or production licences; obligations of licence holders; transfer and mortgage of licences; termination of exploration and production licences; reporting requirements in relation to mineral resources; specifics of finance and accounting related to EI revenues; and resolution of disputes related to licences. The Minerals Law was amended every year from 2008 to 2015 and the most recent changes are outlined below.

The Amendments to the Minerals Law, 2015

The following provisions were added regarding the state ownership of “strategically important” mineral deposits in accordance with the 2015 Amendment to the Minerals Law:

- The state has the right to claim a shareholding in any company engaged in the exploitation of a mineral deposit which has been deemed to be “strategically important”. Should the state so choose, the shareholding may be replaced by a royalty fee. In order to confirm and document such arrangements, an agreement must be negotiated and signed between the state and the relevant company. The agreement would specify the percentage shareholding by the state or royalties to be paid, as well as other related matters.
- When the state participates jointly with a private legal entity in exploitation of a strategically important mineral deposit where the reserves were determined by state funded exploration work, the state shall have the right to a shareholding of up to 50%.
- When the reserve of the strategically important mineral deposit was determined without any stated funded exploration work, the state shall be able to own shares up to 34% of the investment made by a private legal entity in the respective mineral deposit.

Royalties

According to the Minerals Law, EI entities pay royalties to the GoM based on their product sales. The “deemed” sales prices for this purpose are determined as follows:

- If exported, the average mineral price of the month that the export takes place, or the average price of similar products in that month
- If consumed domestically, the local mineral price or price of similar minerals
- If the price cannot be determined from exports or domestic consumption, the EI entity’s reported selling price will be used.

For each product, a base royalty rate is set, plus potential “surcharge” rates to be added to the royalty under certain circumstances. The surcharges are designed to increase as the market price rises and to be reduced for products which have undergone processing. Examples of rates for the key resources mined in Mongolia can be seen in the table below.

Royalty and surcharge rates of major minerals								
Mineral	Unit	Note	Royalty rate	Royalty measure	Market price (USD / unit)	Surcharges in addition to royalty		
						Ore	Concentrate	Product
Copper	t		5.0%	of sales, shipped for sales or consumption value	0-5,000	0.0%	0.0%	0.0%
					5,000-6,000	22.0%	11.0%	1.0%
					6,000-7,000	24.0%	12.0%	2.0%
					7,000-8,000	26.0%	13.0%	3.0%
					8,000-9,000	28.0%	14.0%	4.0%
Gold	oz.	Gold sold to BoM or BoM approved bank	2.5%	of sales	+9,000	30.0%	15.0%	5.0%
					0-900	0.0%	0.0%	0.0%
					900-1,000	0.0%	0.0%	1.0%
					1,000-1,100	0.0%	0.0%	2.0%
					1,100-1,200	0.0%	0.0%	3.0%
Unprocessed coal	t	Internally consumed coal	2.5%	of sales, shipped for sales or consumption value	1,200-1,300	0.0%	0.0%	4.0%
					+1,300	0.0%	0.0%	5.0%
					0-25	0.0%	0.0%	0.0%
					25-50	1.0%	0.0%	0.0%
					50-75	2.0%	0.0%	0.0%
Enriched coal	t		5.0%	of sales, shipped for sales or consumption value	75-100	3.0%	0.0%	0.0%
					100-125	4.0%	0.0%	0.0%
					+125	5.0%	0.0%	0.0%
					0-100	0.0%	0.0%	0.0%
					100-130	0.0%	1.0%	0.0%
Finished products (coking coal, coke, natural gas, petroleum, coal-chemical products)	t		5.0%	of sales, shipped for sales or consumption value	130-160	0.0%	1.5%	0.0%
					160-190	0.0%	2.0%	0.0%
					190-210	0.0%	2.5%	0.0%
					+210	0.0%	3.0%	0.0%
					0-160	0.0%	0.0%	0.0%
Silver	oz.		5.0%	of sales, shipped for sales or consumption value	160-190	0.0%	0.0%	0.5%
					190-210	0.0%	0.0%	1.0%
					210-240	0.0%	0.0%	1.5%
					240-270	0.0%	0.0%	2.0%
					+270	0.0%	0.0%	2.5%
					0-25	0.0%	0.0%	0.0%
					25-30	0.0%	0.0%	1.0%
					30-35	0.0%	0.0%	2.0%
					35-40	0.0%	0.0%	3.0%
					40-45	0.0%	0.0%	4.0%
					+45	0.0%	0.0%	5.0%

Source: the Minerals Law of Mongolia and Its Amendments

The Petroleum Law, 2014

In July 2014, the Parliament of Mongolia approved a revised version to the Petroleum Law, partly with the intention of attracting foreign investment to the country whilst also replacing the 1991 Petroleum Law. The new law provides a number of incentives to petroleum explorers, but does not affect the terms of contracts previously signed. The Petroleum Law distinguishes between two main categories of petroleum products: petroleum including crude oil, natural gas, and refined petroleum; and unconventional petroleum including oil sands and oil shale.

The major changes introduced by the Amendments were made by identifying the main petroleum related activities, namely search, exploration, and extraction. Licences need to be obtained in order to undertake exploration or extraction activities. Search activities as well as storage and transportation of petroleum are subject to the issuance of permissions or approvals from the relevant authorities. Such permissions now involve an approval process from PAM under the amended law. All the above activities were subject to licensing under the previous law.

New petroleum exploration licences are valid for eight years, with the option of two 2-year extensions. The petroleum extraction period is 25 years and can be extended twice for five years each. The “unconventional” petroleum exploration period (for more information on unconventional petroleum, please see Section 5.2.2.1.) is 10 years and can be extended once for a maximum extension of 5 years.

The Petroleum Law states that a EI entity must submit a request to perform search and sign a search agreement with PAM. After the search is complete, a search performance report must be submitted to PAM before moving into PSA contracting stage. For information about search agreements and PSA contracting procedures, please see Section 5.2.2.

MoM is responsible for issuing an exploration licence to a legal entity that has entered into a PSA with PAM. In addition, an exploration licence can be issued to a company that has won a bid for a reserve even if PAM and the company conducting the search have not been able to conclude a PSA. A company's application to MoM for an exploration licence must include supporting documents, such as a copy of the PSA; an environmental impact assessment report; an annual work plan; and evidence that an environmental bond has been deposited in an escrow account at a Mongolian commercial bank.

As stated in the Petroleum Law, if contractors begin commercial production of petroleum, they may recover their petroleum operation costs. Exploration, development, operation, and dismantling costs are fully eligible for recovery under an annual limit of up to 40% of the production-value after deducting petroleum from which the royalty shall be paid, depending on the actual PSA contract.

According to Article 32 of the Petroleum Law, once the term of a PSA ends, the contractor shall not be granted the portion of cost recoverable expenses and it shall remain unrecovered. The state shall not pay any interest on the contractor's accumulated expenses for cost recovery.

The legal conditions to practice petroleum extraction were first established when the Petroleum Law of Mongolia was first enacted in 1991, and thereafter in 1993 the first PSA was signed.

The Petroleum Law of 1991 consisted of just 3 chapters and 15 articles. However, the Amended Petroleum Law of 2014 adopted additional rules and some key provisions of the PSA template. The PSA template was approved by Government Resolution No.104 dated 16 March 2015 for petroleum exploration and production.

For amendments relating to confidentiality conditions in PSA templates, please refer to Section 5.5.2.1.

The Petroleum Products Law, 2005

In July 2005 the Parliament of Mongolia enacted the Petroleum Products Law, designed to define sub-classifications of activities in relation to petroleum products. These activities are given as import; production; trade; transportation; and storage. Petroleum products are defined as “all types of fuel products, special liquids, combustible gas, lubricating materials, bitumen, black oil and other products that are produced through the refining of petroleum and other chemical compounds”.

The import, production, and trade of petroleum products require a licence. Transportation and storage activities do not require licensing, but must be performed in compliance with the Petroleum Products Law and relevant rules and regulations issued by PAM.

On 7 February 2013, the Petroleum Products Law was amended to require an additional licence for the retail sale of petroleum products, which had previously been an unlicensed activity.

The Draft Law on Transparency in the Extractive Industries, 2014

The draft Law on Transparency in the Extractive Industries was presented to the Parliament on 13 October 2014. The draft consists of 4 chapters and 17 articles. As stated in the concept report approved by MoM, MoF, and Ministry of Justice, the following summarised regulations are stipulated in the draft:

- The first chapter states the purpose and scope of the draft, policies to implement transparency in EI, and descriptions of legal terminologies. According to this chapter, the purpose of the law is to regulate matters in connection with the implementation of transparency in EI.
- The second chapter states the management, structure and authority of the organisation responsible for implementing transparency in EI; and the rights and responsibilities of entities involved in the presentation of the EI transparency report.
- The third chapter contains comprehensive regulations regarding the matters related to the EI transparency report. The matters can be divided into four categories, which are:
 - transparency reporting by legal entities holding exploration and production licences and government entities;
 - the integration of the EI transparency report produced by a legal entity selected by the National Council based on the reports submitted by the special licence holders and government entities;
 - the scope of information to be included in the integrated report and time frame of the report preparation; and
 - the reconciliation of discrepancies between the reports issued by all the parties involved.
- The fourth chapter focuses on the funding of the organisation responsible for implementing transparency in EI, the sanctions for violation of the legislation, and the arrangements for enacting the law.

The draft has passed the Parliament’s Economic Standing Committee and is now awaiting full parliamentary debate.

The Licensing Law, 2001

In February 2001, the Parliament of Mongolia passed the Licensing Law with the objective to regulate activities with respect to issuing, suspending and revoking licences to conduct certain business activities that require specific conditions and expertise and that may negatively affect public interest, human health, environment and/or national security. Particular focus was given to defining and regulating the process of applying for mineral exploration and production licences.

Each exploration licence and production licence must be approved by the governor of the aimag where the licencing area is located, in addition to receiving approval from MRAM. The law defines the roles and responsibilities of local governments and state inspection offices in geology and mining for monitoring compliance by licence holders.

An exploration or production licence can be granted only to a limited liability company or joint stock company established under the laws of Mongolia. No individual Mongolian or foreign citizen is permitted to be the registered holder of a mineral licence.

On 1 July 2014, the Licensing Law was amended so that conventional and unconventional petroleum exploration and production were added to the list of business activities which require a licence.

The Law on Water Pollution Fees, 2012

As stated by “Hogan Lovells (Mongolia) LLP”, to implement the “polluter pays” principle in terms of water resources, the Law on Water Pollution Fees introduced fees payable by entities that pollute water resources and sets out the maximum and minimum amount of water pollution fees per polluting substance type.

Under the Law on Water Pollution Fees, The State Administrative Organisation in charge of water issues or basin administration should submit information regarding a water polluter to the relevant tax office within one month after the issuance of permission and the tax office should register the payer based on the information.

According to the legislation, the following waste water is subject to water pollution fees:

- Waste water that is directly released into the environment within the permissible limits in accordance with the waste water standard requirements; and
- Waste water that is released into a sewerage system in accordance with the standard for the permissible maximum content of polluting substances.

Procedures and estimation methods to determine the content of polluting substances in waste water based on the volume of waste water and content of polluting substances should be approved by the State Administrative Central Organisation in charge of nature and the environment, together with the State Administrative Central Organisation in charge of finance.

The Law on Prohibiting Mineral Exploration and Production Near Water Sources, Protected Areas and Forests, 2009

The Law On Prohibiting Mineral Exploration and Production Near Water Sources, Protected Areas and Forests, which is commonly referred to as the “Long Name Law” was enacted on 16 July 2009. This law prohibits mineral exploration and production activities near water sources, protected areas, and forests and regulates matters with regard to rehabilitation works for mining areas. The prohibition doesn’t apply to mineral deposits with strategic importance. GoM determines the water sources, forests, and protected areas and no licence can be issued within the restricted areas. A number of exploration and production licences were revoked under this law. The Law on Rule for Compliance of the Long Name Law was enacted together with the Long Name Law to implement the Long Name Law.

The Amendment to the Law on Rule for the Compliance of the Law on Prohibiting Mineral Exploration and Production Near Water Sources, Protected Areas and Forests, 2015

According to Article 4.6 of the Long Name Law, GoM has an obligation to compensate the licence holders for revoking their licences. As summarised by “GTS Advocates LLP”, for the purpose of reducing the expenses of GoM on implementation of the Long Name Law and to allow safe mining

operations in the restricted areas, an Amendment to the Law on Rule for Compliance of the Long Name Law sets forth further regulations below.

- If a licence holder who obtained a licence within a restricted area under the Long Name Law before 16 July 2009 wishes to continue its operations, it must apply to MRAM within three months from the date on which the Amendment to the Long Name Law came into effect.
- The licence holder should enter into an agreement with MEGDT, MRAM, and the governor of the respective aimag. The GoM shall approve the template to be followed for this type of agreement, and the agreement will be inspected by the PIA.
- If an affected licence holder does not apply to MRAM or conclude an agreement within the stipulated timeframe, its licence will be revoked and no further exploration or production licences will be issued in that area to any party in the future.
- Article 3 of the Amendment to the Long Name Law provides that GoM has to approve guidance for regulating the following issues:
 - revoking licences issued within the headwater areas;
 - taking relevant measures with respect to the licensed areas on which mining operations have been commenced within ordinary protected zones for water reserves (200 meters from riverbanks); and
 - implementing environmental rehabilitation.
- Once signed and issued, the agreements and guidance mentioned above constitute regulations that require the licence holders to provide 100 percent guarantees in advance for the environmental rehabilitation of the area. Accordingly, they will also serve as grounds for the obligations and authority of the PIA in respect of environmental protection.
- A production licence holder which has obtained a production licence within forested land is required to comply with the provisions of the Law on Forests, and if the areas of the exploration licence overlap with the protected areas of ordinary protected zones for water reservoirs or forest land, the relevant issues will be subject to the Law on Forests and the Law on Water.
- If a production licence holder does not perform environmental rehabilitation on the mining site, the payment for environmental rehabilitation will be reimbursed by the respective licence holder subject to its income earned during the period of mining operations.

The Law on the Prevention of Conflict of Interest and the Regulation of Public and Private Interests in the Public Services, 2012

The purpose of this law is to prevent conflicts of interest arising between the official duties and private interests of those in public service roles, and to regulate and monitor conflicts of interest in order to ensure that public service activities accord with the public interest and that transparency and credibility in public services is maintained.

This law defines the basis of prohibitions, restrictions and ethical standards for the activities of public officials. It also regulates conflict of interest prevention measures, conflict of interest declarations and verification procedures over conflict of interest declarations, and establishes sanctions for breaches of this law.

According to this law, public officials have an obligation to report cases where the value of a one-off gift or service received from persons other than their family members or relatives exceeds the equivalent of their monthly salary or where the value of gifts or services received from a single source in the course of one year exceeds the equivalent of three months' salary. The report should be made within 30 days, in written form, to a corresponding official.

The Amendments to Article 60 of the Budget Law, 2015

For amendments related to Article 60 of the Budget Law, please refer to Section 5.3.3.

The Audit Law, 2015

The Audit Law of Mongolia was revised on 19 June 2015 and the amended law will be effective from 1 January 2016. One of the main changes in the revised law concerns entities for which an audit of their financial statements is mandatory. In the revised law, the list of legal entities which should have their financial statements audited is substantially different than the current (pre-revision) law. The major differences in entities whose financial statements should be audited are as follows:

Under the current law:

- Listed companies
- Entities requesting to register on a stock exchange
- Entities with assets worth more than MNT 50 million
- Savings and credit unions
- Banking and financial institutions and insurance companies
- Securities companies with brokerage and dealer services and investment funds
- Political parties
- Other comparable entities which are similar in nature with the above-listed entities

Under the revised law:

- Entities applying International Financial Reporting Standards ("IFRS")
- Entities which present integrated financial statements
- Foreign invested entities
- Other entities which should have audited their financial statements according to an international treaty to which Mongolia is party

As stated in Article 4.2 of a new Accounting Law of Mongolia (2015), effective from 1 January 2016, the following entities should apply IFRS:

- Companies listed on domestic and foreign stock markets;
- Companies requesting to be listed on domestic and foreign stock markets;
- Entities holding licences in banking, financial services and activities other than banking, economic services, mineral resources exploration and production works, and production of petroleum products;
- State – owned, local government - owned entities and other entities in which those state – owned or local government – owned entities have shares;
- Political parties and non-government agencies having established an agreement with GoM and implementing government proposals stated in Article 19 of the Law on the Government of Mongolia; and
- Special purpose companies in affiliation with commercial banks and entities providing investment funding services.

As stipulated in the revised Accounting Law (2015), the following entities and individuals should apply IFRS for Small and Medium Size Entities (SMEs), therefore they are not subject to external auditing:

- Entities and individuals conducting business in manufacturing and with less than 199 workers and annual sales of less than MNT 1.5 billion;

- Entities and individuals conducting wholesale business and with less than 149 workers and annual sales of less than MNT 1.5 billion;
- Entities and individuals conducting retail business and with less than 199 workers and annual sales of less than MNT 1.5 billion;
- Entities and individuals carrying out service and with less than 49 workers and annual sales of less than MNT 1 billion; and
- Small and medium size manufacturing enterprises with less than 19 workers and annual sales of less than MNT 250 million, or small and medium size enterprises in commerce and service sectors with less than 9 workers and annual sales of less than MNT 250 million.

Under the current Audit Law, which will be ineffective from 1 January 2016, entities with assets worth more than MNT 50 million are required to have their financial statements audited. Starting from 1 January 2016, however, many SMEs can meet the criteria to apply IFRS for SMEs and they will not need to have their financial statements audited. Further key changes in the revised audit law concern, amongst others, an increase in the period of mandatory auditor rotation, the composition of audit firms, the ownership of audit firms and regulation of audit licences and related qualifications.

The General Tax Law, 2008

The purpose of the General Tax Law of Mongolia is to establish legal grounds for the introduction, establishment, imposition, reporting, payment, control and collection of taxes in Mongolia; to define the rights, duties and liabilities of taxpayers and the tax authorities; and to regulate the relationships between them.

Oil royalties as well as conventional and unconventional petroleum exploration and production licence fees were newly classified as state taxes. State taxes are tax rates established by the Government and Parliament and commonly enforced across the territory of Mongolia.

The Investment Law, 2013

The Investment Law of Mongolia was enacted by the Parliament on 3 October 2013, effective from 1 November of the same year. The Investment Law replaced the previously existing Foreign Investment Law of Mongolia enacted in 1993 and the Strategic Entities Foreign Investment Law of 2012.

The Strategic Entities Foreign Investment Law of 2012 had applied mainly to the strategic sectors of minerals, banking and finance, and media and telecommunications. Foreign investors and their affiliates were required to get approval from GoM by submitting an application to the Ministry of Economic Development within 30 days of entering into transactions to invest in the strategic sectors. Additional requirements were imposed regarding legal entities with foreign state ownership, whereby the approval of Parliament was required for them to operate and invest in any economic sector. This 2012 law was widely regarded by investors as anti-foreign investment.

The purpose of the Investment Law of 2013 was to establish the legal rights and obligations for investors (legal entities and individuals) in Mongolia, stabilise the tax environment, provide incentives to encourage investment, and to establish the powers and responsibilities of the state administrative agency that will regulate investment. A new factor in the Investment Law of 2013 related to defining residence of individual investors. The distinguishing factor between a foreign individual investor and a domestic individual investor in the 2013 Investment Law is not the nationality of the individual investor but rather the residence of the individual investor. Consequently, if a foreign investor permanently resides in Mongolia, the investor should be treated as a domestic investor and a Mongolian investor permanently living outside the country should be treated as a foreign investor.

GoM Resolution on Determining Employment Quota of Foreign Workers and Experts, 2013

Each year, GoM passes a Resolution which specifies the quota for foreign workers and experts working in Mongolia. This Resolution contains an appendix which lists the quota for foreign workers and experts allowed to work in Mongolia shown as percentages of the total number of employees in different sectors. If a sector is not covered in the appendix, the Resolution states that the quota shall be 5% of the total number of employees hired by the employer.

The GoM Resolution No.421 dated 21 December 2013 was passed to specify the quota for the foreign workers and experts allowed to work in Mongolia for the year 2014. The appendix of this Resolution contains the quota percentages. According to this appendix, the quota of foreign workers and experts in the extractive industry shown as a percentage of total employees was determined as follows:

Quota (% of total employees)			
EI activity	Capital stock (MNT million)		
	Up to 50		51 and over
	Up to 50 employees	Over 50 employees	Any number of employees
Oil and gas exploration and production	60%	70%	75%
Other EI activities	20%	25%	25%

For 2014, the quota of foreign workers and experts working in oil and gas exploration and production activities was 60, 70 or 75 percent of total employees depending on the size of the capital stock and the number of total employees for that hiring entity. For other EI activities, the 2014 quota was 20 or 25 percent of total employees based on the capital stock amount and the number of total employees.

The Draft Law on Future Heritage Fund

For the draft Law on Future Heritage Fund, please refer to Section 5.3.4.3.

5.1.2.2 Main laws governing EI in Mongolia

In the Inception Workshop, MSG agreed that a list of key laws applying to the oil, gas and mining sectors would be provided. The list of key laws and key amendments is set out as follows:

- The Minerals Law, 2006;
- The Amendments to the Minerals Law, 2015;
- The Petroleum Law, 2014;
- The Petroleum Products Law, 2005;
- The Draft Law on Transparency in the Extractive Industry, 2014;
- The Licensing Law, 2001;
- The Law on Water Pollution Fee, 2012;
- The Law on Prohibiting Mineral Exploration and Production Near Water Sources, Protected Areas and Forests, 2009;
- The Amendment to the Law on Rule for the Compliance of the Law on Prohibiting Mineral Exploration and Production Near Water Sources, Protected Areas and Forests, 2015;
- The Law on the Prevention of Conflict of Interest and the Regulation of Public and Private Interests in the Public Services, 2012;
- The Audit Law, 1997, 2015;

- The Accounting Law, 2001, 2015;
- The General Tax Law, 2008;
- The Investment Law, 2013;
- The Law on Economic Entity and Organisation Income Tax, 2006;
- The Law on Air Pollution Payments, 2010;
- The Law on Environmental Protection, 1995;
- The Law on Environmental Impact Assessment, 2012;
- The Law on Natural Resource Use Fee, 2012;
- The Law on Customs Tariff and Customs Duty, 2008;
- The Law on Exemption Of Customs Duty, 2008;
- The Law on Exemption Of Customs Duty and Value Added Tax, 2012;
- The Underground Resource Law, 1988;
- The Land Law, 2002;
- The Law on Land Fees, 1997;
- The Law on Value Added Tax, 2006, 2015;
- The Law on Forest, 2012;
- The Immovable Property Taxation Law, 2000; and
- The Law on Nuclear Energy, 2009.

5.1.3 Government institutions related to EI

5.1.3.1 Description of government institutions

The extractive industries are regulated industries with oversight performed by a variety of government institutions in different capacities. In addition, EI companies have to make various payments to different government bodies for their permission to operate in the extractive industry and to earn revenues. For reconciliation purposes, government bodies receiving material payments from extractive industry companies were selected to participate in the reconciliation in accordance with a decision of the M.EITI National Council. The names of government bodies with the most involvement in the extractive industries along with their descriptions are provided below.

Ministry of Mining (MoM)

The responsibilities of the Ministry of Mining involve working with GoM to create clear mining policies that make best use of Mongolia's mineral resources pool in order to have an internationally competitive and stable domestic fiscal regime for mining. For example, considering China's economic slowdown and its impact on Mongolia's commodities exports, the Ministry of Mining would advise on appropriate domestic policy responses and management of current minerals exports with a view to prolonged benefits.

Mineral Resources Authority of Mongolia (MRAM)

MRAM is a government agency which operates under the Ministry of Mining and it is responsible for the processing of licence applications and issuance of exploration and production licences. Aside from issuing exploration and mining permits, MRAM's other responsibilities are to support the government administration in formulating development policies by providing the necessary information and creating a favourable environment in which to implement policy guidelines to increase investment in the sector. MRAM regulates the mining sector and grants licences on a first come, first served basis in exchange for royalties and taxes.

Petroleum Authority of Mongolia (PAM)

PAM is one of the two primary regulators for the petroleum sector, with the other regulator being the Ministry of Mining. As per the Law on Petroleum of Mongolia, the central state administrative body in charge for petroleum (or MoM) is responsible for drafting government policy for developing the petroleum sector; the primary function of PAM is to ensure the implementation of petroleum legislation and decisions of the Cabinet and Ministry of Mining.

As the primary regulator in the petroleum sector, PAM is also responsible for matters such as concluding PSAs (as authorised by the government), approval of annual plans, and the supervision of fee payments.

Nuclear Energy Commission

In 2014, the Nuclear Energy Agency was closed and the roles and responsibilities were transferred to the Nuclear Energy Commission. The establishment of the Nuclear Energy Commission of Mongolia dates back to 1962 and its main activities include the implementation of state policy on the exploitation of radioactive minerals and nuclear energy; granting and suspension of licences pertaining to nuclear facilities, material and radioactive minerals; coordinating the activities of scientific research on the nuclear energy sector of Mongolia; and providing regulatory reviews and assessments to ensure nuclear and radiation safety.

In March 2015, the new structure and functions of the Nuclear Energy Commission were approved and accordingly, the number of Nuclear Energy Commission staff was limited to 33 personnel and the Prime Minister of Mongolia was appointed as a chairperson of the Commission.

Ministry of Environment, Green Development and Tourism (MEGDT)

The primary functions of MEGDT are to organise the implementation of national policy and legislation on environmental protection and the proper use and rehabilitation of natural resources, and to ensure environmental balance. In addition, MEGDT is also responsible for making decisions and approving rules and policies to be followed by local administrative bodies and capital city administrations in respect of specific issues relating to environmental protection. MEGDT is further discussed in the Rehabilitation Information section below.

Ministry of Labour

The main function of the Ministry of Labour is to develop employment policies and implement the policies to promote employment, facilitate decent working conditions, and develop human resources through the improvement of professional skills.

The Ministry of Labour is also responsible for labour engagement and poverty reduction, the improvement of working conditions and living cost issues, foreign nationals' employment within the territory of Mongolia, and the export of labour. Its mission is to create equal opportunities in the labour market and favourable conditions of work.

Mongolian Taxation Authority (MTA)

According to the General Taxation Law of Mongolia, the National Taxation Administration comprises the state administrative body (MTA) which is in charge of tax agencies and tax offices of Ulaanbaatar, the aimags, and city districts; and tax units of soum and state tax inspectors. The MTA operates under the supervision of the government body in charge of finance (MoF). The main functions of MTA are to ensure implementation of tax legislation; provide taxpayers with information and advice; organise trainings; and to collect taxes for the state and local budgets.

Mongolian Customs Office (CO)

The Mongolian Customs is presided over by a Customs Central Body (Mongolian Customs Office) which is in charge of its affiliated custom houses and custom offices. CO is a state administrative authority responsible for implementing customs legislation nationwide and it operates under the supervision of MoF.

The main functions of CO are to implement the customs legislation on a national level and ensure compliance; to determine customs control strategies; to regulate the activities of custom houses and customs branches; and to formulate and implement the Customs Development Programme.

Social Insurance General Office (SIGO)

The social insurance authorities consist of the Social Insurance General Office (SIGO) and local branches and units (inspectors and representatives). According to the Law of Mongolia on Social Insurance, SIGO shall function under the authority of the government body in charge of social insurance issues, and local authorities shall function under the authority of the relevant local governors and higher level social insurance authorities.

The purpose of SIGO is to administer pensions, health benefits, industrial accident compensation and unemployment insurance. Some of the activities include expanding the coverage of social insurance and implementing the collection for and expenditures from the social insurance fund. SIGO also has an obligation to inform the public about social insurance activities and social security policies implemented by GoM.

State Property Committee (SPC)

The State Property Committee is the owner of 83 companies and entities, which are owned or majority-owned by the Mongolian state. The committee is responsible for transparency in the operations of state owned companies and transparency of privatization.

The SPC comprises an administrative office; state property management and representative office; restructuring and privatization office; and state property registration, utilization and monitoring office.

National Security Council

The National Security Council's main activities are to coordinate the elaboration and implementation of state policy on Mongolia's national security. Activities of the National Security Council are primarily regulated by the Constitution of Mongolia and the Law on National Security. The National Security Council is the highest state consultative body coordinating development and implementation of national security policy in Mongolia.

The National Security Council's activities are based on the National Security Concept which aims for favorable external and internal conditions for securing and protecting the national interests of Mongolia. In response to changing conditions and situations of national security in Mongolia, the previous national security concept which has been adopted in 1994, was renewed and adopted by the Parliament on 25 July 2010.

(Please refer to website <http://www.nsc.gov.mn/> for details of activities of the National Security Council).

Mongolian National Audit Office (MNAO)

In January 2003, the Law of Mongolia on State Audit (LMSA) was enacted. It provided the legal basis for the MNAO as well as audit offices of the aimags and the capital city. In summary, this law regularizes the government auditing authority's responsibility for auditing state revenue, expenditures, and corporate activities. MNAO is responsible for the regulation of the audit process and methods, and implementation of audit policy, planning, quality control and assurance.

MNAO is comprised of five departments, namely the development division; compliance audit office; performance audit office; financial audit office; and supporting services division. It has two implementation units, the State audit office and aimag audit office.

5.1.3.2 Rate of government publications (REQ 3.8c)

In accordance with the Law on Information Transparency and Right to Receive Information of Mongolia enacted in June 2011, all government agencies and legal entities with state involvement should make information regarding their operations, human resources, budgets and financial documents, and procurement of goods and services available on their website and update them continuously.

To encourage budget and financial transparency, the Parliament of Mongolia adopted the Law on Glass Accounts ("Glass Accounts Law") to encourage the efficient and proper use of state and local government funds, the transparency of decisions and actions concerning budget management, and public overview of the same. The law was effective from 1 January 2015.

Under this law, government agencies and legal entities with state involvement are required to make information on budgets and financial matters, including the utilisation of financing and other government indebtedness, available to the public. The Glass Accounts Law describes that the Ministry of Finance shall maintain a central "glass accounts" website (<http://www.shilendans.gov.mn>) and all other entities

subject to this law should provide additional information on their individual websites through a dedicated section on accounts and financial information.

Ministry of Mining

The bulletin of the *Transparency in Mining Industry* press conference, which is held every month, is published on the MoM's website (<http://www.mm.gov.mn/news/lists/2>). The Ministry of Mining also reports on a monthly basis the market price of mining products for export for the previous month (<http://www.mm.gov.mn/prices/view/55>).

MRAM

In order to improve transparency in the mining sector MRAM publishes *MRAM Information Circular* every six months. The circular gives information on the country's economy and provides forecasts of future development trends:

(<http://www.mram.gov.mn/images/stories/mram/MRAM%202014%20first%20half%20MN.pdf>).

PAM

PAM updates transparency related information on its official website at regular intervals. (<http://www.pam.gov.mn/page/2622.shtml?sel=4830>).

MTA

The Mongolian Tax Authority publishes reports on a quarterly basis: *Budgeted Financial Statements of the MTA* and *Integrated Financial Position System Report*. The *MTA Budget* is also reported annually (<http://www.mta.mn/pages/164>).

MoF

The state budget and its realisation is reported on the official website of MoF regularly. Furthermore, MoF should publish the state budget twice annually and on a quarterly basis should publish a report on the use of debt and aid, in particular any debt raised by way of issuing government securities, in accordance with the Glass Accounts Law (<http://www.shilendans.gov.mn>).

CO

CO reports customs income budget performance and distribution of expenditure on a monthly basis (<http://customs.gov.mn>).

5.1.4 Minerals overview (REQ 3.3)

Mongolia has rich resources of coal, copper, iron ore, gold and silver. Between 2009 and 2014, Mongolian GDP increased at a CAGR of 21.3%, which was mostly attributable to EI developments. In particular, the first phase of investment in the Oyu Tolgoi mine amounted to USD 6.2 billion between 2009 and 2013. The significance of EI to the Mongolian economy can be inferred from EI policy changes in 2011, which created disputes over the Oyu Tolgoi mine operations and development.

Mongolia mainly exports coal, copper and other minerals to China via railway, while a small amount is exported to Japan, Korea, Russia, the United Kingdom and Australia. Mongolia's existing railway network is limited to a single connection each with Russia and China. Mongolia's vast land and sparse population make infrastructure solutions difficult. However, GoM has approved Resolutions to expand the Mongolian railway in order to increase export capacity.

As of 31 December 2014, 1,557 companies held licences to perform exploration and production activities on 57 types of minerals at over 2,736 sites. During 2014, 497 of those companies performed exploration activities at 806 sites at a cost of MNT 140,767 million, while 166 companies holding 206 production licences produced minerals valued at MNT 5,423,192 million³ and generated sales of MNT 7,210,813 million⁴.

Due to a lack of official statistics on occasional small-scale and irregular mining activities, this report addresses the ASM sector separately from the main extractive industry overview section of Mongolia.

5.1.4.1 Number of licences and their holders

Depending on the phase of their development, mining entities are required to hold exploration or production licences to operate in Mongolia. At the end of 2014, 1,557 companies held a total of 2,736 exploration and production licences. Please refer to Appendix 14 for details.

Total number of licences by types					
Type	2013	2014	Added	Removed	Net change
Exploration	1,724	1,345	56	435	(379)
Production	1,300	1,391	115	24	91
Total	3,024	2,736	171	459	(288)

Source: the Mineral Resources Authority of Mongolia

The number of licences decreased by 288 from 3,024 as of 31 December 2013 to 2,736 as of 31 December 2014. From YE13 to YE14, 115 exploration licences were converted into production licences as the exploration licence holders decided to move into production phase, while 459 licences were returned to MRAM due to licence period expiration and/or commercial viability issues. Lesser common reasons for returning licences included insufficient funding for further development and/or missed payments.

³ The Mineral Resources Authority of Mongolia

⁴ The Mineral Resources Authority of Mongolia

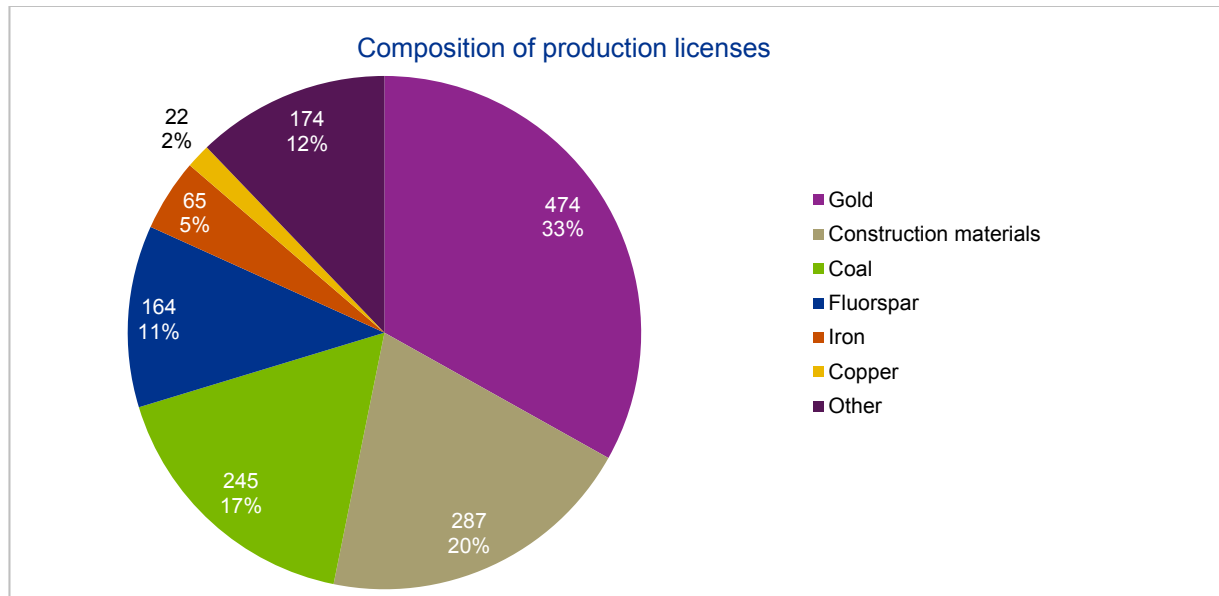
Umnugovi, Dornogovi, Gobi-Altai, Dundgobi, Bayankhongor, Khovd, Dornod, Sukhbaatar, Bayan-Ulgii and Tuv aimags contain the largest licensed areas, amounting 81.6% of the total area licensed nationally. The following table shows the geographical locations of the mineral licences as of 31 December 2014.

Mineral licences by geographical regions							
	Licence counts			Area (ha)			Area %
	Exploration	Production	Total	Exploration	Production	Total	
Arkhangai	16	22	38	35,908	12,722	48,630	0.4%
Arkhangai, Bulgan	2	-	2	37,148	-	37,148	0.3%
Arkhangai, Uvurkhangai	-	5	5	-	3,997	3,997	0.0%
Bayankhongor	81	71	152	560,339	53,643	613,982	5.6%
Bayankhongor, Zavkhan	1	-	1	2,368	-	2,368	0.0%
Bayan-Ulgii	46	25	71	341,798	9,081	350,879	3.2%
Bulgan	31	37	68	239,566	8,731	248,297	2.3%
Bulgan, Orkhon	3	1	4	195,820	54	195,874	1.8%
Bulgan, Selenge	-	3	3	-	2,682	2,682	0.0%
Bulgan, Tuv	2	13	15	7,209	6,383	13,592	0.1%
Darkhan-Uul	16	57	73	4,940	7,755	12,695	0.1%
Darkhan-Uul, Selenge	4	7	11	13,755	504	14,259	0.1%
Dornod	77	58	135	452,710	41,128	493,838	4.5%
Dornod, Khentii	1	-	1	1,221	-	1,221	0.0%
Dornod, Sukhbaatar	3	-	3	59,793	-	59,793	0.5%
Dornogobi	173	143	316	1,157,729	100,405	1,258,135	11.4%
Dornogobi, Dundgobi	2	-	2	42,007	-	42,007	0.4%
Dornogobi, Khentii	2	2	4	216	115	331	0.0%
Dornogobi, Sukhbaatar	3	-	3	36,909	-	36,909	0.3%
Dornogobi, Umnugobi	4	-	4	64,278	-	64,278	0.6%
Dundgobi	91	68	159	629,035	68,253	697,289	6.3%
Dundgobi, Tuv	4	-	4	19,874	-	19,874	0.2%
Dundgobi, Umnugobi	1	-	1	34,476	-	34,476	0.3%
Dundgobi, Uvurkhangai	1	-	1	47,672	-	47,672	0.4%
Gobi-Altai	100	27	127	1,144,859	25,443	1,170,301	10.6%
Gobi-Altai, Khovd	1	-	1	15,380	-	15,380	0.1%
Gobisumber	8	4	12	89,095	4,380	93,475	0.8%
Gobisumber, Dornogobi	2	-	2	9,625	-	9,625	0.1%
Gobisumber, Dundgobi	-	2	2	-	505	505	0.0%
Gobisumber, Tuv	1	1	2	6,883	524	7,406	0.1%
Khentii	65	98	163	127,378	32,481	159,859	1.5%
Khovd	53	19	72	533,771	5,067	538,838	4.9%
Khuvsgul	26	18	44	164,383	7,629	172,012	1.6%
Orkhon	2	6	8	37	2,704	2,741	0.0%
Selenge	58	105	163	106,935	24,132	131,067	1.2%
Selenge, Tuv	2	3	5	5,284	5,030	10,314	0.1%
Sukhbaatar	67	56	123	422,258	43,703	465,961	4.2%
Sukhbaatar, Khentii	2	-	2	7,386	-	7,386	0.1%
Tuv	115	231	346	215,685	102,877	318,563	2.9%
Tuv, Ulaanbaatar	5	14	19	633	5,461	6,094	0.1%
Ulaanbaatar	31	153	184	3,123	7,345	10,468	0.1%
Umnugobi	169	72	241	2,614,165	472,462	3,086,627	28.0%
Uvs	36	40	76	181,141	5,824	186,965	1.7%
Uvs, Khovd	2	-	2	72,059	-	72,059	0.7%
Uvurkhangai	11	24	35	93,153	8,154	101,307	0.9%
Zavkhan	24	5	29	139,019	10,716	149,734	1.4%
Zavkhan, Uvs	1	1	2	628	20	649	0.0%
Total	1,345	1,391	2,736	9,937,650	1,079,908	11,017,559	100.0%

Source: the Mineral Resources Authority of Mongolia

Note: Bolded figures in the Total column represent the top 10 aimags containing 81.6% of the total area licensed nationally

The 1,391 production licences have been issued for 57 different types of minerals. The following chart shows the major mineral types. Some deposits are shown more than once, as some mineral deposits have more than one major mineral type. There are 474 gold mine production licences, representing 33% of the total, followed by 287 production licences for the mining of construction materials (20%) and 245 coal production licences (17%).



Source: Prepared based on data received from the Mineral Resources Authority of Mongolia

Note: Double counted mineral types totalled 1,431

5.1.4.2 Significant exploration activities (REQ 3.3)

During 2014, 497 private companies performed exploration work in 806 licensed areas, while 62 government funded exploration projects were undertaken.

Privately funded exploration works

Drilling represents the biggest portion of privately funded exploration work, followed by development, geophysical work and laboratory testing.

Privately funded exploration work expenditures in 2014					
MNT million					
Drilling	70,956	Preparation work	3,026	Environmental rehabilitation	1,894
Development	19,629	Prospectivity Mapping	2,955	Topogeodesy work	1,295
Geophysical work	11,811	Prospecting	2,363	Archeology	123
Laboratory	9,649	Hydrogeological work	2,781	Paleontology	85
Channel digging	4,762	Area sampling	2,195	Other	1,494
Transportation	3,572	Sampling	2,177		
Total					140,767

Source: the Mineral Resources Authority of Mongolia

Top 50 licences for which major investment spent on exploration work in 2014					
Company name	Licence number	Mineral type	Area size (ha)	Aimag	Expenditures (MNT mill.)
Cogegobi	XV-011946	Uranium	36,301	Dornogovi	12,670
Ejbaley	MV-016831	Gold and copper	412	Dornod	5,560
Cogegobi	XV-011921	Uranium	17,768	Dornogovi	5,246
MGMG	XV-014999	Copper and gold	2,608	Selenge	4,286
Nadmin	XV-015000	Copper and gold	22,307	Dornogovi	4,286
FVSP	XV-013598	Gold and copper	183,145	Gobi-Altai	3,591
AGMining	XV-007305	Copper, zinc and gold	8,011	Umnubogi	3,524
OGSHL	XV-007560	Copper & molybdenum	2,000	Gobi-Altai	3,208
OT	MV-006709	Copper and gold	8,490	Umnubogi	3,170
Milleniumstrom	XV-015446	Copper and gold	11,801	Tuv	3,075
Soinin Khad	XV-012012	Iron	4,987	Tuv	2,938
Enkhtunkh Orchlon	XV-012600	Coal	50,022	Umnubogi	2,877
Munkhiin Erchit Rashaan	MV-017169	Peat	4,919	Sukhbaatar	2,734
Alishaa Khaikhan	XV-011602	Fluorspar and coal	127,108	Umnubogi	2,732
Khangad Exploration	MV-014493	Coal	4,482	Umnubogi	2,481
Focus Metal Mining	XV-012141	Iron	3,106	Bulgan	2,394
Shang Si Coke and Chemicals Union Mongolia	XV-014858	Coal	21,251	Dornod	2,333
Orchlon-Ord	XV-014569	Copper	1,241	Bayan-Ulgii	2,254
Aurum-Aurug	MV-014840	Coal and copper	37,355	Umnubogi	2,198
Salhit Mining	XV-013794	Iron	1,334	Uvs	1,815
Bilegtkhaikhan Uul	XV-014907	Coal, Iron	28,165	Dundgobi	1,742
Shang Si Coke and Chemicals Union Mongolia	XV-014859	Coal	12,269	Dornod	1,604
Mongol Chadal International Energy	XV-011693	Coal	2,257	Umnubogi	1,306
Erdene Mongol	XV-016956	Metal	4,669	Bayankhongor	1,269
Shang Si Coke and Chemicals Union Mongolia	XV-014531	Coal	3,890	Dornod	1,158
Bilegtkhaikhan Uul	XV-013544	Coal	29,549	Dundgobi	1,110
Ulaantsahar	MV-015038	Limestone	1,241	Dornogovi	1,007
Universal Resources	XV-012253	Copper and gold	26,310	Bayankhongor	991
Hunnu Gobi-Altai	XV-010135	Coal	2,077	Gobi-Altai	971

Top 50 licences for which major investment spent on exploration work in 2014

Company name	Licence number	Mineral type	Area size (ha)	Aimag	Expenditures (MNT mill.)
Black Rock	XV-013580	Coal	1,080	Khuvsgul	940
Amardalai Trade	XV-011062	Brown coal	4,271	Dundgobi	914
Cogegobi	XV-013871	Uranium	60,628	Sukhbaatar	789
Centerra Gold Mongolia	MV-017111	Gold, lead and zinc	11,614	Dornod	786
Tunshan Shiang Dong	XV-014091	Molybdenum	1,032	Tuv	782
Altan Dornod Mongol	XV-011939	Gold	2,180	Khovd	745
Bilguun-Erdes	XV-012800	Gold	3,975	Gobi-Altai	700
Newgold Mine	XV-013765	Gold	11,520	Umnubogi	695
Khavchuul and Mongolia	XV-008835	Gold	4,051	Selenge, Tuv	684
Ejbaley	MV-016759	Gold	412	Dornod	678
Miga-Erin	XV-016915	Coal	18,833	Dornogovi	673
OXO	XV-012598	Copper and gold	9,349	Bayankhongor	659
Khas Rich	XV-017619	Fluorspar	624	Dornogovi	650
Shargal Bolor	MV-015633	Tungsten	164	Uvukhangai	648
Khongorkhangai Erdenes	XV-014177	Molybdenum	75,636	Bayankhongor	599
Cogegobi	XV-010860	Uranium	2,958	Dornogovi	593
Newmon River	XV-011200	Gold and copper	1,399	Zavkhan	550
Mercury Ord	XV-013664	Copper and color metal	6,803	Umnubogi	536
Marco Polo	XV-015337	Copper and zinc	56,586	Gobi-Altai	535
Erdeniin Bosgo	XV-014743	Coal	5,728	Sukhbaatar	525
Universal mineral exploration	XV-012966	Mixed metal	11,746	Gobi-Altai	483
Subtotal			949,666		98,696
446 other companies			6,200,485		42,071
Total			7,150,151		140,767

Source: the Mineral Resources Authority of Mongolia

Note: Entities with production licences performed exploration activities during 2014, as they aimed to turn C category mineral deposits into A or B category mineral deposits

The amount spent on investment for the identified companies above represents 70.1% of privately funded exploration expenditures. Please see Appendix 15 for full details.

Government funded exploration works

There were 62 government funded exploration works during 2014 with a budget of MNT 10 billion, of which 92.1% was spent in 2014. The following table shows the government funded exploration works, their budget and utilization

Government funded exploration works in 2014

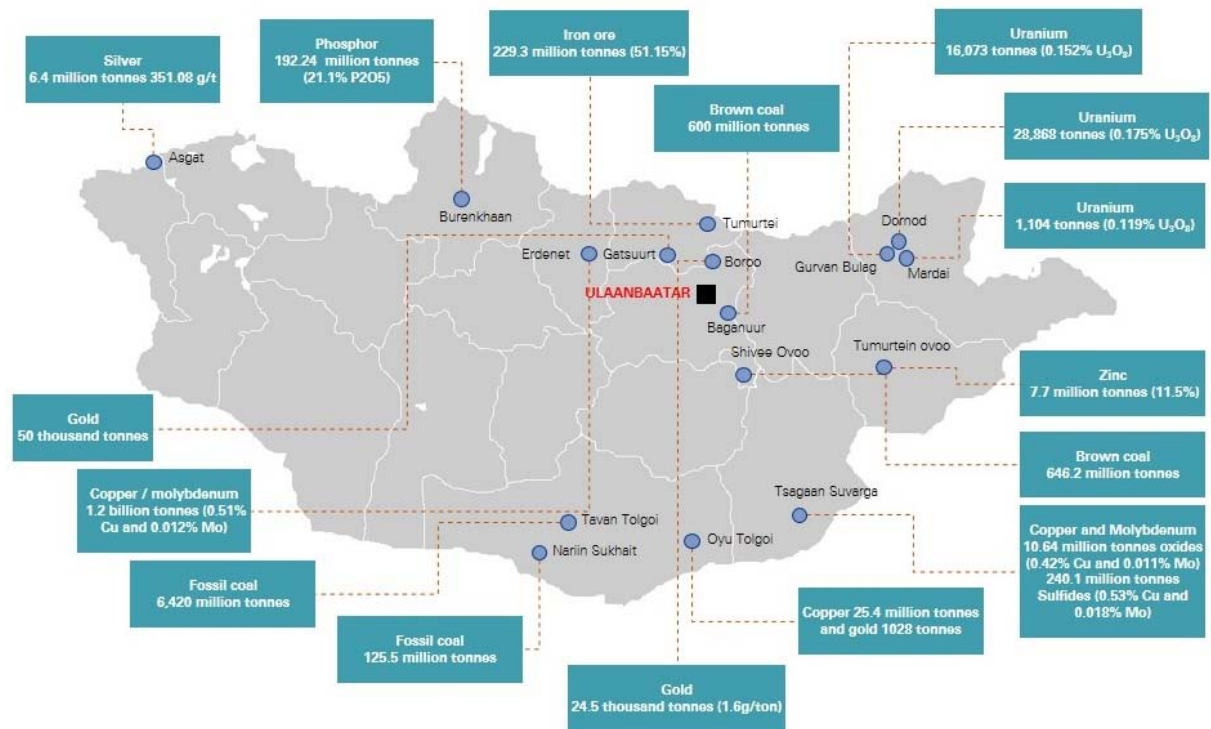
Exploration works	Budget (MNT mill.)	Expenditure (MNT mill.)	Proportion of budget spent
Mandalgobi-50	44	42	95.5%
Manlai-50	23	22	95.7%
Baruun Mongol-200 Y	40	37	92.5%
Tuv Mongol-200 IY	72	67	93.1%
Umnud Mongol-200YI	55	48	87.3%
Dornod Mongol-200Y	81	77	95.1%
Bardam Uul-50	122	121	99.2%
Zamlin Uul-50	172	155	90.1%
Khavirga Uul-50	196	184	93.9%
Ungutyn Nuruu-50	180	172	95.6%
Tsogt-50	181	179	98.9%
Emeeltseg Nuruu-50	171	171	99.7%
Burkhant Tolgoi-50	153	146	95.4%
Khavtgai Uul-50	168	167	99.4%

Government funded exploration works in 2014			
Exploration works	Budget (MNT mill.)	Expenditure (MNT mill.)	Proportion of budget spent
Serven Uul-50	132	131	99.2%
Rashaant-50	141	134	95.0%
Ikheryn Khyar-50	214	209	97.7%
Saintsagaan-50	178	163	91.6%
Khamryn Tolgod-50	156	145	92.9%
Ulaan Del-50	159	159	100.0%
Umnud Gobi	81	81	100.0%
Jinst-50	289	236	81.7%
Onts Uul-50	417	306	73.4%
Devsgyn Nuruu	366	296	80.9%
Khukh Nuur-50	364	342	94.0%
Togoo Khairkhan-50	320	308	96.3%
Bayandalai-50	362	297	82.0%
Ulaanbadrakh-50	335	333	99.4%
Shiveet-50	268	253	94.4%
Takhilt-50	327	318	97.2%
Delgerkhaan-50	346	346	100.0%
Khairkhan Uul-50	270	231	85.6%
Buuralkhairkhan-50	305	281	92.1%
Mongol Altai-50	31	31	100.0%
Tuv Mongol-Y-200	187	187	100.0%
Tuv Mongol-YI-200	186	180	96.8%
Dornod Mongol-YI-200	162	129	79.6%
Dornod Mongol-YII-200	128	81	63.3%
Satellite imaging	250	250	100.0%
Geo data bank	200	184	92.0%
Rare earth metallogeny	58	57	98.3%
Duruu Nuur-50	90	90	99.5%
Bulgan-50	90	90	99.8%
Bayan-Inder-50	90	90	100.0%
Ar Chuluut-50	90	90	99.7%
Uvliin Ovoo-50	90	90	100.0%
Altain Nuruu-50	90	90	100.0%
Shiveet Uul-50	90	90	99.9%
Kukhulzugiin Gobi-50	90	90	100.0%
Ulaan Tolgoi-50	90	90	100.0%
Budaryn Chuluu-50	90	90	100.0%
Ergeliin Zoo-50	90	89	99.2%
Toiromyn Khundii-50	90	90	100.0%
Khulgryn Els-50	90	90	100.0%
Aero Geophysics Altai-1	220	220	100.0%
Pure Sulfide BM-2014	40	40	99.9%
Metallogeny 2014	70	24	34.3%
Suman Khad-50	90	90	100.0%
Chandmani Uul-50	90	90	99.9%
Khailaast Uul-50	90	89	99.3%
Aero Geophysics Altai-2	220	148	67.3%
Central Asia 3D third stage	120	84	70.0%
Total	10,000	9,209	92.1%

Source: the Mineral Resources Authority of Mongolia

5.1.4.3 Key production regions and deposits of strategic importance (REQ 3.4e)

Parliament reviews the results of significant exploration work and determines deposits of strategic importance based on the potential impact on the general economy, GDP, national security and social development. From the total of 2,736 licences, Parliament designated the following 16 as deposits of strategic importance:



Source: Prepared based on data from the Parliament Resolution no. 27

As shown in the table of mineral licences by geographical region (Section 5.1.4.1), 89.3% of total production areas are within the borders of 10 aimags: Umnugovi (43.8%), Tuv (9.5%), Dornogovi (9.3%), Dundgobi (6.3%), Bayankhongor (5.0%), Sukhbaatar (4.0%), Dornod (3.8%), Khentii (3.0%), Gobi-Altai (2.4%) and Selenge (2.2%). Umnugovi aimag, accounting for 43.8% of total production areas in terms of ha, contains three deposits of strategic importance: Oyu Tolgoi, Tavan Tolgoi and Nariin Sukhait. Dornod aimag contains the three largest uranium deposits of strategic importance: Dornod, Gurvan Bulag and Mardai. Selenge aimag also contains three deposits of strategic importance: Tumurtai, Boroo and Gatsuurt. The remaining seven deposits of strategic importance are located in Ulaanbaatar, Gobisumber, Dornogovi, Orkhon, Khuvsgul, Sukhbaatar and Bayan-Ulgii.

Regional production and sales by aimags and soums

According to the data provided by MRAM, a total of 127 companies that extract minerals other than coal have submitted their production and sales reports to MRAM. Production and sales data from these reports summarised by regions are as follows:

Regional sales and production by aimags and soums						
Aimags	Soums	Mineral type	Measuring unit	Production Volume	Sales volume	Sales amount (MNT m)
Arkhangai	Tuvshruuleh	Iron	'000 tons	6	6	500
Bayan-Ulgii	Tsengel	Tungsten	'000 tons	479	479	13,835
Bayankhongor	Bayanovoo	Gold, silver	kg	37	37	2,648
	Bumbugur	Gold, silver	kg	16	16	1,111
	Galuut	Gold, silver	kg	135	135	9,376
	Gurvanbulag	Gold, silver	kg	136	136	9,346
	Shinejinst	Gold	kg	1	1	51
Bulgan	Buregkhangai	Gold, silver	kg	338	339	23,641
		Iron	kg	30	8	1,286
Bulgan, Selenge	Selenge, Tushig	Gold, silver	kg	61	64	4,550
Govi-Altai	Biger	Gold silver	kg	96	96	6,906
	Tseel	Iron	'000 tons	2,106	1,873	162,674
Darkhan-Uul	Khongor	Gold	kg	13	11	NP
		Iron	'000 tons	817	460	23,362
	Sharyn-Gol, Khongor	Gold	kg	11	11	670
Darkhan-Uul, Selenge	Sharyn-Gol, Bayangol	Gold, silver	kg	83	83	5,356
Dornogovi	Airag	Fluorspar	'000 tons	9	8	3,739
		Fluorspar	'000 tons	7	7	3,852
	Dalanjargalan	Gravel	'000 m3	250	250	5,405
	Delgerreh	Iron	'000 tons	97	72	7,257
	Urgun	Zeolite	'000 tons	8	8	373
	Ulaanbadrah	Gypsum	'000 tons	2	2	432
Dornod	Bayandun	Gold, silver	kg	498	498	33,503
	Choibalsan	Zinc	'000 tons	0	1	333
Dundgovi	Bayanjargalan	Fluorspar	'000 tons	20,230	20,230	358
	Govi-Ugtaal	Iron	'000 tons	51	36	2,156
	Gurvansaikhan	Gold, silver	kg	38,000	38,000	3,642
	Undurshil	Fluorspar	'000 tons	-	16	4,546
Zavkhan	Durvuljin	Gold, silver	kg	617	617	9,093
Orkhon	Bayan-Undur	Copper, molybdenum	'000 tons	2,137	2,455	1,376,304
		Gravel	'000 m3	46	32	663
Uvurkhangai	Zuunbayan-Ulaan	Gold	kg	2	2	178
Umnugobi	Khanbogd	Copper, gold	'000 tons	564	734	3,155,880
Sukhbaatar	Sukhbaatar	Fluorspar	'000 tons	2	12	2,574
		Zinc	'000 tons	92	89	121,654
	Munkh khaan	Fluorspar	'000 tons	1	1	123
Selenge	Bayngol	Gold, silver	kg	1,080	1,734	134,506
	Eruu	Iron	'000 tons	3,513	3,411	396,471

Regional sales and production by aimags and soums						
Aimag	Soum	Mineral type	Measuring unit	Production Volume	Sales volume	Sales amount (MNT m)
Tuv	Orkhontuul	Gold, silver	kg	7	7	433
	Khuder	Iron	'000 tons	344	86	2,007
	Altanbulag	Gravel, sand	'000 m3	207	257	3,648
	Arkhus	Gravel	'000 m3	12	-	91
	Bayan	Gold, silver	kg	73	73	4,997
	Bayantsagaan	Fluorspar	'000 tons	27	30	6,964
	Bayanchandmani	Tungsten	'000 tons	1	1	5,057
	Jargalant	Gold silver	kg	224	224	9,929
	Zaamar	Gold, silver	kg	2,239	3,478	231,421
	Sergelen	Gold, silver	kg	142	1,105	10,979
Tuv, Bulgan	Burenkhantai, Zaamar	Gold, silver	kg '000 tons	577	577	46,246
Tuv, Ulaanbaatar	Altanbulag, Khan Uul	Sand, gravel	'000 m3 '000 tons	31	31	264
Uvs	Naranbulag	Iron	'000 tons	4	4	23
	Khyargas	Gold, silver	kg	1	1	66
Ulaanbaatar	Bayanzurkh	Gravel	'000 m3	21	19	290
	Nalaikh	Sand	'000 m3	184	185	1,389
	Khan-Uul	Sand, gravel	'000 m3 '000 tons	401	315	3,332
Khentii	Batnorov	Fluorspar	'000 tons	1	1	374
	Bayan ovoo	Fluorspar	'000 tons	0	0	88
	Bor-Undur	Iron	'000 tons	125	125	3,367
	Galshar	Fluorspar	'000 tons	7	7	3,082
	Darkhan	Fluorspar, iron	'000 tons	320	278	34,971
	Norovlin	Gold, silver	kg	18	18	1,250
	Tsenkher mandal	Lead, tungsten	'000 tons	154	154	3,094

Source: Information provided by the Mineral Resources Authority of Mongolia

5.1.4.4 Main minerals and their production, sales and export volume and value (REQ 3.5a,b)

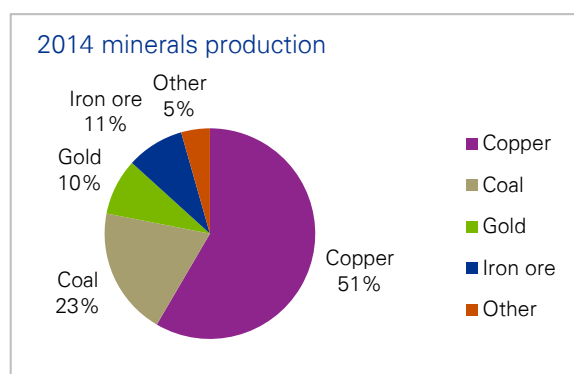
The following table showing 2014 production and sales by minerals has been provided by MRAM. According to the information provided by MRAM, copper, coal, gold and iron ore sales made up 96.1% of total sales in 2014. Please see Appendix 16 for full details.

2014 production and sales of minerals							
In MNT m	Units	Production volume	Production amount	Production %	Sales volume	Sales amount	Sales %
Copper*	'000 tons	1,081	2,780,678	51.3%	1,260	4,502,072	62.4%
Coal	'000 tons	25,224	1,249,199	20.8%	26,500	1,364,833	18.9%
Gold	kg	7,503	549,679	10.1%	7,409	543,003	7.5%
Iron ore	'000 tons	7,023	564,203	10.4%	6,448	522,034	7.2%
Zinc	'000 tons	92	126,181	2.3%	89	121,239	1.7%
Molybdenum	'000 tons	4	61,134	1.1%	4	61,692	0.9%
Cement	'000 tons	283	27,393	0.5%	284	27,568	0.4%
Fluorspar	'000 tons	68	10,808	0.2%	499	17,341	0.2%
Tungsten	'000 tons	535	15,039	0.3%	535	15,039	0.2%
Crushed rock	'000 m3	712	11,906	0.2%	695	10,402	0.1%
Bricks	'000 m3	45	8,035	0.1%	45	7,881	0.1%
Chalk	'000 tons	69	8,742	0.2%	60	7,790	0.1%
Gravel	'000 m3	385	4,174	0.1%	311	3,711	0.1%
Clinker	'000 tons	35	2,238	0.0%	35	2,238	0.0%
Silver	kg	1,493	1,284	0.0%	2,123	1,218	0.0%
Tin	'000 tons	75	833	0.0%	75	833	0.0%
Limestone	'000 tons	47	516	0.0%	47	516	0.0%
Gypsum	'000 tons	4	485	0.0%	4	432	0.0%
Zeolite	'000 tons	8	392	0.0%	8	373	0.0%
Lead	'000 tons	-	-	0.0%	1	233	0.0%
Sand and gravel mix	'000 m3	21	172	0.0%	21	172	0.0%
Sand	'000 m3	7	102	0.0%	7	102	0.0%
Siltstone	'000 m3	12	-	0.0%	-	91	0.0%
Total			5,423,192	100.0%		7,210,813	100.0%

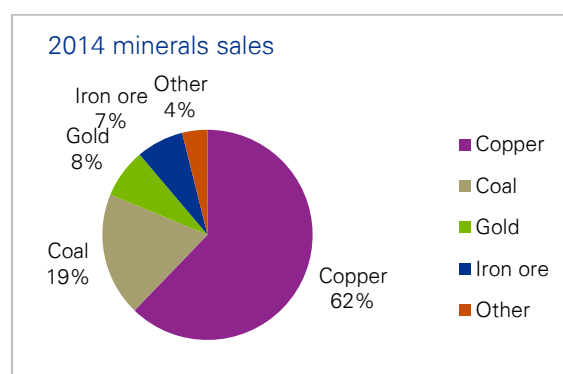
Source: the Mineral Resources Authority of Mongolia

Note:

1. Sales and production data excludes the ASM sector in Mongolia
2. Productions are recorded when minerals are weighed after extraction, while sales are recorded when minerals are shipped. MRAM compiled production and sales data received from individual EI entities.
3. * Copper production and sales include Oyu Tolgoi's copper-gold concentrate which could not be separated into copper and gold.



Source: Prepared based on data received from the Mineral Resources Authority of Mongolia



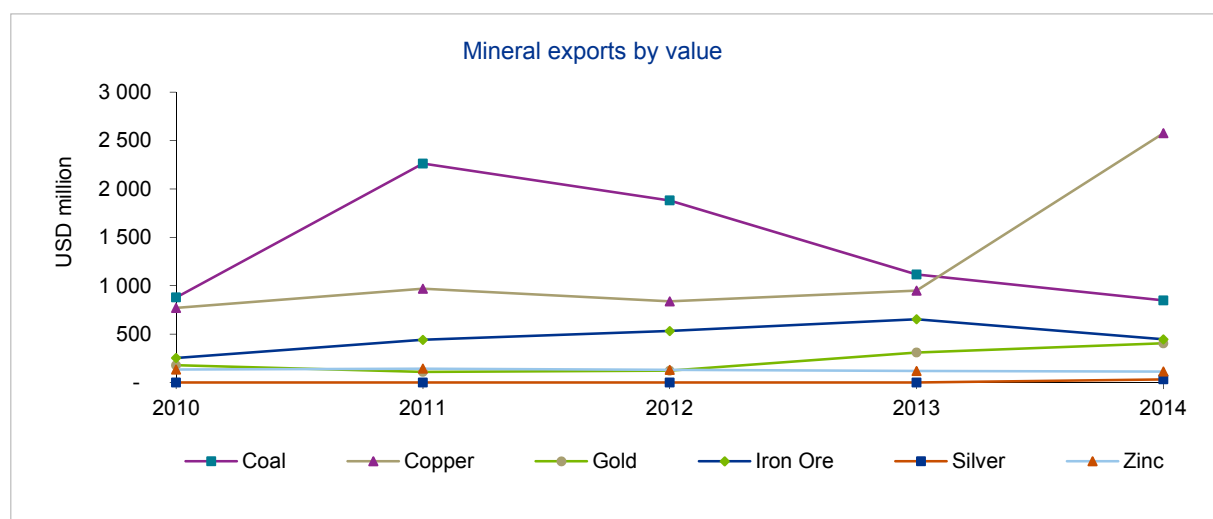
Source: Prepared based on data received from the Mineral Resources Authority of Mongolia

Mineral exports (REQ 3.4c)

The following table summarises export volumes and export values of major minerals.

Mineral exports over last 5 years							
Mineral	Unit	2010	2011	2012	2013	2014	CAGR
Copper	tonnes '000	569	576	574	650	1,379	24.8%
	USD million	771	969	839	949	2,575	35.2%
Gold	Kg	5,061	2,580	2,797	7,559	10,041	18.7%
	USD million	178	110	122	310	405	22.8%
Iron Ore	tons million	3.6	5.8	6.4	6.7	6.3	15.4%
	USD million	254	442	533	654	446	15.2%
Coal	ton million	16.7	21.1	20.5	18.2	19.5	4.0%
	USD million	879	2,262	1,880	1,116	849	(0.9)%
Zinc	tons '000	120	121	141	131	99	(4.6)%
	USD million	134	143	131	119	113	(4.2)%

Source: the Mongolian Customs Office



Source: Prepared based on data received from the Mongolian Customs Office

Copper exports increased by 112.2% from 2013 to 2014, mainly due to increased copper production at Oyu Tolgoi, which commenced sales in mid-2013.

Gold exports decreased by 49% from 2010 to 2011, which was caused by an amendment made to the Minerals Law on 25 November 2010 to increase the surcharge on gold processing by up to five percent. However, due to additional production at Oyu Tolgoi, gold exports increased by 170.3% and 32.8% in 2013 and 2014, respectively. In addition, the gold export increase in 2014 was further driven by amendments to the Minerals Law on 24 January 2014 that eliminated a five percent surcharge on gold processing. According to the Minerals Law, there is no royalty on gold sold to BoM or BoM approved banks.

Iron ore exports increased by 62.8% between 2010 and 2011, due to increased operations of Bold Tumor Eruu Gol, a major iron ore exporter.

Coal exports increased at a CAGR of 4% in terms of weight, while the revenue earned decreased at a CAGR of 0.9% from 2010 to 2014, which is mainly attributable to coal price decreases in the same period. Coal export revenue showed a significant fluctuation year on year as it increased by 157.4% from 2010 to 2011 and decreased at a CAGR of 27.9% from 2011 to 2014.

Nearly all copper, iron ore and coal exports from 2010 to 2014 were to China. Gold is exported primarily to Canada, the United Kingdom and South Korea.

5.1.4.4.1 Main minerals

The following section outlines five main minerals – copper, coal, gold, iron ore and silver – in detail as agreed by the MSWG in the Inception Workshop.

Copper

According to MRAM, Asia consumed half of global copper production in 2014. The leading copper consumer, China, consumed 40% of global copper production while the USA, Japan, South Korea, Germany, Italy and Russia together consumed 41% in 2014. Mongolia has 1,180 copper occurrences and 57 deposits with combined 60.7 million tonnes of reserves in A+B+C categories.

According to the London Metal Exchange, the copper price averaged USD 7,326.17 per tonne and USD 6,859.69 per tonne in 2013 and 2014, respectively. Bloomberg reported that copper prices decreased due to a surplus in copper production from an overestimation of China's copper demand. Forbes highlighted that as China consumes 40% of global copper production, the Chinese economy slow down in 2014 negatively affected the copper price.

Copper was the most produced and sold extractive mineral in Mongolia during 2014; Mongolia produced 1,081 thousand tonnes of copper valued at MNT 2,780,678 million⁵ and sold 1,260 thousand tonnes of copper for MNT 4,502,072 million⁶.

The major copper-producing mines are the Oyu Tolgoi and Erdenet mines; they are described in detail below due to their significance to the Mongolian EI sector.

Oyu Tolgoi mine

Oyu Tolgoi LLC, the largest copper and gold mining company in Mongolia, is a joint venture between the Government of Mongolia (34%) and Turquoise Hill Resources (66%) (a subsidiary of Rio Tinto). The Oyu Tolgoi mine is considered to be one of the largest undeveloped high grade copper deposits in the world. Oyu Tolgoi LLC currently has over 5,000 employees, including contractors and brought in FDI of USD 6.2 billion between 2009 and 2013 for the first phase of its development.

Oyu Tolgoi timeline	
Year	Description
2009	In October, OT's three-way shareholder's agreement was signed between GoM, Ivanhoe Mines of Canada, and Rio Tinto. According to the agreement, the investment was to be made in two phases: 1 st phase consisting of the open pit mine commissioning, concentrator and related infrastructure and preliminary shaft sinking works, and 2 nd phase consisting of underground mining and modification of the concentrator and infrastructure for underground ore
2013	In June, copper concentrate and gold production from the open pit commenced.
2013-2014	Rio Tinto and the GoM failed to reach agreement on project costs, management fees, taxation, and water usage, among other issues.
2014	In June, GoM demanded about USD 130 million in back taxes, which was refuted by Oyu Tolgoi. This incidence raised the possibility for investors that Oyu Tolgoi would see no progress in 2014. In September, the National Tax Dispute Settlement Council reduced the tax claims to approximately USD 30 million. The initial list of 33 disputed items was reduced to one.

⁵ According to data provided by the Mineral Resources Authority of Mongolia

⁶ According to data provided by the Mineral Resources Authority of Mongolia

Oyu Tolgoi timeline	
Year	Description
2015	In February, production reached one million tonnes of concentrate since commencement of production in June 2013. In May, GoM and Rio Tinto resolved the tax dispute and cost issues and reached an agreement to continue construction of a USD 5.4 billion underground mine.
Going forward	Turquoise Hill Resources has stated that it expects to sign project financing for the expansion of the underground mine to be concluded by the end of November 2015. Turquoise Hill predicts 175,000 – 195,000 tonnes of copper and 600,000 – 700,000 ounces of gold concentrates total to be realized by the end of 2015. The decision on when the underground mine project can begin is expected in quarter two 2016.

Source: Oyu Tolgoi website and Turquoise Hill website, GoM website (www.zasag.mn) and InfoMongolia website.

Erdenet Mine

Erdenet Mining Corporation LLC is 51% owned by the GoM and 49% owned by the Russian Government. Currently, Erdene Mining Corporation is able to process up to 26 million tonnes of ore body per annum and produces around 530 thousand tonnes of copper concentrate and around 4.5 thousand tonnes of molybdenum concentrate annually. Erdenet Mining Corporation employs nearly 6,000 people.

Erdenet mine timeline	
Year	Description
1978	The first concentrate was produced. First operational stage of mineral processing plant was commissioned with annual capacity of 4 million tonnes.
1980	Second operational stage of mineral processing plant was commissioned. Ore processing capacity increased to 8 million tonnes per annum
1981	Third and fourth operational stage of mineral processing plant was commissioned, increasing annual capacity to 16 million tonnes.
1989	Fifth operational stage of mineral processing plant was commissioned; annual capacity increased to 20 million tonnes. The overall production reached 1 million tonnes of copper in concentrate.
2000	Rougher concentrate section was launched into operations and the annual capacity to process ore reached 24 million tonnes.
2012	Reached the ore processing capacity of up to 26 million tonnes.
Going forward	According to the strategic plan until 2020, Erdenet Mining Corporation aims to improve plant equipment, to extend the ore processing capacity of 35 million tonnes per a year, to reduce cost of unit production and to produce a final product with added value by introducing new technologies, which are environmentally-friendly and energy saving.

Source: Erdenet Mining Corporation website

Coal

According to MRAM's 2015 Information Circular, Mongolia has 160 deposits, 270 occurrences of coal in 15 basins, 173.3 billion tonnes in P category and 31.7 billion tonnes in A+B+C category. Mongolia has 10% of the globally known coal reserves. Coking coal is spread throughout the Central, Eastern and Mountain regions while brown coal is abundant in the Eastern region. Currently there are 245 coal production licenses. There are 53 open pit mines, of which 41 are operational and producing coal.

MRAM's 2015 Information Circular also states that the selling price of exported coal averaged USD 40 per tonne and USD 34 per tonne in 2013 and 2014, respectively. Mongolian coal prices are dependent on the Chinese economy, as nearly all coal exports between 2010 and 2014 were to China, according to the Mongolian Customs Office. Chinese economy stagnation reduced demand for coal and decreased coal prices.

In 2014, coal production and sales were second in Mongolia only to copper; the country produced 25,224 tonnes of coal valued at MNT 1,249,199 million⁷ and sold 26,500 tonnes of coal for MNT 1,364,833 million⁸.

Gold

According to MRAM, Mongolia has 1,763 registered gold deposits. Together, they contain 3,290 tonnes of A+B+C category reserves and 1,830 tonnes of P category reserves.

As per Bloomberg Business data, gold prices averaged USD 1,412.03 per oz. and USD 1,257.59 per oz. in 2013 and 2014, respectively. Interest rate in the USA increase in 2014 was the main driver behind the decrease in gold prices.

In 2014, gold was ranked third in terms of Mongolian sales value, at MNT 543,003 million⁹.

Iron ore

According to MRAM, Mongolia has 500 occurrences and 71 deposits with approved iron resources (A+B category) totaling 1.65 billion tonnes, which is expected to increase in future due to additional exploration. As of 2014, iron ore exploitation licences totalled 64.

Iron ore prices averaged USD 135.4 per tonne and USD 96.8 per tonne in 2013 and 2014, respectively. According to Bloomberg and Forbes, Chinese economic slowdown and reduced exports consequently reduced iron ore demand. Despite these signs, large iron ore producers, including Rio Tinto, Vale and BHP Billiton, continued their global iron ore production as their production costs were lower due to economies of scale. Chinese reduced demand, coupled with an increased supply of iron ore, caused its price to decrease in 2014.

Iron ore was the fourth most sold extractive mineral in Mongolia in terms of sales value, with sales of MNT 522,034 million as reported by MRAM.

Silver

According to MRAM, Mongolia has 70 registered silver deposits. Together, they contain 334,652 tonnes of A+B+C category reserves and 3,493 tonnes of P category reserves. During 2014, revenue from silver sales was ranked 15th in terms of sales of MNT 1,218 million¹⁰.

As per Bloomberg Business data, average silver prices were USD 24.0 per oz. and USD 18.8 per oz. in 2013 and 2014, respectively. This was an average silver price decrease of USD 5.24 per oz. representing a 21.8% reduction. According to Forbes, as silver is a dual-role, industrial and investment metal, the silver price decrease in 2014 has two different causes. Silver and gold prices are closely related; the gold price decrease in 2014 was linked to the lower silver price which decreased for similar reasons as gold. Second, Chinese economic slow down reduced demand for silver, further decreasing silver prices.

⁷ According to data provided by the Mineral Resources Authority of Mongolia

⁸ According to data provided by the Mineral Resources Authority of Mongolia

⁹ According to data provided by the Mineral Resources Authority of Mongolia

¹⁰ According to data provided by the Mineral Resources Authority of Mongolia

5.1.4.5 Artisanal and small-scale mining

Overview

Artisanal and small scale mining (ASM) widely refers to mining activities by individuals (often illegal), groups of communities or partnerships in Mongolia. Due to a lack of official statistics, and the occasional and irregular, seasonal nature of artisanal mining activities, this report addresses the ASM sector separately from the main extractive industry overview section of Mongolia.

Artisanal mining started emerging in Mongolia in the 1990s as an alternative form of income generation for many households, following an increase in poverty, high unemployment and particularly harsh climatic conditions. The majority of the artisanal miners were herders who lost their livestock in severe winter conditions, locally known as “zud”. According to the rural poverty portal powered by the International Fund for Agricultural Development (IFAD), consecutive zuds in Mongolia from 1999 to 2001 eliminated seven million livestock and had a devastatingly negative impact on the earnings of rural areas.

According to the United Nation’s environmental report on small-scale mining, some survey estimates suggest that the number of people involved in Mongolia’s artisanal and small scale mining sector (ASM) ranges from 61,000 to 100,000. Mining activities in ASM sector cover 76 sums in 20 aimags and one city district, at 238 mine deposits throughout Mongolia. The result of a survey conducted over 13,000 artisanal and small-scale miners suggests that 78.2%, or 10,500 small-scale miners, mine gold while the others mine minerals such as coal and fluorspar.

According to the data provided by MRAM to M.EITI in September 2015, the details of minerals mined by ASM miners are as follows:

ASM miners		
	Number of ASM miners	Percentage
Gold	10,500	78.2%
Coal	1,400	10.2%
Fluorspar	1,000	7.6%
Tungsten	300	2.3%
Jewel	100	1.0%
Salt	50	0.4%
Tin	50	0.4%
Limestone	10	0.1%
Total	13,400	100.0%

Source: Information provided by the Mineral Resources Authority of Mongolia to M.EITI

While the emergence of ASM in Mongolia helped thousands of households to find alternate sources of income, the negative impacts such as environmental and pastureland degradation, conflicts on resource use and limited access to social services for individual miners have also been widespread, as indicated in the United Nation’s environmental report on small-scale mining.

According to a survey performed in 2013 by the Sustainable Artisanal Mining Project of SDC (SAM), artisanal miner household’s monthly income ranges from MNT 150,000 to MNT 2,500,000. The survey indicated that the average monthly income from artisanal mining household was MNT 352,045. In contrast, the average monthly income of a rural household was MNT 814,129 in 2013.

Note: The information presented herein is based on publicly available sources and the information provided by MRAM to M.EITI. Due to an absence of official sales and production statistics in the ASM sector in Mongolia, data on the exact amount of sales and production of ASM sector in Mongolia is not available, hence the economic contribution of ASM sector to the overall EI sector in Mongolia is not precisely quantifiable.

Current status of ASM in Mongolia

In 2010, the GoM enacted Resolution 308, “Regulation on Extraction of Minerals from Small-Scale Mines”, in an effort to formalize and regulate small-scale mining. The Resolution designates that a miner needs to be locally registered (reflected in Resolution No.308 under 7.4.3) to legally engage in small-scale mining.

As of 8 May 2015, a total of 72 areas have been identified by MRAM as suitable for SSM, which covered 976.13 ha in 27 soums of 12 aimags in Mongolia. Currently, only 18 out of these 72 areas have been registered in the cadastral registry system for local special purpose territory, complying with Article 14 of the Minerals Law of Mongolia which states “The Government agency shall record the coordinates of special purpose territory in the exploration licence, production licence and cartographic registries”.

Sustainable Artisanal Mining Project in Mongolia

The Sustainable Artisanal Mining (SAM) project was established in 2005, in partnership with the MRAM and the Swiss Agency for Development and Cooperation (SDC). The purpose of the project is to organise small-scale miners into formal entities and create a favourable legal environment to formalize and regulate sustainable operations. The project aims to reduce poverty, increase incomes of rural people and support local economic developments. As a result of the project, formalization of small scale mining activity has increased, triggering small-scale miners to be organised into permanent community mining groups. The project is currently in its fourth phase and will run until the end of 2018.

Areas identified as suitable for SSM in 2012-2015						
Year	Aimag	Soum	Name of the area	Area (ha)	Mineral type	No. of employees
2012	Dornogovi	Airag	Samartain tsagaan del	4.9	fluorspar	100
		Ikhkheth	Tsagaan shoroot-1	14	fluorspar	50
			Tsagaan shoroot-2	4.5	fluorspar	50
			Tsagaan elgen	20.1	fluorspar	20
	Dundgovi	Bayanjargalan	Suul-Undur 1st area	2.5	fluorspar	NP
			Suul-Undur 2nd area	4.9	fluorspar	NP
			Khukh del-1	97.4	fluorspar	NP
			Khukh del-2	5	fluorspar	NP
			Khukh del-3	5	fluorspar	NP
			Nuden	7.3	fluorspar	NP
		Gurvansaikhan	Ikh gazryn chuluu	17.4	fluorspar	NP
		Ulziit	Yembuu tolgoi	38.5	fluorspar	NP
		Khuld	Tuimert tsagaan	117.6	fluorspar	15 partnerships*
		Delgerkhangai	Sharvagiin usny hyar	49.7	fluorspar	NP
		Luus	Hadat ulaan orchim	47.9	fluorspar	200
	Khentii	Batnorov	Ukhaa ovoot	1.9	fluorspar	15
			Javkhant	1.1	fluorspar	40
			Undur ukhaagiin hajuu	1.5	fluorspar	30
			Tumengiin ar	3.6	fluorspar	50
			Salhityn tsagaan tolgoi-1	1.9	fluorspar	20
			Chimediin khundlun	5.9	fluorspar	NP
			Salhityn tsagaan tolgoi-2	4.2	fluorspar	20
		Bayan-Adraga	Khuliin kholboo-1	6.8	fluorspar	20
			Khuliin kholboo-2	5.1	fluorspar	20

Areas identified as suitable for SSM in 2012-2015						
Year	Aimag	Soum	Name of the area	Area (ha)	Mineral type	No. of employees
2012	Khentii	Bayan-Adraga	Khuliin kholboo-3	11.5	fluorspar	20
			Khuliin kholboo	50	fluorspar	20
		Darkhan	Chuluutyn am	6.9	fluorspar	NP
			16th khudriin biytiin orchim	0.8	fluorspar	NP
			Bor-Undur zuun urd	5.6	fluorspar	40
		Kherlen	Ikher	4.7	fluorspar	NP
	Norovlin	Shalz	44.5	fluorspar	40	
	Darkhan-Uul	Sharyn gol	Ikher sharyn gol-1	11.6	gold	NP
			Tsagaan khutul	12.6	gold	NP
			Shar khundii	5	gold	NP
			Shar khundii-1	2.9	gold	NP
			Shar khundii-2	59.1	gold	NP
	Uvur-khangai	Nariin teel	Dund turuunii havirga	3.6	gold	NP
			Builsan sair	3.2	gold	NP
			Kharaat ygaany baruun jalga	1.1	gold	NP
			Kharaat ygaany uvriin jalga	10.7	gold	NP
			Uujim bulan	5.2	gold	NP
	Bulgan	Bureg khangai	5 dahi talbar	12.5	gold	NP
			6 dahi talbar	17.8	gold	NP
	Tuv	Sergelen	Gurvan jalga	5.1	Gold	NP
			Baruun baruun urt	29.4	Gold	NP
		Batsumber	Khuuchin ugaasan ovolgo	7.9	Gold	NP
			Erdene	Ust gozgor	5	NP
	Orkhon	Bayan-undur	NP	6.1	NP	NP
			NP	5.8	NP	NP
	Selenge	Mandal	Rashaantyn am	3	NP	56
			Noyon	12.3	NP	58
		Saikhan	Bor tolgoi uul	5	stone	NP
		Khuder	NP	20.8	gold	NP
	Arkhangai	Tsenkher	Arshand	6.9	NP	100
		Tsetserleg	Khatuu ukhaa	6.9	NP	4
				55 areas	856.5	
2013	Khentii	Batnorov	Angal	11.3	fluorspar	NP
			Tumurtei-undur-1	1.2	fluorspar	NP
			Tumurtei-undur-2	3.3	fluorspar	NP
			3 areas	15.8		
2014	Govi-Altai	Yesunbulag	Yamaan usny am	13.6	gold	36
	Tuv	Zaamar	Talbai 1	4.9	gold	NP
			Ar sairyn ekh	7.9	gold	NP
	Selenge	Mandal	Serten	4.9	gold	NP
Dornod	Bayantumen	Tsulyn ukhaa	9.9	NP	NP	
			5 areas	41.4		36

Areas identified as suitable for SSM in 2012-2015						
Year	Aimag	Soum	Name of the area	Area (ha)	Mineral type	No. of employees
2015	Tuv	Zaamar	Uvur sair	4	gold	NP
			Gants khailaast jalga	4.3	gold	NP
			Tuulyn baruun denj bayan gol	10.6	gold	NP
			Bayan gol	5.6	gold	NP
			Bayan gol adag	1.3	gold	NP
			Bayan golyn adag	4.7	gold	NP
			Bayan gol adag	11.2	gold	NP
			Khetsuugiin am	11.8	gold	NP
	Dundgovi	Luus	Shargal	10	fluorspar	NP
				10.3	fluorspar	NP
	Khentii	Batnorov	2nd Jila	1.9	fluorspar	NP
			Undur ukhaagiin khajuu	2.3	fluorspar	NP
	Uvs	Tarialan	Bor khavtsal	35	NP	NP
	Dornogovi	Airag	Ikh khongoryn nuruu	166.9	fluorspar	NP
			Boroodoi	1.4	fluorspar	NP
			Tagt	25.1	fluorspar	NP
			Altad	28.3	fluorspar	NP
			Yashil	238	fluorspar	NP
	Khovd	Must	Nariin davyn am	25.8	tungsten	NP
	Khentii	Darkhan	Khajuu ulaan	26.3	fluorspar	NP
	Bayankhongor	Zag	Tsagaan indert	0.1	gold	NP
	Zavkhan	Urgamal	Dukh	1.7	gold	NP
			Tsagaan tolgoi	4	gold	NP
			23 areas	630.6		

Source: Information provided by the Minerals Resources Authority of Mongolia to M.EITI

Note: * Smaller workgroups of artisanal miners are locally known as "partnership"

Through additional information templates, aimags also reported ASM activities in local soums. Please refer to Appendix 17 for details.

Number of small-scale miners

The increasing number of registered partnerships in the Mongolian ASM sector is directly attributable to the Government's enactment of Resolution 308, which provided a legal environment to recognize previously illegal miners, also known as "ninja miners", as organised and regulated miners. In addition, as part of the SAM project, various training sessions and other measures such as local workshops and consultations with government institutions to help individual miners become more aware of the benefits of formal and responsible small-scale mining activities also contributed towards increasing the number of partnerships in the ASM sector. According to MRAM, a total of 871 partnerships were registered in 2014, an increase of 28% compared to 2013.

Small scale miners		
Year	Number of partnerships	Number of members
2012	680	5,390
2013	787	6,383
2014	871	7,085

Source: Information provided by the Mineral Resource Authority of Mongolia to M.EITI, valid as of end of each year shown

The Mongolian Artisanal Miners' United Umbrella Association ("MASM")

As of September 2015, 5,800 small-scale miners had been registered in the Mongolian Artisanal Miners' United Umbrella Association (MASM). MASM is a non-governmental organisation established in May 2013 with membership by 35 small-scale miners' NGOs representing over 7,000 miners. The main purpose of the association is to develop responsible and formalized ASM mining, which is recognized by society and protects the rights of small-scale miners. According to the information provided by the MRAM to M.EITI secretariat, illegal mining activity takes place in 20 sums of 14 aimags:

Illegal small-scale mining operations			
Aimag	Soum	Name of the location	Mineral type
Tuv	Zaamar	Uliin davaa	Gold
		Tsagaan chuluut	Gold
	Sergelen	NP	Gold
Umnugovi	Gurvantes	Gun	Red stone
Bayankhongor	Bayan-ovoo	NP	Gold
	Bumugur	NP	Gold
Selenge	Yuruu	Bugant tosgon	Gold
	Khuder	NP	Gold
Sukhbaatar	Sukhbaatar	Tsagaandel	Gold
Uvs	Umnugovi	NP	Gold
Dornogovi	Delgerekh	NP	Gold
Khovd	Tsetseg	Tsagaan ereg	Tungsten
	Altai	NP	Tungsten
	Bulgan	NP	Gold
Govi-Altai	Delger	Khurentiin amny Ulaan tolgoi	Gold
Tuv	Sumber	Baruun takhilgat	Gold
Uvs	Tarialan	NP	Gold
Zavkhan	Urgamal	NP	Gold
	Durvuljin	NP	Gold
Khovd	Durgun	NP	Gold
Govi-Altai	Yesunbulag	NP	Gold

Source: Information provided by the Mineral Resources Authority of Mongolia to M.EITI

Rehabilitation permits and ASM

According to data provided by MRAM to M.EITI, the SSM rehabilitated area has increased by 56.2 ha in 2014 compared to 2013. The increase is partly attributable to the increased number of registered partnerships in ASM sector. In the EITI Inception Workshop, MRAM commented that ASMs may disguise themselves as rehabilitation companies to avoid related taxes and fees. There were a total of 111 companies with rehabilitation special permits and four of those companies also had production licences. Please refer to Section 5.5.6 for rehabilitation information and the names of environmental rehabilitation companies with special permits.

SSM rehabilitation activities	
Year	Rehabilitated area size (ha)
2013	29.0
2014	85.2

Source: Information provided by the Mineral Resources Authority of Mongolia to M.EITI secretariat

5.1.5 Petroleum overview (REQ 3.3)

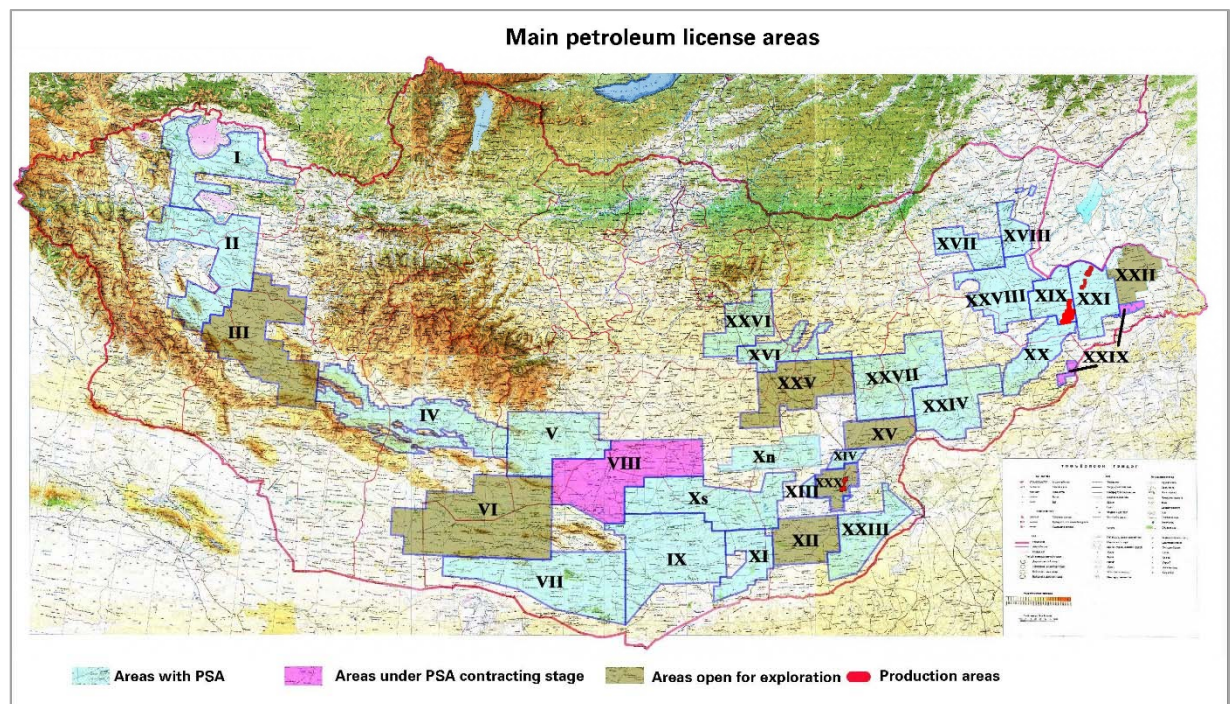
Mongolia has three operational petroleum production sites and 19 areas in which exploration activities are being undertaken. The three production sites are operated by two companies, one of which – PetroChina Daqing Tamsag LLC, a subsidiary of PetroChina – produces and exports most of the petroleum. Petroleum is exported in the form of crude oil as there is no facility in Mongolia to process the oil. Petroleum products for domestic use in Mongolia are primarily imported from Russia.

5.1.5.1 Number of licences and their holders

The GoM has identified 31 areas available for oil licensing:

- 19 areas with exploration licences;
- 3 areas with production licences;
- 7 areas in which contracting with companies for PSA is in progress;
- 1 area open for licensing (previously relinquished); and
- 1 area is under application review.

The following map shows the 31 identified areas.



Source: the Petroleum Authority of Mongolia

5.1.5.2 Significant exploration activities (REQ 3.3)

The following table shows details of petroleum exploration licence holders and their current status. Area codes correspond to the map above.

Petroleum exploration licenses			
Area code	Area name	Holder company	Exploration work done
XX	Matad	Petromatad Invest Limited	Gravity survey on 6,154 physic points, magnetic survey on 29,944 physic points, 2D seismic survey on 1,834.1 km longitude area, 3D seismic survey on 133.6 km ² area. Drilled 11 boreholes and found 6 holes with petroleum quality. The other 5 did not contain industrial quality petroleum reserve.
IV	Bogd	Capcorp Mongolia LLC	Gravity survey on 260 physic points, 2D seismic survey on 1,670.6 km longitude area. Drilled 1 stratigraphical and 2 boreholes.
V	Ongi	Capcorp Mongolia LLC	Gravity survey on 582 physic points, 2D seismic survey on 787.6 km longitude area. Drilled 1 stratigraphical hole.
XV	Tariach	China Golden Sea Petroleum Investment	Gravity survey on 3,122 physic points, 2D seismic survey on 1,761.1 km longitude area, 3D seismic survey on 446.5 km ² area. Drilled 21 boreholes and found 2 holes with petroleum, 3 holes with petroleum quality and 2 holes with gas (but not feasible).
XIII	Tsagaan Els	Gobi Energy Partners LLC	Gravity survey on 1,779 physic points, passive seismic survey on 110 physic points, 2D seismic survey on 917.7 km longitude area Drilled 2 boreholes.
XIV	Zuunbayan	Gobi Energy Partners LLC	Gravity survey on 3,512 physic points, passive seismic survey on 100 physic points, 2D seismic survey on 1,028 km longitude area Drilled 2 boreholes.
XVI	Nyalga	Sheiman LLC	2D seismic survey on 787.4 km longitude area. Drilled 2 boreholes and found 1 hole with petroleum quality.
XI	Galba	Zong Heng You Tian LLC	2D seismic survey on 1,316 km longitude area, 3D seismic survey on 358.92 km ² area. Drilled 14 boreholes and tested. Found 3 holes with petroleum and 11 holes with petroleum quality. Produced 1,517 m ³ petroleum as part of testing
XXIV	Dariganga	Apexpro Investment	Gravity survey on 2,278 physic points and 2D seismic survey on 210 km longitude area.
XXIII	Sulinheer	Shunkhlai Energy LLC	Gravity survey on 3,993 physic points, seismic survey on 6,904 km longitude area. Currently doing 2D seismic survey on 480 km area.
VII	Borzon	Empire Gas Mongolia	Gravity survey on 6,102 physic points, 2D seismic survey on 470 km longitude area, 3D seismic survey on 446.5 km ² area. Drilled 1 borehole.
XVIII	Kukhnuur	NPI LLC	Gravity survey on 9,861 km ² , magnetic survey on 5,470 physic points, 2D seismic survey on 2,410.2 km longitude area. Drilled 5 boreholes and found 4 holes with petroleum quality. Testing done at 1 hole.
X	Tukhum (North)	Sansar Geology Exploration	Microlepton first and second stage survey, gravity survey on 5,338 physic points, magnetic survey on 55,242 physic points, 2D seismic survey on 1,131 km longitude area. Drilled 2 holes
XXVI	Tsaidam	Sansar Geology Exploration	Microlepton first and second stage survey, gravity survey on 5,126 physic points, magnetic survey on 38,730 physic points, 2D seismic survey on 578.5 km longitude area. Drilled 1 hole
XVII	Bayantumen	Magnai Trade LLC	Gravity survey on 2,996 physic points, magnetic survey, 2D seismic survey on 1,072 km longitude area.
X	Tukhum (South)	Mongolyn Alt Company LLC	Magnetic survey on 17,500 km longitude area and 2D seismic survey on 345.3 km area.
XXVII	Sukhbaatar	Wolf Petroleum LLC	Geological drawing on 23,047 km ² area, and gravity and 2D magnetic survey on 453 km longitude area
IX	Nomgon	Sansar Geology Exploration	Transferred responsibilities of PSA to Umnud Mongolyn Petroleum (UMP) company. UMP had work plan approved but not started exploration work.
I	Uvs	Mongolia Gladwell Uvs Petroleum LLC	Currently drilling 2 boreholes.
II	Khar Us	Renova Ilch LLC	Signed PSA on July 5, 2015. Under license application process
XXVIII	Kherlentokhoi	Hong Kong Velpek Industrial LLC	Signed PSA on May 12, 2015. Under license application process

Source: Information provided by the Petroleum Authority of Mongolia to M.EITI

5.1.5.3 Key production regions and exports (REQ 3.5a,b)

The following table shows details of petroleum production licence holders and their production and export data. According to the Petroleum Law, petroleum producing entities share their revenue from produced petroleum with GoM at a percentage specified in the PSA signed with GoM. As agreed terms of the PSA are not disclosed, the agreed percentage share to the GoM and petroleum producing entity in the PSA are unknown.

2014 production and exports of petroleum				
Entity	Area code	Production (barrels '000)	Export (barrels '000)	GoM share of revenue (MNT m)
Petrochina Daqing Tamsag LLC		6,966	6,450	263,543
Toson-Uul	XIX	4,638	4,265	NP
Tamsag	XXI	2,328	2,185	NP
Dong Sheng Jonggong Petroleum Development Group	97	441	440	22,031
Total		7,407	6,890	285,574

Source: the Petroleum Authority of Mongolia

Note: Area codes correspond to the map in Section 5.1.5.1.

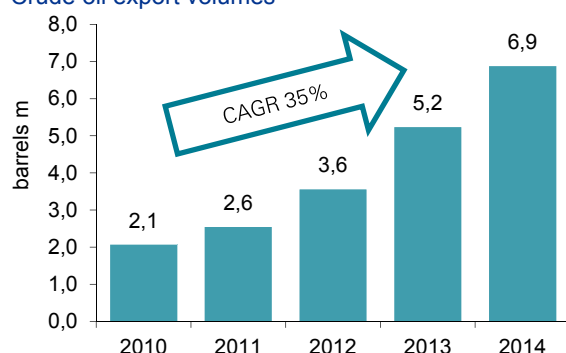
For production specific data please see PAM's data sent to EITI located at <http://www.eitimongolia.mn/sites/default/files/uploads/validationworks/PAM.pdf>

5.1.5.4 Petroleum products (REQ 3.4c)

Crude oil

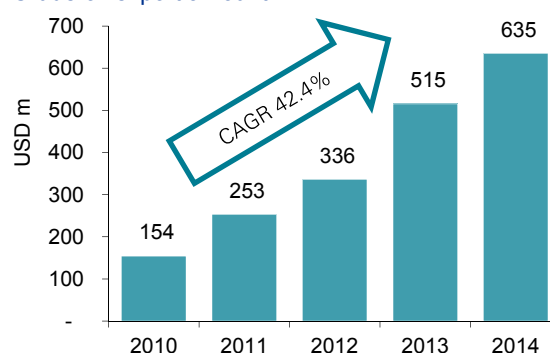
According to Bloomberg Business, the crude oil price averaged USD 97.13 per barrel and USD 91.17 per barrel in 2013 and 2014, respectively. Furthermore, Bloomberg states that the crude oil price decrease is due to increased production in the USA and reduced demand from China and Europe. However, Mongolian crude oil exports have been steadily increasing year on year.

Crude oil export volumes



Source: Prepared based on data received from the Mongolian Customs Office

Crude oil export amount



Source: Prepared based on data received from the Mongolian Customs Office

Gas

In March 2014, the Korea Gas Corporation (KOGAS) signed a Memorandum of Understanding with Erdenes Tavan Tolgoi JSC and Elgen LLC to cooperate in the production of unconventional energy sources, being coal-bed methane.

5.1.6 Uranium overview (REQ 3.3)

The main use of uranium is to power nuclear power plants. NEC is a GoM authority that issues licences to perform uranium exploration and production activities. As of 31 December 2014, Mongolia had 57 uranium areas with exploration and production licences held by 13 EI entities. The only uranium production licence holder in Mongolia is Shin Shin, which operates at a 102 hectares area in Dashbalbar, Dornod. The remaining 56 licences are for uranium exploration activities.

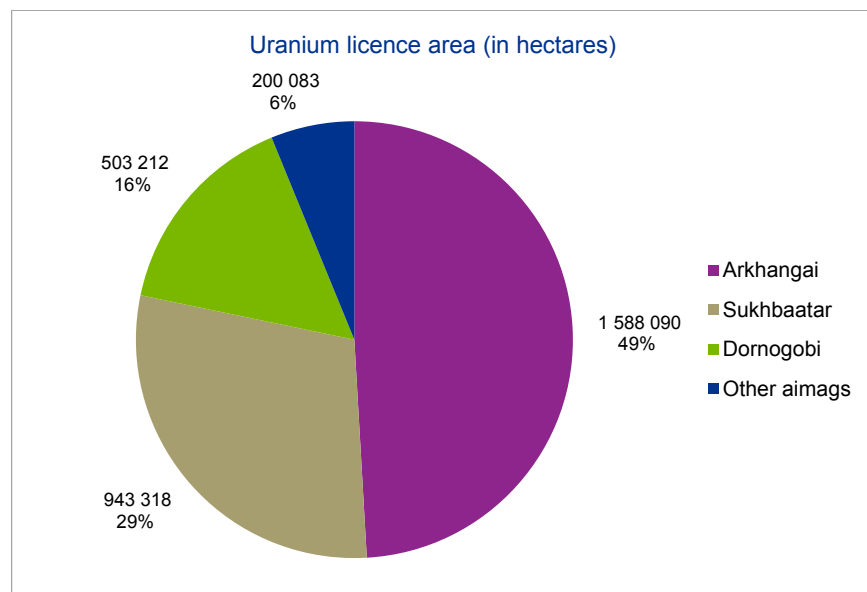
The following table shows the list of uranium licences as of 31 December 2014.

Uranium licences							
Licence no.	Company name	Area name	Area size (ha)	Aimag	District	Issued date	Expiration date
13911x	Cogegobi	Khureen	25,707	Sukhbaatar	Ongon	2008.07.22	2014.07.22
13908x	Cogegobi	Khartoiron	38,350	Sukhbaatar	Ongon	2008.07.22	2014.07.22
13907x	Cogegobi	Shuut	43,852	Sukhbaatar	Dariganga and Asgat	2008.07.22	2014.07.22
14017x	Cogegobi	Dundnart	90,139	Sukhbaatar	Dariganga, Naran and Ongon	2008.08.18	2014.08.18
13871x	Cogegobi	Bolortukhaa	20,628	Sukhbaatar	Erdenetsagaan	2008.07.09	2014.07.09
13912x	Cogegobi	Khukhnuden	48,117	Sukhbaatar	Erdenetsagaan	2008.07.22	2014.07.22
14131x	Cogegobi	Tsagaanbulag	48,713	Sukhbaatar	Bayandelger	2008.09.09	2014.09.09
12251x	Cogegobi	Bogd-Uul	91,077	Dornogobi	Ulaanbadrakh	2006.11.27	2015.11.27
11946x	Cogegobi	Zuuvchovoo	78,950	Dornogobi	Ulaanbadrakh and Sainshand	2006.08.29	2015.08.29
11921x	Cogegobi	Dulaan	36,498	Dornogobi	Ulaanbadrakh	2006.08.18	2015.08.18
12080x	Cogegobi	Uushiingobi	9,621	Dornogobi	Sainshand	2006.10.09	2015.10.09
14191x	Cogegobi	Sukhai	1,361	Dornogobi	Sainshand	2008.09.23	2014.09.23
13910x	Cogegobi	Olomt	6,518	Sukhbaatar	Bayandelger	2008.07.22	2014.07.22
12146x	Cogegobi	Khongiltsav	22,079	Dornogobi	Sainshand	2006.10.25	2015.10.25
12147x	Cogegobi	Temeet	4,276	Dornogobi	Sainshand	2006.10.27	2015.10.25
13546x	Cogegobi	Ulaanbadrakh-Uul	15,933	Dornogobi	Ulaanbadrakh	2008.04.15	2014.04.15
12295x	Cogegobi	Zuun-Ukhaa	8,448	Dornogobi	Ulaanbadrakh, Sainshand	2006.12.20	2015.12.20
10860x	Cogegobi	Umnut	2,958	Dornogobi	Ulaanbadrakh	2005.11.30	2014.11.30
4817x	Cogegobi	Dulaan-Uul	38,418	Dornogobi	Ulaanbadrakh	2002.08.30	2011.08.30
14722x	Cogegobi	Khairkhan	57,341	Sukhbaatar	Erdenetsagaan	2009.02.09	2015.02.09
14478x	Cogegobi	Usan Tolgoi	14,365	Sukhbaatar	Erdenetsagaan	2008.12.01	2014.12.01
14721x	Cogegobi	Javkhlan Tolgoi	93,524	Sukhbaatar	Erdenetsagaan	2009.02.09	2015.02.09
14429x	Cogegobi	Ukhaa Ovoo	48,938	Sukhbaatar	Ongon	2008.11.19	2014.11.19
14853x	Cogegobi	Shiveet	13,310	Sukhbaatar	Asgat	2009.04.16	2015.04.16
13074x	MUC Resources	Bulagt	2,941	Dornod	Bayandun and Dashbalbar	2007.12.20	2013.12.20
12755x	MUC Resources	Khoidulaan-2	251	Dornod	Bayandun and Dashbalbar	2007.09.27	2013.09.27
12751x	MUC Resources	Mukhar-Ulaan-3	301	Dornod	Bayandun and Dashbalbar	2007.09.27	2013.09.27

Uranium licences							
Licence no.	Company name	Area name	Area size (ha)	Aimag	District	Issued date	Expiration date
12105x	MUC Resources	Bayant	1,528	Selenge	Bayangol	2006.10.11	2015.10.11
13556x	MUC Resources	Khatgal-1	2,910	Dornogobi	Dalanjargalan and Airag	2008.04.17	2014.04.17
12754x	MUC Resources	Khoidulaan-1	939	Dornod	Dashbalbar	2007.09.27	2013.09.27
12753x	MUC Resources	Mukhar-Ulaan-2	113	Dornod	Bayandun	2007.09.27	2013.09.27
12752x	MUC Resources	Mukhar-Ulaan	163	Dornod	Dashbalbar, Bayandun	2007.09.27	2013.09.27
12796x	Gravimag	Dornod-2	5,664	Dornod	Dashbalbar, Bayandun	2007.10.09	2013.10.09
7856x	Zaraya Holdings	Gargantolgoi	11,689	Dornogobi	Ulaanbadrakh and Erdene	2004.07.02	2015.07.02
14591x	Zaraya Holdings	Dadynkhartolgoi-2	12,430	Dornogobi	Khuvsgul	2005.01.19	2014.01.19
7685x	Emeelt Mines	Arbulag	7,251	Dornod	Bayandun	2004.06.10	2013.06.10
4969x	Emeelt Mines	Ulaan Nuur-2	6,746	Dornod	Dashbalbar, Bayandun, Bayandun	2002.10.08	2011.10.08
1021x	Gurvansaikhan	Choir	35,470	Dundgobi, Dornogobi	Dalanjargalan, Bayanjargalan and Undurshil	1998.02.24	2012.01.15
1018x	Gurvansaikhan	Gurvansaikhan	20,738	Dundgobi	Gurvansaikhan	1998.02.24	2012.01.15
1068x	Gurvansaikhan	Ulziit	79,221	Sukhbaatar	Uulbayan and Tuvshinshiree	1998.02.19	2012.01.15
1017x	Gurvansaikhan	Khairkhan	31,702	Dundgobi	Ulziit	1998.02.24	2012.01.15
9688x	EAM Exploration	Engerar	1,647	Tuv	Bayan	2005.05.02	2014.05.02
13082x	EAM Exploration	Sevsuuliin Bulag	1,538	Bayankhongor	Jinst	2007.12.21	2013.12.21
10081x	EAM Exploration	Ulaan Nuur	1,504	Dornogobi	Airag	2005.06.28	2014.06.28
13387x	EAM Exploration	Unegt	11,047	Umnugobi	Bulgan	2008.03.19	2014.03.19
14889x	EAM Exploration	Ingenii-1	32,557	Dornogobi	Ugun and Altanshiree	2007.06.13	2016.06.13
14890x	EAM Exploration	Ingenii-2	9,593	Dornogobi	Ugun and Altanshiree	2007.06.13	2016.06.13
14891x	EAM Exploration	Ingenii-3	5,680	Dornogobi	Ugun and Altanshiree	2007.06.13	2016.06.13
14659x	GIMR	Den Brigad	15,050	Umnugobi	Bulgan	2009.01.20	2015.01.20
12685x	TMOB	Khukhdel	17,131	Dundgobi	Ulziit	2007.09.06	2013.09.06
3367x	Adamas mining	Erkht Ovoot Tolgoi	39,762	Dornod	Dashbalbar	2001.03.02	2014.03.02
Ts-001X	Mongol Uranium	Shuvuun Uul	117,231	Dornogobi	Saindulaan, Sainshand and Ulaanbadrakh	2010.12.30	2013.12.30
Ts-002X	Mongol Uranium	Khuiten Uul	105,937	Sukhbaatar	Ongon, Naran and Dariganga	2010.12.30	2013.12.30
Ts-003X	Mongol Uranium	Kheremiin Tsagaan Undur	208,659	Sukhbaatar	Erdenetsagaan	2010.12.30	2013.12.30
5355X	Nuclear Energy Mongolia	Asar Uul	1,567,381	Arkhangai	Jargalant	2003.01.30	2014.02.01
5359X	Nuclear Energy Mongolia	Daldyn Ovoo	20,709	Arkhangai	Jargalant	2003.01.30	2014.02.01
247 A	Shin Shin	Ulaan	102	Dornod	Dashbalbar	1997.05.20	2017.05.20

Source: the Nuclear Energy Commission

The chart below shows uranium licensed areas by aimag in hectares:



Source: Prepared based on data received from the Nuclear Energy Commission

5.1.7 Implementation of mining activity plan

5.1.7.1 Implementation of mining activity plans

According to information provided by the MRAM, a total of 119 companies, excluding coal producers (see the next Section), provided details about the implementation of mining activity plans in 2014. Please refer to Appendix 18.a for the companies' details. A summary of these mining activity plans and their implementations is as follows:

Implementation of mining activity plan by minerals										
Mineral type	Number of companies	Earth removal ('000 cubic meters)			Ore mining ('000 tons)			Ore processing ('000 tons)		
		Plan	Actual	%	Plan	Actual	%	Plan	Actual	%
Copper-gold	1	59,864	40,976	68%	49,541	35,950	73%	33,939	27,872	82%
Copper and molybdenum	1	7,667	9,128	119%	28,900	29,433	102%	26,000	26,123	100%
Gold	48	52,429	50,217	96%	7,348	6,730	92%	9,424	8,669	92%
Gypsum	1	6	6,000	100,000%	2	3	127%	-	2	-
Tungsten	3	-	-	-	11,815	294	2%	11,815	294	2%
Gravel	7	180	116	64%	842	691	82%	842	723	86%
Fluorspar	11	946	44,432	4,697%	20,917	20,759	99%	218	20,751	9,519%
Nickel, lead	1	204	13	6%	242	-	-	242	-	-
Iron	13	40,590	18,373	45%	21,871	12,097	55%	20,935	11,480	55%
Lead	1	165	82	50%	134	73	55%	134	73	55%
Zinc	2	3,936	1,391	35%	471	478	101%	439	404	92%
Zeolite, gypsum	1	14	7	53%	77	14	18%	77	-	-
Clay	7	25	16	65%	146	8,099	5,547%	154	8,104	5,262%
Clay, gravel	1	20	11	56%	188	99	53%	188	99	53%
Limestone	6	238	1,259	530%	1,279	1,374	107%	935	502	54%
Sand	5	26	14	53%	219	229	105%	179	114	64%
Sand, gravel	9	2,864	155	5%	63,006	422	1%	62,977	392	1%
Sand stone	1	29	7	23%	660	31	5%	660	48	7%

Source: Information provided by the Mineral Resources Authority of Mongolia

Implementation of mining activity plan (Coal)

Coal is regulated under a different department within MRAM and the reporting on implementation plan is different than for other minerals. A total of 39 coal-producing companies have reported their mining plan implementation. Major implementations of coal mining activities in 2014 are set out below. Refer to Appendix 18.b for details of the largest coal mining companies' implementation of mining activities.

Implementation of mining activity plans by company									
Companies	Earth removal (‘000 cubic meters)			Coal production (‘000 tons)			Coal sales (‘000 tons)		
	Plan	Actual	%	Plan	Actual	%	Plan	Actual	%
Baganuur JSC	18,600	17,269	93%	5,532	3,617	65%	5,532	3,683	67%
Shivee Ovoo JSC	8,250	6,775	82%	2,000	1,939	97%	2,000	1,936	97%
Sharyn Gol JSC	5,560	7,730	139%	1,400	750	54%	1,325	620	47%
Aduunchuluun LLC	1,400	1,047	75%	490	523	107%	460	523	114%
Erdenes Tavan Tolgoi (Baruun Tsankhi)	18,000	10,254	57%	5,000	3,614	72%	4,400	3,689	84%
Energy Resources LLC	82,390	26,264	32%	10,000	4,619	46%	9,113	5,301	58%
Khangad Exploration LLC	2,686	-	0%	-	-	-	249	248	100%
Southgobi Sands LLC	15,579	5,482	35%	2,500	1,559	62%	2,000	2,057	103%
Tavan Tolgoi JSC	10,350	1,537	15%	2,000	645	32%	2,090	636	30%
Chinhua Mak-Nariin Sukhait	6,000	707	12%	1,200	514	43%	1,100	648	59%
Total	86,425	77,065	89%	30,122	17,780	59%	28,268	19,339	68%

Source: Information provided by the Mineral Resources Authority of Mongolia

5.2 El licences

Mineral and petroleum related operations require different licences and licensing processes. Mineral licensing processes are described in Section 5.2.1 and petroleum licensing processes are described in 5.2.2.

5.2.1 Mining licensing regime (REQ 3.10)

Mineral exploration and production processes are governed by the Minerals Law. According to the Minerals Law, the cadastre unit of MRAM issues both exploration and production licences.

5.2.1.1 Mineral licence awarding process

Mineral exploration licence awarding process

The following table summarises the process for awarding a first-time exploration licence; i.e. where no other entity has held an exploration licence for the requested area.

Exploration licence awarding process - initial issuance		
Steps	Authority	Action
Step 1	MRAM	Obtain application number
Step 2	MRAM	Submit application with: <ul style="list-style-type: none"> - Request to receive exploration licence; - Requestor's official description; - Copy of state registration certificate; - 2 copies of map showing location, intersection and boundaries of area requested for exploration; - Application fee payment; - Document showing required professional staffing; - Evidence of tax-payer residence in Mongolia; and - Exploration work plan showing work scope, duration and cost.
Step 3	Cadastre unit of MRAM	Check topography of the requested area and determine whether it is available.
Step 4	Governor's office	Send exploration licence request to aimag or Capital Governor's office to respond within 30 days. If no response is given within 30 days, MRAM assumes the Governor approved the request.
Step 5	MRAM	Pay for annual fee for the first year within 10 business days.
Step 6	Cadastre unit of MRAM	Issue exploration licence for 3 years. Exploration licence can be extended three times for 3 years each.

Source: the Minerals Law

Mineral production licence awarding process

According to the Minerals Law, an existing exploration licence holder applying for a production licence is considered before other applicants for production licences in the same area.

Process to change exploration licence into production licence		
Steps	Authority	Action
Step 1	MRAM	Submit request <ul style="list-style-type: none"> - Exploration licence must not be expired; - Evidence showing that rehabilitation work is performed as planned when requesting for exploration licence along with statements from regional governor and environmental and water inspector(s); - Reserve must be approved by the Mineral Council; - Topography showing location of the area, including soum, aimag or district, city; - Copy of state registration certificate; - Evidence of tax-payer residence in Mongolia; - Application fee payment; and - Environmental impact study.
Step 2	Legal unit of MRAM	Determine if there is any restriction for legal authorities and no unpaid amount is remaining.
Step 3	Cadastral unit of MRAM	Check if the exploration licence is registered in Cadastral system.
Step 4	Cadastral unit of MRAM	Check topography to make sure the area in interest does not overlap with other licensed area, water reserves, special purpose area and protected reserves.
Step 5	Coal and mining unit of MRAM	Check if the requestor is capable of undertaking production and rehabilitation work.
Step 6	Legal unit of MRAM	Check whether the requestor complied with the plans of the head of Cadastral unit and other laws and regulations.
Step 7	Cadastral unit of MRAM	Approves the topography with coordinates. MRAM reviews production licence submission and must respond within 20 business days. If denied, cause and legal precedence must be included as part of the denied response.
Step 8	MRAM	Pay annual fee for the production licence within 10 days from receiving approval notice
Step 9	Cadastral unit of MRAM	Issues production licence for 30 years within 3 days from first annual fee payment. Production licence can be extended twice for 20 years each.

Source: the Minerals Law

During the M.EITI Inception Workshop, it was agreed by MSG to take one exploration licence and document the process of changing to a production license. As such, KPMG reviewed production licensing procedure documents of Unurjonsh LLC (MV-016708), which produces fluorspar at a 29.57 ha area in Ikh Khet, Dornogobi. Unurjonsh LLC's production licensing procedure appeared to be documented in accordance with the aforementioned steps of the Minerals Law, with one exception. Unurjonsh LLC's production licence area intersected with a government funded exploration area. However, a senior geologist approved a clearance report which said, "Intersected with government funded exploration area, but that area had no Uranium." As part of the submitted documents, the rehabilitation work report was approved by the regional governor, environmental inspector and water inspector.

Mineral licence bidding process

Exploration and production licences may be issued via public tender, if one of the following criteria is met:

- Entity that performed the exploration work did not apply for the related production license;
- Exploration work was performed with state funding;
- Production licence was retracted due to non-compliance with the law or by a court decision; and
- Production licence period expired.

Exploration and production licence bidding process - reissuance		
Steps	Authority	Action
Step 1	MRAM	Issue order to begin bidding process
Step 2	MRAM	Announce bid invitation to the public
Step 3	MRAM	Receive bid offers. Bid closing date shall be no shorter than 30 days from initial invitation announcement for bidding. Bidders must submit: <ul style="list-style-type: none"> - Request to participate in bidding process; - Bidder's official description; - Copy of state registration certificate; - Evidence of tax-payer residence in Mongolia; - Evidence of bid guarantee deposit; - Exploration work plan showing work scope, duration, cost and environmental preservation and protection expenses; - Notarized list of machinery and equipment to be used for exploration; - Notarized document showing required professional staffing; - Advanced methods and technological solutions for exploration, production and rehabilitation; - Area map showing location and coordination; and - Pay application fee.
Step 4	Selection committee of MRAM	Open technical bid offers in the presence of all eligible participants (one representative per participant)
Step 5	Selection committee of MRAM	Grade bidders' documents based on: <ul style="list-style-type: none"> - Technical (50%) <ul style="list-style-type: none"> o Exploration work plan showing work scope, duration, cost and environmental preservation and protection expenses; o Notarized list of machinery and equipment to be used for exploration; o Notarized document showing required professional staffing; o Advanced methods and technological solutions for exploration, production and rehabilitation; and o Plans to cooperate with the local community. - Financial criteria (50%)
Step 6	Selection committee of MRAM	Open price bid offers
Step 7	MRAM	Approve the decision of the selection committee. The winner of the bid is announced within 5 business day after bids are graded
Step 8	MRAM	Pay annual fee for the first year within 10 business days after the head of MRAM's decision is made
Step 9	Cadastral unit of MRAM	Issue licence based on the decision of the head of MRAM and the selection committee's decision.

Source: Licence bidding regulation of the Mineral Resources Authority of Mongolia

During the M.EITI inception workshop, it was agreed by the MSG to take one licence and document the bidding process. As such, KPMG reviewed the exploration licence bidding procedure documents of Ochir Undraa LLC (XV-019898), which received a licence to perform exploration works at a 8,624.18 ha area in Gurvansaikhan, Dundgobi. Ochir Undraa LLC received XV-019898 exploration licence on 4 November 2015, and therefore was not included in the mineral licence list of 2014. Ochir Undraa LLC's exploration licence bidding procedure appeared to be documented in accordance with the licence bidding regulation of MRAM above. We noted Ochir Undraa's points received for both technical and financial criteria.

Mineral licence transfer process

Mineral licences can be completely or partially transferred between entities under the following conditions:

- If a licence holder merges with another entity, the licence can be transferred to the newly formed entity;
- Subsidiary entities can transfer a licence to their parent entities;
- If an entity purchased original documents and reports of search and exploration works and paid related taxes, the licence can be transferred; and
- If an entity purchased related mine technical equipment and documents and paid related taxes, the licence can be transferred.

Exploration and production licence complete and partial transfer procedures		
Steps	Authority	Action
Step 1	MRAM Cadastre unit	<p>The transferring entity prepares:</p> <ul style="list-style-type: none"> - Transferring licence document; - Copy of state registration certificate; - Evidence of tax payer in Mongolia; - Evidence showing that the licence receiving entity accepts the rights and responsibilities of the transferring entity; - Evidence showing that rehabilitation work is done as planned if a production licence is transferred; - Evidence of 50% of annual rehabilitation expense deposited to a bank account set up by a local governor; - Exploration work plan showing work scope, duration, cost and nature preservation and protection expenses; and - Application fee payment.
Step 2	MRAM Cadastre and Legal units	<p>Check the following:</p> <ul style="list-style-type: none"> - Document completeness; - Validity of licence to be transferred; - Recipient's state registration certificate and evidence of tax payer in Mongolia; - Timely payment of annual licence fees; and - Sufficient exploration expenses are spent. The minimum are: <ul style="list-style-type: none"> o 2-3 years: USD 0.5 per ha o 4-6 years: USD 1 per ha o 7-9 years: USD 1.5 per ha o 10-12 years: USD 10 per ha.
Step 3	MRAM Cadastre unit	<p>Make one of the following decisions within 5 business days from checking the documents in Step 2</p> <ul style="list-style-type: none"> - Approve the transfer of the licence - Request additional documents if the submitted documents are not sufficient; and - Refuse if the recipient is not eligible to receive the licence or if the licence is invalid.

Source: the Minerals Law

The following table shows mineral licences transferred in 2014.

Mineral licence transfers in 2014						
Area name	Area (ha)	Licence no.	Aimag	Soum	Transferor	Recipient
Baruun tsogt	83	MV-013470	Sukhbaatar	Munkhkhaan	Reservoir Moly Mongolia	Nutgiin anar
Baruun Noyon Uul	1,085	MV-017301	Umnugobi	Noyon	Peabody Vinsvey Resources	Khur erdene baylag
Balgan Uul	658	MV-016653	Bayankhongor	Galuut	Jump alt	Ulz gol
Dund bukhug	35	MV-017412	Tuv	Altanbulag	Shijirkhairga	Uran diesel
Bodot	1,369	MV-017430	Khentii	Tsenkhermand	Erdenelinl	AHG metals group
Bayan-Am	27	MV-000282	Bayankhongor	Galuut	Khaangardi	Shijir aranjin
Serven Sukhait	132	MV-009630	Dornogobi	Mandakh	Mongolyn alt MAK	Erdenes tsagaan suvarga
Dalan	345	MV-011281	Dornogobi	Dalanjargalan	GLDV	Steinkohle
Zamiin Bulag	115	MV-012665	Bayankhongor	Galuut	Khaangardi	Shijir-Aranjin
Tsagaan tolgoi	10,541	MV-015041	Umnugobi	Bayan-Ovoo, Nomgon	Southgobi sands	Goldland
Bukhug	37	MV-017231	Ulaanbaatar	Khan-Uul	Namo bridge	Minjiin Khangain tugul
Khorimt	451	MV-016759	Umnugobi	Mandal-Ovoo	Olon Ovoot gold	Burkhandel alt
Zalaa khairkhan uul-4	496	MV-017521	Umnugobi	Khankhongor	Must olon bulag	Golomt bank
Baga naimgan	9	MV-000283	Tuv	Zaamar	Uyangan	Mondulan trade
Kharganii khundii	178	MV-002273	Bayankhongor	Bumbugur	Khana gold and gem mongolia	Auto Stroi
Biluut	273	MV-009427	Dornogobi	Dalanjargalan	Mongolyn alt MAK	Mak cement
Ikh ereelj tolgoi	405	XV-011601	Dornogobi	Dalanjargalan	Mongolyn alt MAK	SGSG group
Bargilttolgoi	23	MV-013653	Dundgobi	Bayanjargalan	Mongolyn alt MAK	Mak cement
Yamaan us	3,757	XV-014555	Khovd	Altai	Mongolyn alt MAK	ZIAN
Zuun kheseg	59	MV-015353	Dundgobi	Delgerkhangai	Mongolyn alt MAK	Mak cement
Zamiin khukh tolgoi	612	MV-015572	Dornogobi	Dalanjargalan	Mongolyn alt MAK	Mak cement
Durvuljin	77	MV-016734	Dornogobi	Airag	Mongolyn alt MAK	Mak cement
Manj tolgoi	88	MV-016735	Dornogobi	Dalanjargalan	Mongolyn alt MAK	Mak cement
Shireegiin khundii	166	MV-016898	Dundgobi	Delgerkhangai	Mongolyn alt MAK	Mak cement
Khukh tolgoi	460	MV-017010	Dornod	Matad	Sodgazar	Spek
Nergui khundii	220	MV-017573	Selenge	Bayangol Mandal	Anod bank	Tod-Undarga
Tsagan davaa-1	54	MV-017546	Ulaanbaatar	Sukhbaatar	Achmandal	Corn-export
Buurliin khundii deed	156	MV-015458	Tuv	Sergelen	Gurvantukhum	Tuvshintur trade
Ingenii am	143	MV-010194	Khentii	Batnorov	Berkh-uul	adulyargeo
Tokhoi bulag	219	MV-000167	Khentii	Norovlin	Berkh-uul	Adulyargeo
Tokhoi bulag	115	MV-001913	Khentii	Norovlin	Berkh-uul	Adulyargeo
Ulziit*	624	XV-016763	Dornogobi	Dalanjargalan	Zeregleh gerel	Khasrich
Khandgait*	275	MV-016947	Selenge	Yruu	Infinite space	Bold tumur yruu gol
Khadat	178	MV-015244	Tuv	Bayankhangai, Ughtaaltsaidam	Oyudaichin	Munkh argal uul
Shavart nuur-2	3,890	XV-014531	Dornod	Matad	Golden goblet	Shanxi coking and coal chemical union mongolia

Mineral licence transfers in 2014						
Area name	Area (ha)	Licence no.	Aimag	Soum	Transferor	Recipient
Urt tsagaan	21,251	XV-014858	Dornod	Matad	Golden goblet	Shanxi coking and coal chemical union mongolia
Bayan-Us	12,269	XV-014859	Dornod	Bayantumen, Matad	Golden goblet	Shanxi coking and coal chemical union mongolia
Avdrant	1,960	XV-010407	Tuv	Bayandelger, Erdene	Olova	Principal investment
Ulzii nuga-3	314	XV-011084	Selenge	Orkhontuul	Alliance gold	Alliance gold titem
Ulzii nuga	65	XV-011085	Selenge	Orkhontuul	Alliance gold	Alliance gold titem

Source: the Mineral Resources Authority of Mongolia

5.2.1.2 Mineral licensing transparency aspects (REQ 3.9)

The following information about mineral licensing processes and related information is publicly available on MRAM's website:

- Coordinates of areas open for exploration as set by the State;
- Coordinates of areas under negotiation per request of applicants;
- Coordinates of areas under dispute in court;
- Coordinates of areas, for which applicants requested exploration license;
- Coordinates of areas open for bidding;
- List of newly issued production and exploration licences from cadastre unit;
- List of valid production and exploration licenses;
- List of areas for which applicants requested production and exploration licenses;
- Changes in production and exploration licenses; and
- List of areas requesting funding to continue production and exploration.

5.2.1.3 Mineral licence public register (REQ 3.9)

The cadastre unit of MRAM makes mineral licence information publicly available free of charge through its website¹¹. Additional access to restricted parts of its website, where more detailed information is available, can be requested by entities which wish to obtain additional information. This additional access allows a user to view the issue date and the exploration date of each licence which are required by the EITI Standard. KPMG requested this additional access from the MRAM cadaster unit on 1 July 2015 and received it on 10 July 2015. The following table summarizes the further information available through this additional access.

Comparison of available data from mineral licence public register	
Licence registry with public access	Licence registry additional access
ID	ID
Registration number	Registration number
Licence holder	Licence holder
Licence type	Licence type
Status of license	Status of license
Area name	Area name
Area size	Area size
Area coordinates	Area coordinates
	Aimag
	Issued date
	Expiration date
	Company type
	City
	Licence type
	Status (valid or expired)

Source: Cadastre unit of the Mineral Resources Authority of Mongolia

Similar to the cadastre unit of MRAM, M.EITI also makes mineral licence information publicly available, including licence number, area name, area size, commodity produced, licence holder, licence issued date and expiration dates on their website¹² free of charge.

The licence application date, required by the EITI Standard REQ 3.9b, is not disclosed on the cadastre unit of MRAM's or M. EITI's websites.

¹¹ <http://cmssc.mram.gov.mn/cmssc#cid=1>

¹² <http://e-reporting.eiti.mongolia.mn/portalMap/1/>

5.2.2 Petroleum licensing regime (REQ 3.10)

The Petroleum Law governs petroleum search, exploration and production processes in Mongolia. Petroleum search operations include geological, geochemical and geophysical activities undertaken to determine the state of conventional and unconventional petroleum in the region, whereas petroleum exploration operations include geological, geochemical, geophysical, drilling and production testing activities undertaken to determine conventional and unconventional petroleum reserves. Petroleum production includes the development and actual production of conventional and unconventional petroleum resources. According to the Petroleum Law, MoM issues both exploration and production licenses, whereas search licences are granted by PAM.

5.2.2.1 Petroleum licence awarding process

There are three types of petroleum licenses:

- Search license;
- Exploration licence – requires PSA; and
- Production licence – requires PSA.

Petroleum search licence awarding process

Search licence awarding process		
Steps	Authority	Action
Step 1	PAM	Submit application to PAM with: <ul style="list-style-type: none"> - Area location and size; - Work plan during search period; - Technical and human resource capacity; - Work funding capacity and source; and - Annual work plan.
Step 2	PAM	PAM responds to the request within 30 business days. If two or more entities apply for the same location, PAM compares proposals based on the following criteria: <ul style="list-style-type: none"> - Technical, human resources and financial capacity; - Whether search methodology meets international standards; and - Rehabilitation plan.
Step 3	PAM	Petroleum search contract is signed with PAM for up to 3 years.

Source: the Petroleum Law

PSA signing process

A PSA must be signed prior to petroleum exploration and production licence applications. The following table shows the PSA signing process.

PSA signing process		
Steps	Authority	Action
Step 1	PAM	Submit an application to negotiate PSA to PAM with the following terms specified: <ul style="list-style-type: none"> - Government's share of net extracted petroleum; - Royalty; - Ceiling percentage of recoverable cost of petroleum extraction; - Amount of investment in exploration; - Amount to be used for environmental rehabilitation; - Training bonus amount; - Signing bonus amount; - Commencement of production bonus amount; - Production increase bonus amount; - Local development bonus amount; - Support for representative office; and - Other terms beneficial to the GoM.
Step 2	PAM	Upon receipt of the aforementioned PSA terms, PAM negotiates with the applicant, agrees upon the terms within 60 days and sends draft PSA to MoM
Step 3	MoM	Examines the draft within 30 days and delivers it to GoM
Step 4	GoM	Approval or denial decision within 60 days of its receipt
Step 5	PAM	If GoM grants the right, PAM signs PSA with the applicant within 30 days
Step 6	PAM	PAM notifies the regional governor's office

Source: the Petroleum Law

Petroleum exploration licence awarding process

Exploration licence awarding process		
Steps	Authority	Action
Step 1	MoM	Submit application to MoM with: <ul style="list-style-type: none"> - Copy of PSA; - Environmental impact assessment; - Work plan; and - Evidence of deposit in an escrow account equal to the 3% of investment in exploration work for environmental rehabilitation.
Step 2	MoM	Issue exploration license <ul style="list-style-type: none"> - Conventional exploration licence for up to 8 years. Exploration licence can be extended twice for up to 2 years each. - Unconventional exploration licence is issued for up to 10 years and can be extended once by up to 5 years. - Exploration period starts at the signing of the PSA - PAM notifies regional governor's office about issuance or extension of exploration licenses.

Source: the Petroleum Law

Note: Conventional petroleum operations, including exploration and production, relate to crude oil, while unconventional petroleum operations relate to natural bitumen, peat, oily sand, gas sand, gas shale and coal methane

Petroleum production licence awarding process

According to the Petroleum Law, an exploration licence holder applying for a production licence is considered before other applicants applying for a production licence in the same area.

Production licence awarding process		
Steps	Authority	Action
Step 1	MoM	Submit application to MoM: <ul style="list-style-type: none"> - MoM's statement on petroleum reserve; - Annual work plan and budget; - Operations plan; and - Topography showing coordinates and boundaries.
Step 2	MoM	Approval of work plan
Step 3	MoM	Evidence of deposit in an escrow account for 1% of the licence holder's profit within 60 days from approval of annual work plan
Step 4	MoM	Issue production license <ul style="list-style-type: none"> - Conventional production licence for up to 25 years. Exploration licence can be extended twice for up to 5 years each. - Unconventional exploration licence is issued for up to 30 years and can be extended once by up to 5 years.
Step 5	PAM	PAM notifies the regional governor's office about issuance or extension of production licenses.

Source: the Petroleum Law

During the M.EITI Inception Workshop, it was agreed by MSG to take one exploration licence and document the process of changing it to a production license. As such, KPMG reviewed the production licensing procedure documents of Dong Sheng Jonggong Petroleum Development Group petroleum productions at petroleum-area-97. As Dong Sheng Jonggong Petroleum Development Group's petroleum production licensing procedure was initially issued on 15 June 2010, the aforementioned steps (as shown in the table above) under the amended Petroleum Law (amended 1 July 2014) were not taken upon its initial issuance. Later, the aforementioned steps, with the exception of the operations plan, were taken to make Dong Sheng Jonggong Petroleum Development Group's petroleum production licence compliant with the amended Petroleum Law, and a new production licence was issued on 6 October 2015 for eight years.

Petroleum licence bidding process

When an exploration or production licence is returned to MoM, it reissues the licence via a public tender. An exploration or production licence can be returned when one of the following events take place:

- Exploration work is performed with state funding;
- Entity that performed search work, did not apply for an exploration license;
- Entity that performed exploration work, did not apply for production license;
- Entity that was performing exploration or production work decided not to continue operations;
- Entity refused to sign PSA;
- Licence retracted due to non-compliance with law or by court decision;
- Licence period expired; or
- Entity and PAM did not come to agreements on the terms of PSA.

Exploration and production licence bidding process - reissuance		
Steps	Authority	Action
Step 1	PAM	PAM announces a tender invitation to the public at least 3 times via their website and the daily newspapers
Step 2	PAM	<p>PAM receives bid offers for 60 days. The bid closing date should be announced 5 days after the first licence applicant submits its bid. Bidders must submit:</p> <ul style="list-style-type: none"> - Copy of state registration certificate; - Bidder and its financier's official description; - Power of attorney document of bidder's representative, including contact information and address; - Evidence showing applicant's technical and professional capabilities; - Evidence of required funding; - Exploration work plan and budget; - Payment of application fee of USD 20,000 to PAM's bank account; and - If the applicant has a business partner, description of the partner's involvement and responsibilities.
Step 3	PAM	PAM notifies the applicant with notice of receipt within 5 business days from receiving the application
Step 4	MoM and PAM	MoM and PAM keep applicant's documents confidential until contract is signed
Step 5	PAM	<p>PAM grades applicants based on the following criteria and chooses the one that is most beneficial for GoM</p> <ul style="list-style-type: none"> - Government's share of net extracted petroleum; - Royalty rates; - Ceiling percentage of gross extracted petroleum; - Investment amount; - Amount to be used for environmental rehabilitation; - Training bonus amount; - Signing bonus amount; - Commencement of production bonus amount; - Production increase bonus amount; - Local development bonus amount; - Support for representative office; and - Other terms beneficial to GoM.
Step 6	PAM	PAM notifies the result to applicants
Step 7	PAM	PAM negotiates and agrees upon PSA with the applicant within 60 days and sends draft PSA to the MoM
Step 8	MoM	MoM examines the draft within 30 days and delivers it to GoM
Step 9	GoM	GoM makes approval or denial decision within 60 days from receipt
Step 10	PAM	If GoM grants the right, PAM signs PSA with the applicant within 30 days

Source: the Petroleum Law

5.2.2.2 Petroleum licensing transparency aspects (REQ 3.9)

PAM states that in accordance with the legal framework, PAM makes the licensing processes available to the public through its website. The information provided includes:

- Map showing locations of identified petroleum regions;
- List of areas licensed to perform exploration work;
- List of areas licensed to perform production work;
- List of areas under PSA negotiation;
- List of areas under licence application; and
- List of relinquished licence areas.

5.2.2.3 Public register of petroleum licence statistics (REQ 3.9)

PAM makes information about 22 petroleum licences publicly available¹³, including licensed area names, area codes that correspond to the map on PAM's website and licence holders, free of charge. However, the public register of licences does not disclose several items of information mandated by the EITI Standard REQ 3.9b, including coordinates of the licence area, date of application, date of award, duration of the licence and commodity produced.

M.EITI makes information about 20 petroleum licences publicly available, which is two less licences compared to PAM, including licence number, area name, area size, licence holder, licence issued date and expiration dates, on its website¹⁴ free of charge.

Coordinates of the licence area, date of licence application and commodity produced, required by the EITI Standard 3.9b, are not disclosed on PAM's or M. EITI's websites.

The following tables show the petroleum licences for which information is publicly available on the PAM website.

Petroleum production licenses			
Area	Area name	Holding company	Parent company
XIX	Toson-Uul	Petrochina Daqing Tamsag LLC	Petro China Company Limited
XXI	Tamsag	Petrochina Daqing Tamsag LLC	Petro China Company Limited
97		Dong Sheng Oil Mongolia LLC	Sinopec Limited

Source: the Petroleum Authority of Mongolia

Petroleum exploration licenses		
Area code	Area name	Holding company
XX	Matad	Petromatad Invest Limited
IV	Bogd	Capcorp Mongolia LLC
V	Ongi	Capcorp Mongolia LLC
XV	Tariach	China Golden Sea Petroleum Investment
XIII	Tsagaan Els	Gobi Energy Partners LLC
XIV	Zuunbayan	Gobi Energy Partners LLC
XVI	Nyalga	Sheiman LLC
XI	Galba	Zong Heng You Tian LLC
XXIV	Dariganga	Apexpro Investment
XXIII	Sulinheer	Shunkhlai Energy LLC
VII	Borzon	Empire Gas Mongolia
XVIII	Kukhnuur	NPI LLC
X	Tukhum (North)	Sansar Geology Exploration
XXVI	Tsaidam	Sansar Geology Exploration
XVII	Bayantumen	Magnai Trade LLC
X	Tukhum (South)	Mongolyn Alt Company LLC
XXVII	Sukhbaatar	Wolf Petroleum LLC
IX	Nomgon	Sansar Geology Exploration
I	Uvs	Mongolia Gladwell Uvs Petroleum LLC

Source: the Petroleum Authority of Mongolia

¹³ <http://english.pam.gov.mn/content/Companies-that-are-conducting-petroleum-exploration-activities-according-to-the-10679.shtml>

¹⁴ <http://e-reporting.eitimongolia.mn/portalMap/1/>

5.3 Distribution of revenue

5.3.1 State financial system (REQ 3.7b)

The Parliament of Mongolia and GoM are the main entities that oversee the management of the state financial system. GoM prepares the projection of revenues and expenditures in the annual budget proposal and presents it to Parliament.

The annual budget proposal consists of the following:

- State budget, outlining the revenue and expenditure of GoM;
- Local budget, broken down into city, district, aimag, and soum budgets;
- Human Development Fund budget, generated and spent in accordance with the Human Development Fund Law of Mongolia. The purpose of this fund is to distribute a certain part of the revenue from extractive industries to citizens;
- Social Insurance Fund budget, generated and spent in accordance with the Social Insurance Law of Mongolia. The main purpose of this fund is to finance social benefits that are available to citizens; and
- Health Insurance Fund budget, generated in accordance with the Social Insurance Law and the Health Insurance Law of Mongolia and spent in accordance with the Health Insurance Law.

Parliament authorises all the above sub-parts of the annual budget proposal except for the local budget that requires final authorization from the Citizens' Representative Khural (Council).

According to the Budget Law, the national budget revenue consists of tax and non-tax revenues.

- Tax revenues include:
 - Taxes and fees set by the General Tax Law of Mongolia
- Non-tax revenues include:
 - Dividends paid by state owned legal entities, legal entities owned by local government, and entities with state and local government participation;
 - Royalties for the use of properties owned by state and local government;
 - Privatisation, sales, and rental income from properties owned by state and local government;
 - Penalties;
 - Side operational revenue of budgetary entities;
 - Loans and aid to the government; and
 - Other income collected in the budget in accordance with laws and regulation.

5.3.2 Legislation related to national budget

The main legislation applicable to the national budget system consists of the Constitution of Mongolia, the Fiscal Stability Law, the Budget Law, and other legislative acts enacted in accordance with the Budget Law.

According to the Constitution of Mongolia, the Parliament has the superior right to authorise the annual budget plan as a whole and its performance report. In general, the Budget Law regulates the national

budget. As stated in the Budget Law, the purpose of the Law is to establish principles, systems, composition and classification of the budget; to implement special fiscal requirements; to define authorities, roles and responsibilities of bodies that participate in the budget process; and to regulate matters that arise in connection with budget preparation, budget approval, spending, accounting, reporting and auditing.

Another important law with regard to the revenue contribution of mineral resources to the national budget is the Fiscal Stability Law of Mongolia. As stated in the Fiscal Stability Law, the purpose of the law is to create renewable wealth, make investments that support economic development and generate financial savings from mineral revenues. The law establishes principles of fiscal requirements and special fiscal requirements for ensuring fiscal stability; determines rights, duties and responsibilities of state bodies regarding implementation and monitoring of these principles and requirements; and regulates the matters that may arise out of or in connection with its purpose.

The Fiscal Stability Law provides that the consolidated budget revenue shall be estimated by using a structural revenue policy. As explained in the IMF Country Report No. 14/64, structural revenue is based on the revenues that would be received if the prices of major minerals were at a particular level, defined as a 16-year moving average of mineral prices. In this law, a major mineral is described as one generating at least three percent of the national budget revenue, whereas the 16-year moving average of mineral prices comprises actual prices over the past 12 years and projected prices for the current year and the next three years. When the revenue generated from the market price of a major mineral is more than the structural revenue calculated, the Fiscal Stability Fund accumulates the difference.

5.3.3 EI revenue distribution in the national budget (REQ 3.7a)

The allocation of revenues generated from EI in accordance with the related Mongolian laws, including the Budget Law, the Human Development Fund Law, and the Government Special Fund Law, can be summarised as follows:

Allocation of revenue generated from extractive industries as of end of 2014					
	State budget	General local dev. fund	Fund for city and aimag	Fund for district and soum	Human dev. fund
Mineral resources royalties	25%	5%	NA	NA	70%
Mineral resources exploration and production licence fees	100%	NA	NA	NA	NA
Oil exploration and production licence fees*	70%	NA	20%	10%	NA
Oil resources royalties*	70%	30%	NA	NA	NA

Source: the Ministry of Finance, the Budget Law

*Note: Added to the Budget Law in accordance with its Amendment of 1 July 2014.

In May 2015, Parliament passed an amendment to Article 60 of the Budget Law and the Human Development Fund Law, with the purpose of increasing local participation and benefits from the extractive industry. The new amendment requires that 65% of the revenue from mineral resources royalties shall go to the Human Development Fund while 5% of it shall go to the General Local Development Fund. The Local Development Fund shall accumulate 30% of remaining balance after deducting royalties accumulated from legal entities implementing government related big projects and activities from total mineral resources royalties..

The amendment also requires 50% of the revenue from mineral resources exploration and production licence fees to be transferred to the Local Development Fund. The effective date for these new requirements is 1 January 2016. In addition, the Budget Law was amended on 1 July 2014, updating the allocation of revenue from oil resources royalties and oil exploration and production licence fees.

The above table shows the updated allocation of revenues in accordance with the Budget Law but does not include these recent amendments of May 2015.

Revenues from dividends and sales of shares received by GoM from legal entities holding licences for strategically important deposits are accumulated in the Human Development Fund in accordance with the Human Development Fund Law.

Per the information provided by MoF to M.EITI Secretariat, other taxes and fees from legal entities operating in the extractive industries are allocated to the appropriate funds as instructed by the annual budget policy of the corresponding year and the General Tax Law of Mongolia.

5.3.3.1 Sub-national transfers

According to the Budget Law, the following indicators must be considered in defining transfers from the General Local Development Fund to local budgets in the fiscal year:

- Development index of local government;
- Population;
- Population density, remoteness and size of territory; and
- Tax initiatives of local government.

According to the Budget Law, when allocating the mineral resources royalties from the General Local Development Fund to local budgets, the amount to be allocated per head of population shall be up to 10% higher in areas where mining operations are occurring, compared against amounts allocated to non-mining areas. The capital city and aimags must reallocate no less than 60% of transfers allocated from the General Local Development Fund to district and soum development funds, taking into consideration the above indicators.

As requested in KPMG's additional information template, the MoF has disclosed amounts of allocations from mineral resources royalties made to each aimag's General Local Development Fund and transfers made to the Human Development Fund in accordance with the General Local Development Fund Law and the Human Development Fund Law.

MNT million

Allocations of mineral resources royalties to the General Local Development Fund		
Aimag	2013 allocation	2014 allocation
Arkhangai	685	618
Bayan-Ulgii	699	598
Bayankhongor	621	638
Bulgan	437	395
Govi-Altai	437	372
Dornogovi	487	412
Dornod	566	586
Dundgovi	305	382
Zavkhan	518	468
Uvurkhangai	817	743
Umnugovi	564	423
Sukhbaatar	420	458
Selenge	805	582
Tuv	690	593
Uvs	591	501
Khovd	627	614
Khuvsgul	938	923
Khentii	540	474
Darhan-Uul	752	603

Allocations of mineral resources royalties to the General Local Development Fund		
Aimag	2013 allocation	2014 allocation
Ulaanbaatar	9,791	8,040
Orkhon	758	635
Govi-Sumber	112	102
Total	22,159	19,160

MNT billion

Allocations to the Human Development Fund					
Income	2010	2011	2012	2013	2014
Mineral resources royalties	117.2	268.6	330.7	325.0	404.0
Dividends	41.0	45.0	110.0	68.3	15.0
Total	158.2	313.6	440.7	393.3	419.0

KPMG requested all aimags to disclose sub-national transfers made to their Local Development Fund, Human Development Fund, and other transfers. Two of the aimags, Bayan-Ulgii and Khentii disclosed transfers made to the regions by MoF. According to the disclosures, the governor's office of Bayan-Ulgii aimag received MNT 6.9 billion in 2014, which was distributed to the governor's offices of soums in Bayan-Ulgii aimag. Khentii aimag disclosed that its Local Development Fund received MNT 8.4 billion, of which MNT 4.9 billion was distributed to soums in the aimag in 2014. For amounts of transfers made to soums in Khentii aimag, please refer to Appendix 19. Revenue sharing formulae for transfers from aimag to soums were not provided by any of the aimags, though it was part of the requested materials.

5.3.4 Revenues for specific programmes (REQ 3.8a)

5.3.4.1 The Fiscal Stability Fund

Per the information provided by MoF to M.EITI Secretariat, a total of MNT 308.5 billion was accumulated in the Fiscal Stability Fund in 2014. When the market-selling price of a specific mineral is lower than the projected selling price, and therefore it causes a shortage in projected revenue of the state budget, the Fiscal Stability Fund should make up this shortage.

5.3.4.2 The General Local Development Fund

As stated in the Budget Law, the state budget reallocates funds to local budgets in order to support local development and to aim for equality of regions in Mongolia, thus leading to the General Local Development Fund. The General Local Development Fund has the following revenue sources:

- 25% of total VAT from goods and services except imported goods and services;
- 5% of the received mineral resource royalties;
- Grants and donations rendered by domestic non-governmental organisations and official foreign aid to support local development;
- Transfers from lower level funds to upper level funds; and
- 30% of the oil resource royalties.

Per the information provided by MoF to M.EITI Secretariat, revenue of MNT 21.2 billion from mineral resources royalties was allocated to the General Local Development Fund in 2014.

Each city, district, aimag, and soum has their corresponding development funds, commonly referred to as the Local Development Fund. The main revenue source of these Local Development Funds is from the transfers allocated from the General Local Development Fund and contributions from certain extractive industries revenue, which are detailed in Section 5.3.3.

5.3.4.3 The Human Development Fund

The Human Development Fund was established to create savings and an incremental permanent reserve from EI revenue. As stated in the Budget Law, the Human Development Fund consists of revenues that are collected and spent in accordance with the Human Development Fund Law, which was approved by Parliament on 18 November 2009. Parliament renews the Human Development Fund policy each year. The fund has the following revenue sources:

- Dividends from and sale of government shares in legal entities holding production licences of strategically important mineral deposits;
- 70% of mineral resources royalties from legal entities extracting and producing mineral resources;
- Net profit from the Human Development Fund's investments in securities and bonds; and
- A certain part of loans and prepayments received in regards to the usage of strategically important mineral deposits.

As mentioned in the 2014 audit report of the Human Development Fund by MNAO, revenue distributed to the fund was MNT 419 billion which is 76.2% realised from a plan of MNT 549.7 billion. The lower amount is due to the decline in the global market price of the major minerals. As stated in the 2014 audit report of the Human Development Fund by MNAO, there was a 40% decline in the domestic price of coal, a decrease in sales of iron ore from eight million tonnes to five million tonnes, and a decrease in gold royalty rates from 9% to 2.5%. According to Article 17 of the Human Development Fund Law, Mongolian citizens may receive benefits from this fund through payments for pension and medical insurance, payments for apartment purchases, cash, medical and education service payments and cash for children.

5.3.4.4 The Future Heritage Fund Draft Law

On 12 June 2015, Parliament held the first debate on the draft of the Law on the Future Heritage Fund, which was submitted by the President of Mongolia on 13 Oct 2014. As published in the Mongolian Mining Journal website, the purpose of the draft law is to create a mechanism to collect a part of the minerals revenues and other State income, and put these into a fund for future generations, together with regulating the use of the money in the fund, and to be called the Future Heritage Fund. If approved by the further plenary session of the Parliament, the Future Heritage Fund will replace the existing Human Development Fund in 2018.

According to this draft law, the fund should consist of the following:

- Dividends received from SOEs and other entities in possession of production licences for mineral deposits of strategic importance, and the proceeds from the sales of such shares;
- The remaining balance after distribution to the Fiscal Stability Fund in accordance with the Fiscal Stability Law, or 70% of the mineral royalty payments collected in the budget in accordance with Article 47 of the Minerals Law;
- The remaining balance of the fund's net investment income after 10% of the fund's net investment income is transferred to the state budget starting from 2030;
- 50% of additional revenues collected to the state budget from legal entities conducting production of mineral resources as specified in Article 4.1.7 of the Minerals Law, by means of amending or revising laws and regulations of Mongolia, creating taxes through newly approved laws, or amendments made to the rate and level of taxes;
- Starting from 2018, 20% of the excess amount collected in the state budget over the base year's targeted minerals' revenues, excluding revenues mentioned above, is to be collected in the fund.

If approved, the draft law, which has seven chapters and 37 articles, will regulate the activity of the Future Heritage Fund and management and organisation of the legal entity implementing the fund's asset management.

5.3.5 Country's budget and audit processes and government forecast for the country's budget (REQ 3.8b,c)

The state audit organisation audits, assesses, and advises on the financial statements and operational performance of the following in accordance with the State Audit Law:

- Performance of revenue and expenditures of state and local budget;
- State and local government entities;
- Legal entities with partial involvement of state and local government ownership; and
- Projects and programmes with financial support of state and local government budget.

The state audit organisation consists of the MNAO and Specialized Audit Offices in each aimag of Mongolia that are affiliated with the MNAO.

According to the MNAO website, the MNAO formulates an annual action plan along with a long-term mission plan of the State audit organisation. When formulating the plans, MNAO prepares the drafts and presents them to the Budget Committee of Parliament. When it is selecting topics and entities for comprehensive audit engagements, the MNAO focuses on issues that are receiving public attention at the time and considers its human and financial resources and auditing duration accordingly. All institutions related with state funding and ownership are audited every year either in a brief manner conducted by MNAO affiliated audit offices or in a more comprehensive manner conducted by the MNAO.

The MNAO publishes its performance and audit reports each year. The audit report of MNAO reveals the findings of issues and their causes and typically includes recommendations that are compulsory to adopt. In general, recommendations from the previous year's audit report should be reflected in the entity's financial statements and operational performance of the subsequent year. If it is not reflected and no progress is made, the MNAO can issue an official notice ordering the entity to implement the changes within the specific time frame set, which varies depending on the complexity of the issues. If the official notice does not produce any results, further regulatory actions can be taken.

For the 2014 performance report of MNAO, please refer to the website:

<http://www.audit.mn/images/files/2015on/MNAO-ActivityReport2014.pdf>

For the 2014 national budget planning and performance, please refer to the website:

<https://www.mof.gov.mn/>

Government forecast for the country's budget

As per the information provided by MoF to M.EITI Secretariat, MoF conducted a forecast of expected revenues from EI for the upcoming three years. According to the forecast, MNT 1,132.4 billion of revenue from EI is projected in 2016, while it will decrease to MNT 1,041.8 billion in 2017. The figure is expected to increase again to MNT 1,154.3 billion in 2018. This forecast was based on three main factors, which are macroeconomic factors, the projected price of extractive resources on global markets, and the operational plans of legal entities in Mongolian EI.

5.4 State participation in EI

5.4.1 Financial relationship between government and SOEs (REQ 3.6a)

According to the Minerals Law of Mongolia, mineral resources naturally occurring on the land and underground areas of Mongolia are the property of the State. As per amendments to the Minerals Law which came into an effect in April 2015, the percentage of the state share in a mineral deposit shall be established in accordance with an agreement on the deposit's production. Amendments to the Minerals Law also designated that the state may participate jointly with a private legal entity, with up to a 50% share, in the production of a mineral deposit of strategic importance where state funded exploration was used to determine proven reserves. The law states that the percentage of State ownership of a strategically important mineral deposit where no state funds were spent on exploration work and determination of reserves may be up to 34% depending on the expected economic benefits and profitability of the deposit.

The transfer of money other than taxes between SOEs and GoM is primarily governed by the Human Development Fund Law of Mongolia which was approved in 2009. The Human Development Fund Law states that income from dividends and from sales of shares of legal entities, including SOEs, with production licences for strategically important mineral deposits should be transferred to the Human Development Fund. The law also dictates that a certain part of loans and prepayments received with regard to the usage of strategically important mineral deposits should be transferred to the Human Development Fund.

Dividends paid to the state budget in 2014 are set out in the table below:

MNT million

Dividends paid to state government in 2014				
Entity	Paid to	Net profit	Dividends to be paid in 2015	Dividends paid in 2014
Erdenet Mining Corporation LLC	Human Development Fund	167,514	NP	15,000

Source: Net profit and dividends data received from SOEs through additional information templates

Dividends paid to local government budgets in 2014 are set out in the table below:

MNT million

Dividends paid to local government in 2014				
Entity	Paid to	Net profit	Dividends to be paid in 2015	Dividends paid in 2014
Tavan Tolgoi JSC	Local government	3,685	3,107	20,574
Mogoin Gol JSC	Local government	97	4	2

Source: Net profit and dividends data received from SOEs through additional information templates

Law on State and Local Property

In 1996, the Parliament of Mongolia passed the Law on State and Local Government Property with the objective to regulate matters in relation to the rights of legislative and executive organisations concerning ownership rights over state and local government property; the level of authority of a legal person with state property and its administration; and the principles and regulations governing the activity of an organisation implementing policy over state property.

According to Article 21 of this law, entities owned by the national or local government shall not take loans from third parties or raise capital by issuing shares without prior approval from either the state central administrative body in charge of budget and finance, or the aimag or Citizen's Representative Khural (council).

5.4.2 Brief introduction to SOEs (REQ 3.6b)

According to State Property Committee data as of 25 February 2015, there are 83 enterprises with state ownership, participating in a wide range of sectors:

State owned entities by type	
Entity type	Count
Joint stock companies – 100% state ownership	48
State owned limited liability companies	9
State owned ventures	15
Enterprises with state participation	3
Joint ventures	4
Other enterprises	4
Total	83

Source: the State Property Committee

The following table illustrates the state and locally owned companies participating in EI sector and the beneficial ownership information provided by SOEs (please refer to Section 5.5.1.1 for beneficial ownership information of companies included in this report).

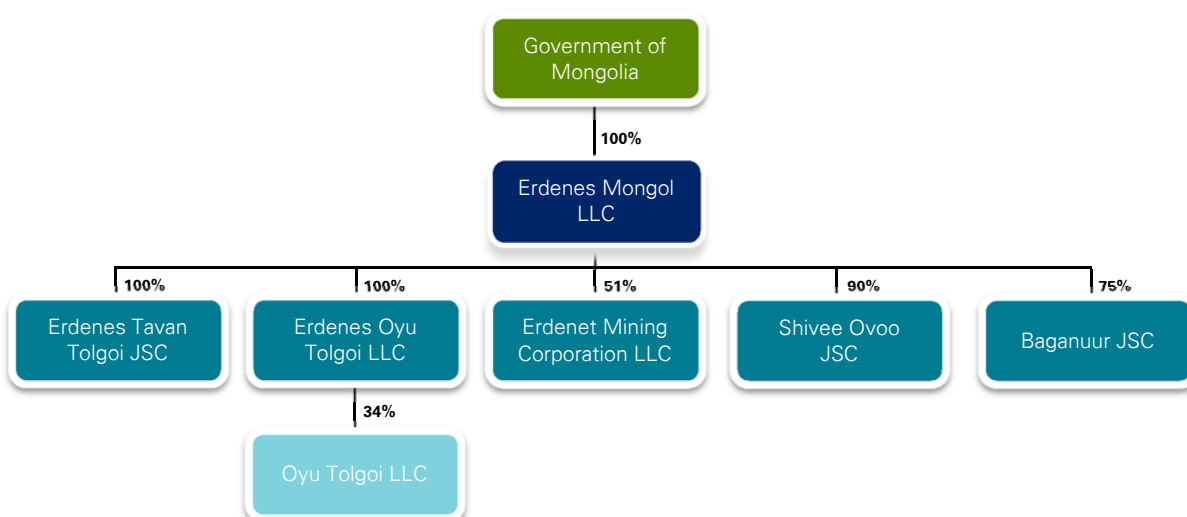
State owned companies			
Entity name	Type of property	Mineral	In-scope of reconciliation
Nationally Owned			
Erdenes Mongol LLC	100% state-owned	Various	Yes
Erdenes Tavan Tolgoi JSC	Erdenes Mongol LLC owns 100%	Coal	Yes
Oyu Tolgoi LLC	Erdenes Oyu Tolgoi LLC owns 34%, Turquoise Hill owns 66%	Copper, gold	Yes
Erdenet Mining Corporation LLC	Erdenes Mongol LLC owns 51%, Russian Government owns 49%	Copper, molybdenum	Yes
Shivee-Ovoo JSC	Erdenes Mongol LLC owns 90%, others – 10%	Coal	Yes
Baganuur JSC	Erdenes Mongol owns 75%, others - 25%	Coal	Yes
Darkhan Metallurgical Plant JSC	GoM owns 100%	Iron ore	Yes
Mongolrostsvetmet LLC	GoM 51%, Russian Government 49%	Gold, fluorite, coal and silver	Yes
Ulaanbaatar Tumor Zam Chuluun Zavod LLC	GoM 50%, Russian Government 50%	Construction material-Gravel	Yes
Khorikh 443-r angi	State owned enterprise	Coal	Yes
SHTN	State owned enterprise	Construction materials	No
Avdrant Khaikhan	State owned enterprise	Granite	No
Mon Czech Uranium	State participated enterprise	Uranium	No
Bulgan aimag's Khorikh 439-r angi	State owned enterprise	Construction material	No
Uul uurkhain avrakh angi	State owned enterprise	Coal	No
Khentii aimagiin shuuhiin shiidver biyluuleh alba	State owned enterprise	Construction material	No
Shuuhiin shiidver guitsetgeh alba	State owned enterprise	Construction material	No

State owned companies			
Entity name	Type of property	Mineral	In-scope of reconciliation
Locally Owned			
Tavantolgoi JSC	Local government ownership 51%, private ownership 49%	Coal	Yes
Mogoin Gol JSC	Local government ownership 51%, private ownership 49%	Coal	Yes
Bayanteeg JSC	Local government ownership 70%, private ownership 30%	Coal	Yes
Sukhbaatar Uul Uurkhai	Locally owned enterprise	Tungsten	No

Source: Mineral Resources Authority of Mongolia and publicly available sources

Erdenes Mongol LLC (100% state owned)

Erdenes Mongol is a special purpose company created in order to represent GoM's stake in developing and owning nationally strategic mineral deposits within the territory of Mongolia. It holds equity shares in five of Mongolia's largest mining assets - Oyu Tolgoi LLC (indirectly via Erdenes Oyu Tolgoi LLC), Erdenet Mining Corporation JSC, Erdenes Tavan Tolgoi JSC, Baganuur JSC, and Shivee Ovoo JSC.



Source: Prepared based on the Erdenes Mongol LLC website

Establishment of Erdenes Mongol LLC¹⁵

Erdenes Mongol LLC, through its subsidiaries, invests in mining activities producing copper, gold, molybdenum, silver, coking and thermal coal, zinc concentrates, iron ore, mixed metal and phosphorite. The company was founded in 2007 in accordance with Government Resolution No.266 (15 November 2006) and the State Property Committee Resolution No.52 (22 February 2007), and is based in Ulaanbaatar.

In connection with Parliamentary Resolution No.27, which identified certain “strategically important” deposits, Parliament introduced the Human Development Fund Law in 2009, to accumulate the State’s

¹⁵ Source: The 2013 M.EITI Report, Erdenes Mongol LLC website

mining sector revenues from those strategic deposits and distribute them equally to Mongolian citizens. According to Article 8.2 of the Human Development Fund Law, SOEs shall be the vehicle to implement the ownership rights of the state share in legal entities that hold production licences of strategically important deposits. A strategically important deposit is defined as a deposit large enough that it could potentially impact on national security or economic and social development of the country at a national or local level.

The company's charter was revised and approved as per Government Resolution No.347 dated 12 October 2013.

Erdenes Tavan Tolgoi JSC (100% owned by Erdenes Mongol)

Erdenes Tavan Tolgoi JSC was founded in 2010 and is based in Tsogttsetsii soum, Umnugovi aimag. Erdenes Tavan Tolgoi operates as a subsidiary of Erdenes Mongol LLC to commercialise the Tavan Tolgoi strategic coal deposit. Tavan Tolgoi is one of the largest coking coal deposits in the world, with 7.4 billion tonnes of thermal and coking coal resources. The Erdenes Tavan Tolgoi mine is located 540 km south of Ulaanbaatar and 270 km from the Chinese border.

Oyu Tolgoi LLC (34% indirectly owned by GoM)

Previously, Erdenes Mongol controlled a 34% share of Oyu Tolgoi LLC on behalf of the government, in accordance with an agreement with Rio Tinto (the ultimate controlling shareholder of Turquoise Hill) signed on 6 October 2009. In 2011, Erdenes Mongol transferred its 34% share to its subsidiary, Erdenes Oyu Tolgoi LLC. In 2014, Oyu Tolgoi LLC processed 27.8 million tonnes of ore and produced 563.6 thousand tonnes of copper concentrate.

Erdenet Mining Corporation LLC (51% owned by Erdenes Mongol)

Erdenet Mining Corporation LLC is one of the largest copper mines and processing plants in the world. Its operations and history date back to 1978 when it was established through an intergovernmental agreement between Mongolia and Russia. Since then, the Russian Government has owned a 49% share in the company. In 2014, the plant processed approximately 26 million tonnes of ore and produced 517 thousand tonnes of copper concentrate and 4,053 tonnes of molybdenum concentrate.

Shivee Ovoo JSC (90% owned by Erdenes Mongol)

The Shivee Ovoo mine was commissioned in 1990 and operates in the Shivee Ovoo brown coal deposit located in Govisumber aimag.

The Government holds a 90% share in Shivee Ovoo, with the rest held by private shareholders. The Government shareholding was transferred to Erdenes Mongol LLC in 2013 and currently the company operates as a subsidiary of Erdenes Mongol LLC. Current reserves at the deposit are estimated at 646.5 million tonnes.

Baganuur JSC (75% owned by Erdenes Mongol)

Baganuur JSC was established in 1978 to supply coal for thermal power plants which are part of the Central Energy System (CES) of Mongolia. On 16 March 2013, the Government's interest in Baganuur JSC was transferred to Erdenes Mongol LLC, and it is now managed as a subsidiary of Erdenes Mongol LLC. Its geological reserves have been estimated at 600 million tonnes.

Tavan Tolgoi JSC (Local government ownership 51%, private ownership 49%)

Tavan Tolgoi JSC restructured as a state owned company in 1994, pursuant to Resolution 42 of the privatization committee of the Government of Mongolia. From 1995, Tavan Tolgoi JSC started operating

as a locally owned joint stock company. The Tavan Tolgoi coal mine is located in the central South Gobi region of Mongolia, which is approximately 270km north of the Mongolian-Chinese border.

Mogoin Gol JSC (Local government ownership 51%, private ownership 49%)

Mogoin Gol JSC is a coal mining enterprise, established in 1970. The deposit is located in Khuvsgul aimag and the company has been listed on the Mongolian stock exchange since 1994.

Bayan Teeg JSC (Local government ownership 70%, private ownership 30%)

Bayan Teeg JSC is a coal mining enterprise, established in 1961. Its deposit is located in Uvurkhangai aimag, 560 km from Ulaanbaatar. The company was restructured as a joint-stock company in 1995 and 70% of its share is owned by the local government. The company has been listed on the Mongolian stock exchange since 1994.

Mongolrostsvetmet LLC (GoM 51%, Russian Government 49%)

Mongolrostsvetmet is a fluor spar mining and production company with three underground and two open pit mines and a mineral processing facility. The company produces both acid and metallurgical grade fluor spar and gold concentrates.

Mon Atom LLC (100% state owned)

Mon Atom was established in 2009 by Government Resolution No. 45 on Establishing a State Owned Company. The company's main objective is to conduct geological studies around Mongolia to locate uranium and other radioactive minerals.

Darkhan metallurgical plant JSC (100% state owned)

The Darkhan metallurgical plant was established in 1990 on the basis of Darkhan–Selenge iron-ore deposits. The deposit is listed as a strategic deposit with estimated reserves of 230 million tonnes. Within the framework of a plan to develop Darkhan metallurgical plant into a mining and metallurgical industrial complex, the plant launched its iron ore wet magnetic processing facility in 2014.

Ulaanbaatar Tumur Zam chuluun zavod LLC (GoM 50%, Russian Government 50%)

Ulaanbaatar Tumur Zam chuluun zavod is a Mongolian-Russian joint venture where GoM owns 50% and the rest is owned by the Russian government. The company holds a production licence and it started extracting gravel in the area of Dalanjargalan soum in Dornogovi aimag in 1956.

Khorikh 443-r angi

Although state owned Correction Facility No.443 was included in selected companies for reconciliation, the entity did not send the additional information requested. According to the licence information provided by MRAM, the entity holds a coal production licence and its deposit is located in Khuvsgul aimag.

Other SOEs

Based on the licence information provided by MRAM, we noted some further SOEs as well as those in our reconciliation scope. These SOEs include: SHTN, Avdrant Khaikhan, Mon Czech Uranium, Bulgan aimag's Khorikh 439-r angi, Uul uurkhain avrakh angi, Khentii aimagiin shuuihin shiidver biyluuleh alba, Sukhbaatar uul uurkhai and Shuuihin shiidver guitsetgeh alba. While the majority of these companies held common minerals and coal mining licenses, one company (Sukhbaatar uul uurkhai) had a tungsten mining licence in Sukhbaatar aimag.

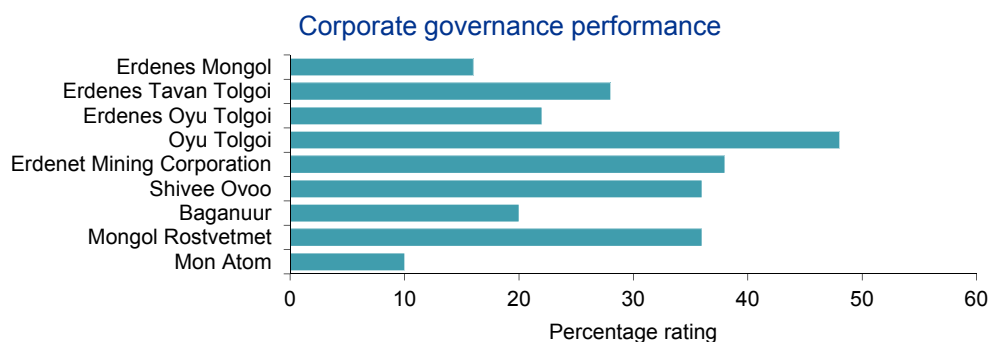
Board of Directors

A total of 8 SOEs have provided BOD information. Please refer to Appendix 20 for BOD information of SOEs.

Corporate governance evaluation survey of state-owned companies

MoM and the Open Society Forum conducted a corporate governance evaluation survey of state owned mining enterprises and published the results as of May 2014. The evaluation survey covered nine SOEs for nine governance categories such as shareholder rights, transparency and openness, extraordinary transactions and oversight structure. Out of a possible evaluation score of 5 points, the average was 1.4, translating to an average percentage rating of 28%.

The outcome of the survey revealed that excluding Oyu Tolgoi LLC, the average score was 26%, which is 22-51 percentage points below some other Asian nations such as Vietnam, Hong Kong, Thailand and the Philippines. While Oyu Tolgoi LLC achieved the highest corporate governance evaluation score at 48%, Mon Atom LLC scored the lowest at 10%.



Source: the Ministry of Mining and the Open Society Forum, Corporate Governance Report, 2014

State participation in petroleum sector

In July 2014, the Parliament of Mongolia approved a revised version of the Petroleum Law, replacing the 1991 Petroleum Law as described in Section 5.1.2. In addition to conventional crude oil products, the law covers other resources such as shale sands, coal-bed methane and natural bitumen amongst others. As the primary regulator, PAM is responsible for matters such as concluding PSAs (as authorised by the government), approval of annual plans, and the supervision of fee payments. Please refer to Section 5.1.3 for more details on the responsible government institutions.

Articles 7, 8 and 9 of the new law delineate the state participation in the oil sector. Specifically, according to the new Petroleum Law, GoM has the right to approve PSAs between the licence holder and PAM, while PAM is responsible for entering into prospective contracts with potential contractors and negotiating the PSA with prospective contract holders. In addition to PAM and GoM, MoM is also responsible for issuing and extending exploration and production licences and approving the reserve estimates submitted by exploration licence holders.

Please refer to Sections 5.5.7 and 5.5.2 for PSA and petroleum Section details.

5.4.3 Sub-national payments (REQ 4.2c)

Sub-national payments by SOEs

We requested subnational payments from all SOEs included in our reconciliation scope. A total of nine SOEs have submitted information on their sub-national payments for 2014:

MNT million

Sub-national payments by SOEs			
Entity name	Paid to	Payment description	Amount
Erdenes Tavan Tolgoi JSC	Umnugovi Tsogtsetsii soum Taxation department	Water usage fees	5
	Umnugovi Tsogtsetsii soum governor's office	Water usage fees	68
	Umnugovi Tsogtsetsii soum Taxation department	Land use fees	237
	Umnugovi Khanbogd soum governor's office	Land use fees	1
	Umnugovi Tsogtsetsii soum Taxation department	Real estate taxes	16
	Chingeltei district Taxation department	Taxes on vehicles and self-moving mechanisms	7
	Ministry of Nature and Environment	50% contribution to environmental protection special account	327
	Local development fund	Others	30
Oyu Tolgoi LLC	Umnugovi Khanbogd soum Taxation department	Water usage fees	9,521
	Umnugovi Taxation department	Land use fees	1,805
	Umnugovi Khanbogd soum Taxation department	Real estate taxes	8,294
	Bayanzurkh governor's office	Real estate taxes	9
	Umnugovi Khanbogd soum Taxation department	Taxes on vehicles and self-moving mechanisms	55
	Bayanzurkh governor's office	Taxes on vehicles and self-moving mechanisms	5
	Umnugovi Khanbogd soum governor's office	Penalties, charges	15
	Umnugovi Khanbogd soum Taxation department	Penalties, charges	8
	Umnugovi aimag governor's office	Penalties, charges	1
	Ministry of nature and environment	50% contribution to environmental protection special account	110
Erdenet Mining Corporation LLC	Bulgan aimag government fund	Fees for use of mineral resources of wide spread	88
	Orkhon aimag government fund	Land use fees	7,892
	City property relation office	Land use fees	2
	Orkhon aimag government fund	Other expenses	3
	Bayanzurkh district Taxation department	Tax on vehicles and self-moving mechanisms	1
	Orkhon aimag government fund	Tax on vehicles and self-moving mechanisms	50
	Ministry of nature and environment	50% contribution to environmental protection special account	64
Shivee Ovoo JSC	GoviSumber Taxation department	Water usage fees	775,746
	GoviSumber Taxation department	Land use fees	3,103
	GoviSumber Taxation department	Real estate taxes	77,721
	GoviSumber Taxation department	Taxes on vehicles and self-moving mechanisms	2,713
Baganuur JSC	Baganuur Taxation department	Water usage fee	219
	Land authority	Land use fees	253
	Baganuur Taxation department	Real estate fees	115
	Baganuur Taxation department	Tax on vehicles and self-moving mechanisms	28
Tavan Tolgoi JSC	Umnugovi Taxation department	Water usage fees	30
	Umnugovi Taxation department	Land use fees	60

MNT million

Sub-national payments by SOEs			
Entity name	Paid to	Payment description	Amount
Tavan Tolgoi JSC	Umnugovi Taxation department	Real estate fees	27
	Umnugovi Taxation department	Tax on vehicles and self-moving mechanisms	5
	Umnugovi Taxation department	State and local dividends	20,574
Mogoin Gol JSC	Taxation department	Real estate taxes	10
	Taxation department	Taxes on vehicles and self-moving mechanisms	1
	Tsetserleg soum's fund	Land use fees	3
	Tsetserleg soum's fund	State and local dividends	2
Mongolrostsvetmet LLC	Khentii aimag Darkhan soum	Water usage fees	10
	Dornogovi aimag Urgun soum	Water usage fees	302
	Others	Land use fees	22
	Finance and state fund department	Land use fees	7
	City land authority	Land use fees	4
	City property relation office	Land use fees	2
	Bayanzurkh district Taxation department	Other expenses	188
	Finance and state fund department	Other expenses	125
	Khentii aimag Taxation department	Other expenses	467
	Dornogovi aimag Airag soum Taxation department	Other expenses	30
	Dornogovi aimag Urgun soum Taxation department	Other expenses	49
	Khentii aimag Taxation department	Real estate fees	39
	Dornogovi aimag Urgun soum Taxation department	Real estate fees	3
	Bayanzurkh district Taxation department	Real estate fees	9
	Khentii aimag Taxation department	Taxes on vehicles and self-moving mechanisms	8
	Finance and state fund department	Taxes on vehicles and self-moving mechanisms	1
Ulaanbaatar Tumor Zam Chuluun Zavod LLC	Dalanjargalan soum, Dornogovi aimag state fund	Fees for use of mineral resources of wide spread	138
	Dornogovi aimag state fund	Taxes on vehicles and self-moving mechanisms	1

Source: Information provided by SOEs

Note: KPMG noted that some of the sub-national payments above as reported by the entities appear high. No verification of these reported figures has been performed.

5.4.4 Transfers between SOEs and government (REQ 4.2c)

Transfers between SOEs and central government

In 2012, approximately USD 310 million was transferred by one of the SOEs to the Human Development Fund. Through the Human Development Fund, the transfer was re-distributed as a cash payment to Mongolian citizens, including a monthly payment of MNT 21,000 for each citizen. In 2014, there was no such transfer of this size between a SOE and government, according to the data received.

Transfers between SOEs and local government

The four SOEs below reported to the M.EITI information related to sub-national transfers between SOE and the local government in 2014:

MNT million

Sub-national transfers in 2014 by SOEs to local government			
Entity name	Government organisation that received money	Payment description	Amount
Erdenes Tavan Tolgoi JSC	Umnugovi aimag KhanKhongor soum	Soum's central area lighting	118.8
	Umnugovi aimag Tsogttsetsii soum	Soum's central area lighting	35,137
	Umnugovi aimag Tsogttsetsii soum's hospital	Vehicle	31,000
	Umnugovi aimag Tsogttsetsii soum's hospital and kindergarten	Maintenance of building	24,335
Mongolrostsvetmet LLC	Tuv aimag Zaamar soum 3 rd bag	According to social responsibility contract, for maintenance of well	2.5
Bayanteeg JSC	Nariinteel soum's city council	Training of local management	2
	Bayanteeg kindergarten	Toy, stationary for study	3
	Bayanteeg elementary school	Landscaping	2
	Bayanteeg hospital	Hospital plant	1
	Nariinteel soum governor office	Young herders conference	2.4
Shivee Ovoo JSC	Govisumber aimag hospital	Donation	0.05

Source: Information provided by SOEs to M.EITI and the information provided by the SOEs

Note: KPMG noted that some of the sub-national transfers above as reported by the entities appear high. No verification of these reported figures has been performed.

5.4.5 Disclosure on loans and loan guarantees (REQ 3.6c)

We requested information on government loans and loan guarantees from all SOEs included in the reconciliation scope. Out of 13 SOEs that were included in our reconciliation report, Shivee Ovoo JSC and Erdenes Tavan Tolgoi JSC disclosed information on loans and loan terms from the government and commercial banks. The remaining SOEs either reported that there were no loans from the government or did not disclose any information pertaining to loans and guarantees from the government.

SOEs	No	Loan / Loan guarantee information	Contract start date	Amount	Contract term/description	Involved parties
Erdenes Tavan Tolgoi JSC	1	Contract No. 3-TZ-B-2012-144	2012	USD 100 million	For railway transportation development	Development Bank of Mongolia, Erdenes Tavan Tolgoi JSC
	2	Contract No. 3-ET-HO-2012-12-162	2012	USD 100 million	For export development	Development Bank of Mongolia, Erdenes Tavan Tolgoi JSC
	3	Contract No. 3-ET-E-2014-210	2014	USD 50 million	For export development	Development Bank of Mongolia, Erdenes Tavan Tolgoi JSC
	Total			USD 250 million		
Shivee Ovoo JSC	1	MNT 1 billion loan from Khas Bank	29 Apr 2015	MNT 1 billion	12 months, 20.4% annual interest	Shivee Ovoo JSC, Khas Bank
	2	MNT 1 billion loan from Khas Bank	10 Jul 2015	MNT 1 billion	12 months, 20.4% annual interest	Shivee Ovoo JSC, Khas Bank
	3	MNT 1.5 billion loan from Golomt Bank	28 Sep 2015	MNT 1.5 billion	12 months, 22.8% annual interest	Shivee Ovoo JSC, Golomt bank
	Total			MNT 3.5 billion		

Source: Information provided by SOEs

5.4.6 Quasi-fiscal expenditures (REQ 3.6b)

We noted that some SOEs producing thermal coal (Shivee Ovoo JSC and Baganuur JSC), makes sales of thermal coal to state-owned power plants at subsidised prices. Although we requested information on quasi-fiscal expenditures from the SOEs included in the reconciliation scope, only Shivee Ovoo disclosed information on quasi-fiscal expenditures incurred in 2014. The remaining SOEs either reported that there were no such expenditures or did not disclose any information related to quasi-fiscal expenditures.

MNT million

Company	Expenditure description	Capital expenditure
Shivee Ovoo JSC	Apartment maintenance	10
	Blasting material plant	750
	Sun protection	24
	Skating rink	16
	Wagon 3000*10000m	5
	Waterline maintenance	32
	Coal crushing building	9
	Gym maintenance	17

Source: Information provided by SOEs

5.5 Other matters

5.5.1 Beneficial ownership of companies (REQ 3.11)

5.5.1.1 Public register and disclosure of beneficial ownership

A register of the beneficial owners of corporate entities as of 2013 is available on the M.EITI website. For 2014, we requested beneficial ownership data from 236 companies. 30 companies responded and provided their ownership data as shown below:

Beneficial ownership of companies							
Company names	Immediate shareholders				Intermediate shareholders		
	Names	Type	Share %	Nationality	Second layer	Third layer	Ultimate owner
AGM Mining LLC	Elcomtek LLC	Private	58.2%				
	Altan-Uul Resources Limited	Private	6.50%				
	Patron	Private	17.65%				
	Yantai Patron Electronics	Private	17.65%				
BHM LLC	Liaoning Sheng Hun Group	Private	55%	China			
	Tiong Kiong King	Individual	45%	Malaysia			
Boroo Gold LLC	Centerra Netherlands	Private	100%	Belgium	Centerra Luxembourg (III) S. ar. L. (100%)	AGR (Luxembourg) S. ar. L. (100%)	Centerra Gold Inc. (100%)
Wolf Petroleum LLC	Wolf Petroleum Limited	Private	100%				
Gobi Ereen LLC	S.Shinebaatar	Individual	100%	Mongolia			
Golden Gobi Mining LLC	Hunnu Resources LLC	Private	60%				
	Narmandakh Batchuluun	Individual	40%	Mongolia			
Mongolroostsvetmet JV	State	Government	51%	Mongolia			
	Rostec	Government	49%	Russia			
Entree Gold LLC		Private	100%				
Oyut-Ulaan LLC	Mongol Metal LLC	Private	90%				
	Quincunx (BVI) Ltd	Private	10%				
Usukh Zoos LLC	Monzol LLC	Private	56%				
	P.Bayartsog	Individual	24%				
	S.Batkhuleg	Individual	20%				
South Gobi Coal Trans LLC	Mongolian National Coal Corporation	Private	50%				
	Munkhbat Tugsjargal	Individual	50%				
Centerra Gold LLC	Centerra Netherlands	Private	100%	Belgium	Centerra Luxembourg (III) S. ar. L. (100%)	AGR (Luxembourg) S. ar. L. (100%)	Centerra Gold Inc. (100%)
Terra Energy LLC	Tellus Commodities PTE. Ltd.	Private	100%	Singapore	Terra Energy Pty Ltd, Singapore (100%)		Guildford Coal Limited, Australia (100%)
Teso LLC	O.Naranbat	Individual	15%				
	O.Damjin	Individual	20%				
	M.Sukhbaatar	Individual	20%				
	O.Sainjargal	Individual	20%				
	O.Tsogtgerel	Individual	25%				

Beneficial ownership of companies							
Company names	Immediate shareholders				Intermediate shareholders		
	Names	Type	Share %	Nationality	Second layer	Third layer	Ultimate owner
Uurt Gold LLC	Bayasgalan Jadamba	Individual	51%	Mongolia			
	Mukarovski Irji	Individual	49%	Czech			
Hun Hua LLC	N.Baatar	Individual	100%	China			
Tsagaan Uvuljuu LLC	Terra Energy LLC	Private	100%		Tellus Commodities PTE. Ltd. Singapore (100%)	Terra Energy Pty Ltd, Singapore (100%)	Guildford Coal Limited, Australia (100%)
Chin Hua MAK Nariin Sukhait LLC			50% 50%	Mongolia Foreign			
Shijir Talst LLC	Oyusuvd Byambaa	Individual	100%				
Shin Shin LLC	Century Star Resources Ltd	Private	100%				
APEXPRO LLC	APEXPRO Investment Ltd	Private	100%	China			
Energy Resource LLC	Energy Resource Corp. LLC	Private	100%		Mongolian Coal Corporation S.A.R.L (100%)	Mongolian Coal Corporation Ltd (100%)	Mongolian Mining Corporation (100%)
Alag Tevsh LLC	Tellus Marketing Pte Ltd	Private	100%		Guildford Coal (Mongolia) Pty Ltd (Australia) 100%		Guildford Coal Limited, Australia (100%)
Bilegt Khairkhan Uul LLC	Hunnu Resources LLC	Private	100%				
Jump Alt LLC	Ts. Bayarmaa	Individual	100%	Mongolia			
Hua Lian LLC	Hua Lian LLC	Private	100%		Liu Guiying (100%)		
Khanshashir LLC		Private	100%				
Shengli Oilfield Dongsheng Jinggong Petroleum Group		State					
BCMM		Private	100%				
Boldtumur Eruu Gol		FDI	100%				

Source: Information provided by EI entities

Please see Appendices 21.a and 21.b for details of BoD and dividends.

5.5.2 Contract transparency

5.5.2.1 The government's policy on disclosure of contracts and licences (REQ 3.12b)

In accordance with the laws currently effective in Mongolia, Government bodies have entered into a range of contracts and agreements with investing companies.¹⁶ These agreements are regulated by several different laws, key examples of which are set out below.

Selected laws governing EI contracts		
Agreement type	Regulating law	Article(s)
PSA	Petroleum Law	17.3
Deposit development agreement	Nuclear Energy Law	29
Investment agreement	Minerals Law	5.3-5.5
	Nuclear Energy Law	30
Concession agreement	Concession Law	20
Agreements made with local authority	Minerals Law	42.9
Joint contracts e.g. agreements on land and water use	Minerals Law	35.3.7

Source: the Petroleum Law, the Nuclear Energy Law, the Minerals Law and the Concession Law

GoM has taken several actions on the disclosure of contracts and licenses, including the assignment of a former Minister of Mineral Resources and Energy, D. Zorigt, to start improving the transparency of information relating to investment agreements and petroleum PSAs, including their execution, product sales and volumes of exports¹⁷. The GoM passed a resolution to make petroleum PSAs publicly available¹⁸ and to approve templates for typical PSA agreements¹⁹. As a result, the PSA template for petroleum exploration and extraction activities was approved by the government on 16 March 2015²⁰.

GoM believes that the establishment of the newly adopted PSA template will have a significant impact on increasing oil exploration activities.²¹ The goals of adopting the template include more clearly defining the rights and responsibilities of public administrative organisations and economic entities for investors, and enabling improved regulation over exploration and extraction activities. Based on amendments to the Minerals Law in 2014, contracts and licences must be approved by Parliament, the government, either MRAM or PAM, and the relevant local authorities.²²

Another of the steps taken by GoM is the establishment of a government policy on the minerals sector, which was approved by Parliamentary Resolution #18 in January 2014. GoM stated the intention behind the policy is to develop open, transparent, and responsible mining. Paragraph 2.1.6 of the policy states that all information about state and privately-funded geological research, exploration, and processing activities at all levels should be publicly disclosed and transparent unless there is a legal prohibition against such disclosure. Furthermore, Paragraph 3.5.2 states that the terms of local development

¹⁶Source: M.EITI IV sub-work group on disclosing EI contracts

¹⁷Source: 8 Resolution No.222, GoM

¹⁸Template: <http://www.pam.gov.mn/content/BYT93I/I9XYH-XYBAAX-I9P93-4782.shtml>

¹⁹Source: M.EITI IV sub-work group on disclosing EI contracts (Mongolian)

²⁰Source: Legal information system <http://legalinfo.mn/law/details/11015>

²¹Source: Publication related to transparency on Ministry of Mining website.

²²Source: M.EITI IV sub-work group on disclosing EI contracts (English)

agreements conducted between an investing company and local self-governing bodies should be transparent.²³ According to the Development Center for Mining in Mongolia, there are no specific terms about contract transparency in other EI sector laws and legislation such as the Minerals Law, Petroleum Law, Law on Nuclear Energy or Law on Investment Property²⁴.

Parliament enacted the Law on Licencing in 1 February 2001 in order to regulate the issuance, suspension and revocation of licences to conduct mineral exploration and mining licences (refer to Section 5.1.2.1). MRAM discloses a list of valid licences and information on changes to these in its website²⁵ on a monthly basis.

5.5.2.2 Disclosure of terms of contracts and licences (REQ 3.12a)

The Development Centre for Mining in Mongolia has concluded that the Mongolian legal framework regarding the disclosure of terms of contracts and licences is unclear. Other than the government policy on the minerals sector (mentioned in the previous Section), the other laws and legislation for the sector have only limited provision on disclosure of contracts. For instance, in Articles 6.4 and 6.5.9 of the Law on Glass Accounts adopted in 2014, it is stipulated that "State and local-government owned entities must disclose information on concession agreements and joint venture agreements publicly". This requires the provision of information about the agreement, but not the whole agreement itself.²⁶

In light of its goal of disclosing contracts in the mineral resources sector and to bring stakeholders to a point of common understanding, M.EITI sub-working group #4 has been performing several actions during the period between May and November 2015. The result is to disclose agreements which have been collected in hard and soft copies by M.EITI during the process on M.EITI's website²⁷. The database was opened in November 2015 and as at the date of writing, 12 agreements have been made public, of which 11 are between local authorities and mining companies. According to the sub-working group #4 progress report, there were 20 oil exploration, 3 extraction, and 16 search agreements in effect as at 1 June 2015. Furthermore, the Oyu Tolgoi Investment Agreement, Stability Agreement and Concession Agreements were already in the public domain.

Another issue raised in related Mongolian laws is linked to the Law on the Right to Information and Information Transparency, and the Organisational Confidentiality Law. Article 21 and Article 3.2 of these Laws, respectively, provide protection for entities which do not wish to disclose information on the grounds of that disclosure might be harmful to the lawful interests of the entity and its competitive advantage in the market, or that information relates to unique and confidential activities of the organization or business entity²⁸.

As such, written permission from the responsible official of the business entity is required in order to disclose confidential information, technological solutions, projects, research documents, and other

²³ Source: Government policy on mineral sector <http://www.legalinfo.mn/law/details/9756>

²⁴ Source: Development Centre for Mining in Mongolia "Current issues and legal framework regarding transparency of contracts in the Mongolian mineral sector"

²⁵ For the listing:

http://www.mram.gov.mn/index.php?option=com_content&view=category&layout=blog&id=14&Itemid=34&lang=mn

²⁶ Source: Development center for mining in Mongolia "Current issues and legal framework regarding transparency of contracts in the Mongolian mineral sector"

²⁷ Source: <http://www.eitimongolia.mn/en/node/4875>

²⁸ Please refer to Development Center for Mining in Mongolia "Current issues and legal framework regarding transparency of contracts in the Mongolian mineral sector"

information²⁹. This does allow for the terms of the contract to be disclosed publicly with the approval of the relevant company. However, a public interest argument has also been made that companies should not have the discretion to refuse to disclose information³⁰.

It is anticipated that disclosure of the terms of contracts and licences will increase through the use of approved templates for key mining contracts in the future. The related projects have been initiated and are in progress.

An example of a new template currently under development is the deposit development agreement template. This has been drafted by MoM, and we understand representatives from local government and CSOs have been provided with an opportunity to discuss the proposed document. Final approval will rest with the Minister for Mining³¹.

Per the 2014 amendment to the Minerals Law, a template for agreements with local authorities must be approved by GoM. The World Bank and Hogan Lovells, a law firm, were appointed to work alongside MoM to create a draft for this template. This will also be made available for consultation with stakeholders prior to final approval.

Disclosure of contracts through KPMG's additional information templates

KPMG requested the selected 236 companies to disclose contracts signed with state and local government departments through additional information templates. 42 companies reported on 167 contracts. Through the templates, information such as a contract's start and end date, purpose, signatories from state and local authorities and companies and whether the contract completion was evaluated were disclosed. Two companies – Noyon Gari LLC and Andiin Temuulel LLC – disclosed the actual contract terms as requested in the additional information. Please see Appendix 22 for details of each of the 167 contract disclosures.

²⁹ Source: Right to Information and Information Transparency Law <http://legalinfo.mn/law/details/374?lawid=374>

³⁰ Please refer to Development Center for Mining in Mongolia "Current issues and legal framework regarding transparency of contracts in the Mongolian mineral sector"

³¹ M.EITI IV sub-work group on disclosing EI contracts

5.5.3 Infrastructure provisions and barter arrangements (REQ 4.1d)

Agreements are sometimes entered into between a government entity and a company in the extractive industry, by which the company provides goods and services in a non-monetary fashion (such as provision of infrastructure), in exchange for rights to the country's natural resources. Examples of infrastructure which could be provided include roads, railways, power plants, schools and hospitals. The benefits to the company could be in the form of exploration or production rights for oil, gas or mineral resources, and other elements such as access to land, energy and water resources. Such arrangements might be referred to as barter arrangements or "minerals for infrastructure" deals³².

Large scale and long-term investments are usually a requirement for exploring, extracting, processing and transporting oil, gas and other natural resources. In order to develop these resources, countries are in need of capital as well as infrastructure development. Resource-rich countries lacking in capital and access to sufficient credit often consider deals where natural resources are used for trade in exchange for the development of infrastructure. These kind of agreements serve as a tool for governments in meeting their infrastructure development needs³³.

KPMG made requests from extractive industry companies as well as relevant government entities for information regarding investments made in infrastructure as part of infrastructure provision and barter arrangements. The information request covered the terms of the contract, stakeholders, and resources pledged by government entities in addition to the actual infrastructure investment details. The information request also covered the details of commissioning.

Based on the 2014 revenue contributions to the state budget, a threshold of MNT 1 billion was set as the benchmark for reporting on the infrastructure provisions and barter arrangement agreements. For the year 2014, no cases of infrastructure provision or barter arrangement agreements (and therefore, no information on commissioning) were reported by or identified from the extractive industry companies or the government entities.

Three companies reported on infrastructure investments independent of any concessions from government through additional information templates requested by KPMG for all companies selected for reconciliation. Please see the table below for details.

Infrastructure investments					
Company name	Agreement details		Description of investment	Date of investment	Investment (MNT m)
	Stakeholders	Contract terms			
Terra Energy LLC	Erdenezam LLC	100% investment	Road construction	July 2013 through 2014	17,866
Usukh Zoos LLC	Mining National Operator LLC and Dorno Urnu LLC	100% investment	13.9 km dirt road improvement project for "Khuren Shand" open pit coal mine in Gurvantes soum of Umnugovi aimag for coal transportation	24 March 2014	1,029
Oyu Tolgoi LLC			Refer to Section 5.5.4 Material mandatory and discretionary social expenditures		

³² <https://guide.eiti.org/ru/node/86#def>

³³ <https://guide.eiti.org/ru/node/86#def>

Terra Energy LLC

The purpose of the investment is to construct a 98.4 km paved road for coal transportation from Baruun Noyon Uul coal mine to the existing paved road that goes from Nariin Sukhait to Shiveekhuren in Noyon soum of Umnugovi aimag. The road construction project is 100% financed by the company and no government concession has been received. The construction company in charge of building the road is Erdenezam LLC. The road construction agreement was signed in July 2013 and construction work began in October 2013, continuing in 2014. Terra Energy LLC plans to transfer the ownership of the road to the local government once its coal mine life ends in 20 years.

Usukh Zoos LLC

Usukh Zoos LLC made a similar investment in a road improvement project for its Khuren Shand open pit coal mine in Gurvantes soum in Umnugovi aimag. The road improvement should extend for 13.9 km from the coal mine to the paved road that goes from Nariin Sukhait to Shiveekhuren. The road construction project is 100% financed by the company and no government concession has been received. Mining National Operator LLC and Dorno Urnu LLC are both engaged in the project. The project agreement was signed on 24 March 2014. The Khuren Shand open pit coal mine life is estimated at 9 years, potentially extending to 15 years if an underground mine is constructed. Usukh Zoos LLC plans to transfer the ownership of the improved road to the local government at the end of its mine life.

Oyu Tolgoi LLC

Infrastructure investments made by Oyu Tolgoi LLC in 2014 were social expenditures by nature. Please refer to Section 5.5.4 Material mandatory and discretionary social expenditures.

In addition to these three companies, Erdenes Mongol LLC reported to M.EITI on public infrastructure investment made in 2014:

MNT million

Company	Investment for public infrastructure	Expenditure description	Capital expenditure	Maintenance expenditure
Erdenes Mongol LLC	Energy Resources LLC	Tavan Tolgoi – Gashuun Suhait road usage right	156,770	-
	Energy Resources LLC	Infrastructure for improving capacity of Gashuun Suhait border crossing	12,748	-
	Gashuun Suhait Road LLC	Maintenance of road	-	4,730
	NP	Maintenance of road	-	14,509

Source: Information provided by SOEs to M.EITI

5.5.4 Social expenditures (REQ 4.1e)

Social expenditure is incurred by companies for the benefit of society, typically the community local to the mine. Social expenditures range from street lighting to greenhouses, to the construction of colleges. From 236 companies, the following 7 companies responded to our request and reported their social expenditures for 2014.

Social expenditures				
Company/Type of expenditure	Expenditure (MNT m)	Beneficiary	Contractor	Notes
Mandatory				
Oyu Tolgoi LLC	10,439			
Expenditure	5,941	Nalaikh District Polytechnical college	NP	SPC Resolution no. 533
Expenditure	1,876	Gobisumber aimag Polytechnical college	NP	SPC Resolution no. 533
Expenditure	2,448	Umnugovi aimag Polytechnical college	NP	SPC Resolution no. 533
Expenditure	174	Southern region power network building	NP	SPC Resolution no. 533
Tsakhirt Ovoo LLC	465			
2km road	465	Sukhbaatar aimag, Uulbayan soum	Arj Capital	NP
Tegshtplant LLC	391			
Technologically improved road	391	NP	NP	NP
Voluntary				
Boroo Gold LLC	524			
Equipment	9	Tunkhel soum, Selenge aimag	Tunkhel Khangai	Contractor
Kherkh service building	15	Mandal soum, Selenge aimag	Noyon Uul	Contractor
Clothes for dance band	2	Mandal soum, Selenge aimag	Puba Taylor	Contractor
Land improvement	10	Mandal soum, Selenge aimag	MMBI	Contractor
Financing for barber shop, beauty store and sowing workshop	4	Mandal soum, Selenge aimag	Quant service Tugs Khurts	Contractor
Camera for photographer	2	Mandal soum, Selenge aimag	Consulting	Contractor
Financing for barber shop, beauty store and sowing workshop	28	Mandal soum, Selenge aimag	MTSh	Contractor
Education	2	Bayangol soum	Jotuukhei	Contractor
Well	15	Mandal soum, Selenge aimag	Erdene Drilling	Contractor
Street lighting	183	Mandal soum, Selenge aimag	Mandal Suljee	Contractor
Service building - 60%	77	Mandal soum, Selenge aimag	Selenge Tavan	Contractor
Service building repair and maintenance	15	Mandal soum, Selenge aimag	Han	Contractor
Soum's 90th anniversary	5	Mandal soum, Selenge aimag	Mandal soum Development Public	Contractor
Road signs	9	Mandal soum, Selenge aimag	development fund	Contractor
Summer camp	30	Mandal soum, Selenge aimag	Urgatsiin Dallaga	Contractor
Street lighting	15	Mandal soum, Selenge aimag	Mandal Suljee	Contractor
Greenhouse	101	Selenge aimag	Tovbarjurla	Contractor
Energy Resources LLC	655,405			
Coal - Dalanzadgad PP	334,449	NP	NP	Social expenditure calculated on assumption 1 tonne of coal equals MNT 15,000
Coal - Kharkhorum soum	23,917	NP	NP	
Coal - Khanbogd soum	10,239	NP	NP	

Social expenditures				
Company/Type of expenditure	Expenditure (MNT m)	Beneficiary	Contractor	Notes
Culture preservation project. Copy Ganjuur and Danjuur historical scripts into cyrilic.	286,800	NP	Tsogt Tsag cultural center	
Erdenes Tavan Tolgoi LLC	105			
Projector, cable and other equipment	6	Khankhongor soum, Umnugovi aimag	NP	NP
Heating furnace	2	Khondot, Khankhongor soum, Umnugovi aimag	NP	NP
Lighting	35	Tsogttsetsii soum office, Umnugovi aimag	NP	NP
Car	31	Tsogttsetsii soum hospital, Umnugovi aimag	NP	NP
Repair	31	Tsogttsetsii soum hospital, Umnugovi aimag	NP	NP
Oyu Tolgoi LLC	3,477			
Camel statue	84	Khanbogd soum, Umnugovi	NP	NP
Well	148	Khanbogd soum, Umnugovi	NP	NP
Road	236	Khanbogd soum, Umnugovi	NP	NP
Polytechnical college	53	Khanbogd soum, Umnugovi	NP	NP
Transporation project	24	3 soums, Umnugovi	NP	NP
Public garden	1,368	Khanbogd soum, Umnugovi	NP	NP
Stationery	63	Khanbogd soum, Umnugovi	NP	NP
Drilling for well	1,283	Khanbogd soum, Umnugovi	NP	NP
Fuel	90	Khanbogd soum, Umnugovi	NP	NP
Hospital furnishing	8	Manlai soum, Umnugovi	NP	NP
Other	120	3 soums, Umnugovi	NP	NP
Shivee Ovoo JSC	21			
Planted 1000 poplars	21	NP	NP	NP

Source: Information provided by EI entities through additional information templates

Note: KPMG noted that some of the social expenditures above as reported by the entities appear high. No verification of these reported figures has been performed.

KPMG also requested information on the social expenditures received from each aimag through the additional information templates. The following table shows social expenditures provided by aimags

MNT million

Voluntary social expenditures reported by aimags				
Company name	Type	Monetary expenditure	Non-cash Purpose Value	Recipient
Uvurkhangai				
Bayanteeg LLC	Children's toys	3		Bayanteeg bag's kindergarten
Bayanteeg LLC	For pipeline maintainance of	2		Bayanteeg bag's primary school
Uvs				
Khartarvagatai LLC	Free coal		Aid	14 Elders
Altantevshiin tsetseg NGO	Provided cement for soum's landscaping		Support	1 Governor's office

Source: Information provided by aimags through additional information templates

5.5.5 Donations and support

El entities donated cash and cash equivalent items (non-cash) to specific ministries and regional offices during 2014. As donations reported by the government entities and by companies in the M.EITI e-reporting system did not match, KPMG sought to reconcile the difference of the compulsorily reported donations as this revenue stream was one of the selected revenue streams for reconciliation. Please see Appendix 9 for details of donations and support.

The tables below show donations as voluntary and compulsory based on their obligation to report. As mentioned in previous paragraph, amounts in compulsorily reported donation are reconciled while amounts in the voluntarily reported donations are unreconciled and both are taken from the government reporting.

For 2014, MNT 19,655 million (95.7%) donations were compulsorily reported while MNT 880 million (4.3%) of donations were voluntarily reported. As shown below, 83.2% of entire donations were made by 5 companies: Oyu Tolgoi LLC, Tsairt Mineral LLC, Boroo Gold LLC, Erdenet Mining Corporation LLC and Petrochina Daqing Tamsag LLC. From the total donations, 59% was for educational purposes.

MNT million

Donations by type							
Company	Education	Culture & sports	Contract	Health	Other	Total	%
Compulsorily reported	12,082	856	1,501	360	4,856	19,655	95.7%
Oyu Tolgoi LLC	10,439	3			2,988	13,430	65.4%
Tsairt Mineral LLC			1,501			1,501	7.3%
Boroo Gold LLC	34	58		90	713	895	4.4%
Erdenet Mining Corporation LLC	567	75		158		800	3.9%
Petrochina Daqing Tamsag LLC	457					457	2.2%
Energy Resources LLC					369	369	1.8%
Mongolyn Alt Mak LLC		30			180	210	1.0%
MoEnKo LLC	140	15				155	0.8%
Dun-Erdene LLC		154				154	0.7%
Urmun Uul LLC	86	53				139	0.7%
Munkh Noyon Suvarga LLC	30	2			76	108	0.5%
Khos Khas LLC	2	1			103	106	0.5%
Altain Khuder LLC		100				100	0.5%
Mongol Czech Metal LLC	69			9		78	0.4%
Andyn Temuulel LLC		70				70	0.3%
Reo LLC		65				65	0.3%
Monpolymet LLC				11	49	60	0.3%
GBNB LLC					59	59	0.3%
Uulszaamar LLC	58					58	0.3%
Datsan Trade LLC					55	55	0.3%
GPF LLC		50			5	55	0.3%
Chinhash LLC					51	51	0.2%
Marco Polo LLC		50				50	0.2%
SBF LLC	45					45	0.2%
Gobi Coal And Energy LLC		38				38	0.2%
Empire Gas Mongolia LLC					37	37	0.2%
Khartarvagatai LLC	34					34	0.2%
SS Mongolia LLC					32	32	0.2%
Beren Mining JSC					31	31	0.2%

MNT million

Donations by type							
Company	Education	Culture & sports	Contract	Health	Other	Total	%
Dong Sheng Petroleum Mongolia LLC		30				30	0.1%
South Gobi Sands LLC				15	14	29	0.1%
Uguuj Bayan Khangai LLC	22				6	28	0.1%
Tsengeg Orog LLC		2		25		27	0.1%
Khuder Erdene LLC	25					25	0.1%
Mondulaan Trade LLC	20					20	0.1%
Itgelt Khuleg LLC	7			12		19	0.1%
Gurvan Tukhum LLC	15					15	0.1%
Mongol Bolgar Geo LLC		15				15	0.1%
Lut Chuluu LLC		1			13	14	0.1%
Khotu LLC		3			10	13	0.1%
Shijir Talst LLC		13				13	0.1%
Ten Hun LLC	11					11	0.1%
Dun Yuan LLC					10	10	0.0%
Tsaglashgui Gold LLC	10					10	0.0%
Tsevedeg LLC				10		10	0.0%
Uurt Gold LLC				10		10	0.0%
Yushengming LLC		10				10	0.0%
Focus Metal Mining LLC				5	4	9	0.0%
Javkhlant Ord LLC					8	8	0.0%
Tod-Undarga LLC	8					8	0.0%
Ulz Gol LLC		3		4		7	0.0%
Alishaa Khaikhan LLC					6	6	0.0%
Ilt Gold LLC		1		5		6	0.0%
Monwolfram LLC		3		3		6	0.0%
Bilegt Khaikhan Uul LLC		5				5	0.0%
Hun Hua LLC					5	5	0.0%
Jinhua Ord LLC					5	5	0.0%
Khanshashir LLC					5	5	0.0%
Northwind LLC		5				5	0.0%
Usukh Zoos LLC					5	5	0.0%
Edge Balaey LLC				3		3	0.0%
Etugen-Ey LLC					3	3	0.0%
Golden Gobi Mining LLC					3	3	0.0%
Hongchangli LLC					3	3	0.0%
Kunlun LLC					3	3	0.0%
Mongolrostsvetmet LLC					3	3	0.0%
Tegshplant LLC	3					3	0.0%
Arslan Trade LLC					1	1	0.0%
Bumbatiin Gol LLC					1	1	0.0%
Jump-Alt LLC		1				1	0.0%
Voluntarily reported	30	839		11	1	880	
Boroo Gold		404				404	2.0%
Bayan Airag Exploration		257				257	1.3%
Kojebogi		70				70	0.3%
Altain Khuder		34				34	0.2%
Khotgor	18					18	0.1%
Chingisyn Khar Alt		15				15	0.1%

MNT million

Donations by type							
Company	Education	Culture & sports	Contract	Health	Other	Total	%
Adil-Och		10				10	0.0%
MoEnCo		10				10	0.0%
TGY				10		10	0.0%
Erchim	7					7	0.0%
Ulz Gol		5		1		6	0.0%
Khotgor Shanaga	5					5	0.0%
Ulaantsakhar		5				5	0.0%
Gurvan Saikhan		4				4	0.0%
Bilegt Khairkhan Uul		3			1	4	0.0%
Munkhiin Jonsh		4				4	0.0%
Stamina		4				4	0.0%
OEL		3				3	0.0%
Shine Long Da		3				3	0.0%
Talst Burkhan		2				2	0.0%
Boldtumur Eruu Gol		2				2	0.0%
Main Structure		2				2	0.0%
Ivaoru		1				1	0.0%
Farkogo		1				1	0.0%
TMOB		1				1	0.0%
Devjih Arvin Ord		1				1	0.0%
Steinkole		0					0.0%
Total	12,112	1,695	1,501	371	4,857	20,535	100.0%
%	59.0%	8.3%	7.3%	1.8%	23.6%	100.0%	

Source: Compulsorily reported donations are based on the amount reported by government entities in e-reporting after reconciliation and voluntarily reported donations are based on the amount reported by government entities in e-reporting without reconciliation.

From the donations reported above, 50.8% was made to the Ministry of Education, Science and Culture.

MNT million

Donations by recipient		
Recipient	Amount	%
Compulsorily reported	19,655	
Ministry of Education, Science and Culture	10,439	50.8%
Umnugobi aimag	3,569	17.4%
Sukhbaatar aimag	1,501	7.3%
Selenge aimag	833	4.1%
Dornod aimag	659	3.2%
Non government organisation	415	2.0%
Bulgan aimag	391	1.9%
Dundgobi aimag	351	1.7%
Tuv aimag	343	1.7%
Orkhon aimag	233	1.1%
Ministry of Health and Sport	227	1.1%
Gobi-Altai aimag	203	1.0%
Bayankhongor aimag	145	0.7%
Khovd aimag	140	0.7%
Khentii aimag	87	0.4%
Bayan-Ulgii aimag	42	0.2%
Uvs aimag	34	0.2%
Arkhangai aimag	31	0.2%
Nalaikh district	10	0.0%

MNT million

Donations by recipient		
Recipient	Amount	%
Individuals	2	0.0%
Voluntarily reported	880	
Selenge	406	2.0%
Zavkhan	257	1.3%
Dornogovi	97	0.5%
Govi-Altai	44	0.2%
Dundgovi	31	0.2%
Uvs	30	0.1%
Tuv	10	0.0%
Dornod	6	0.0%
Total	20,535	100.0%

Source: Compulsorily reported donations are based on the amount reported by government entities in e-reporting after reconciliation and voluntarily reported donations are based on the amount reported by government entities in e-reporting without reconciliation.

5.5.6 Rehabilitation information

Overview

Rehabilitation is defined for the purposes of this report as a set of environmental activities and measures aimed at restoring a damaged area's economic value and productivity, and other improvements to the conditions of an area which are in the public interest.³⁴ This is in accordance with MEGDT's order number 417 of 29 December 2009 and Land Reclamation Terminologies and Definition Standard MNS 5914: 2008.

In terms of rehabilitation, exploration and production licence holders should comply with the Environmental Protection Law as well as Articles 38 and 39 of the Minerals Law. Article 38 of the Minerals Law outlines the environmental protection obligations of exploration licence holders whereas Article 39 is for production licence holders.

According to the Minerals Law of Mongolia, exploration licence holders should prepare an environmental protection plan (EPP) within 30 days of receiving the exploration license, in consultation with the environment inspection agency and Governor of the soum or district where the exploration is located. The EPP should include measures to ensure the level of environmental pollution does not exceed the accepted limits, as well as reclamation of the area back to its previous status in a manner that allows future public utilisation. The EPP should be approved by the Governor of the relevant soum or district and a copy should be delivered to the local environment inspection agency. EPPs are to be submitted by licence holders annually. Information on measures taken to protect the environment and proposed amendments to EPP due to new exploration machinery and technology and other adverse environmental impacts should be recorded on the annual EPP report and approved by the Governor of the relevant soum or district.

Production licence holders should make an environmental impact assessment (EIA) and prepare an environmental protection plan (EPP). The EIA should identify possible adverse environmental impacts from the mining operations on public health and the environment, and should include measures to avoid and minimise such adverse impacts. The EPP should contain measures to ensure that mining operations are conducted in the least damaging way to the environment possible, as well as preventive measures to protect air, water, humans, animals and plants from adverse impacts. The EIA and EPP should be submitted to the MEGDT annually. Upon approval, the licence holder should deliver copies of the EIA and EPP to the relevant Governor of the soum or district and the local environmental inspection agency of the area. If the environmental impact changes due to introduction of new equipment and technology during the valid licence term, the licence holder should provide an amended EIA and EPP to the MEGDT and Governor of the aimag, soum or district and the local environmental inspection agency.

In order to ensure that licence holders comply with environmental protection requirements, both exploration and production licence holders must deposit an amount equal to 50% of their environmental protection plan budget for the year in a special bank account established by the Governor of the relevant soum or district. According to the Minerals Law, the deposit shall be refunded back to the exploration licence holder upon fulfilment of the obligations of the EPP. For a production licence holder, when the obligations of EPP and EIA are met, the deposit should be refunded at the mine closure. If a licence holder fails to fully comply with the measures provided in the EPP, the Governor of the relevant soum or district should use the deposit amount and appoint a specialist organisation with a rehabilitation permit to implement the measures. In this case, the licence holder should provide the additional funds required for rehabilitation activities without dispute. For more details regarding organisations with rehabilitation permits, please refer to Section 5.5.6.2.

³⁴ Source: Technical and biological rehabilitation methodologies for damaged areas due to mining operations, MEGDT

If a production licence holder fails to transfer the funds within one month following the commencement of mining activity in a year, the relevant Governor reserves the right to stop the mining activities for the year. Moreover, in case of failure to complete the reclamation activities for the year, the Governor and the professional inspection agency of the relevant soum or district jointly hold the right to prohibit the commencement of mining activities for the next year.³⁵

Environmental protection special account

According to MEGDT, in 2014 124 companies paid their 50% deposit to environmental protection special accounts, amounting to a total of MNT 2,273 million. Refunds of only MNT 1,325 thousand were disbursed to Agribusiness Support Fund and no other outflow was generated from the environment protection special account in 2014. The ending balance as of 31 December 2014 was MNT 9,180 million as shown in the below table.

Environmental protection special account			
Year	Movements (MNT million)		
	Deposit inflow	Disbursement	Ending Balance
2006	22	-	22
2007	612	-	634
2008	566	(21)	1,179
2009	385	(126)	1,439
2010	942	(1)	2,380
2011	1,216	(5)	3,590
2012	2,014	(16)	5,588
2013	1,545	(225)	6,908
2014	2,273	(1)	9,180
Total	9,575	(395)	

Source: the Ministry of Environment, Green Development and Tourism

Erdenes Tavan Tolgoi JSC paid the highest deposit amount to the environmental protection special account in 2014, followed by Boroo Gold LLC and Petrochina Daqing Tamsag Mongol LLC. The seven companies listed below contributed nearly 50% of the total inflow to the environmental protection special account in 2014. For full details of all 124 companies please refer to Appendix 23.

Companies which paid highest deposits amounts to Environmental Protection Account in 2014		
Company	Deposit (MNT thousand)	%
Erdenes Tavan Tolgoi JSC	327,033	14.4%
Boroo Gold LLC	300,827	13.2%
Petrochina Daqing Tamsag LLC	200,000	8.8%
Oyu Tolgoi LLC	109,700	4.8%
Usukh Zoos LLC	74,728	3.3%
Marco Polo LLC	61,412	2.7%
Jinlian LLC	58,000	2.6%
Total	1,131,700	49.8%

Source: the Ministry of Environment, Green Development and Tourism

³⁵ Source: Articles 38, 39 of the Minerals Law of Mongolia

5.5.6.1 Licensed companies with rehabilitation work performed in 2014

According to MRAM's monthly Mineral Statistics, in 2014 a total of 1,561 ha of land was mined and 61% or 960 ha of land was rehabilitated. Total cumulative rehabilitation expenses incurred to the end of 2014 were MNT 88,859 million.³⁶

Rehabilitation work by production licence holders								
	Unit	Prior years	2010	2011	2012	2013	2014	Total
Mined area	Ha	18,417	1,709	2,042	1,430	1,038	1,561	26,197
Rehabilitated area	Ha	13,170	1,533	1,443	1,402	807	960	19,315
Rehabilitated ratio	%	72%	90%	71%	98%	78%	61%	74%
Expenses for rehabilitation	MNT m	11,183	9,657	7,013	14,808	7,382	9,212	88,859

Source: the Mineral Resources Authority of Mongolia - Minerals Monthly Statistics, October 2015

Mining companies are required to report to MRAM regarding their rehabilitation activities. In 2014, a total of 266 companies reported their planned rehabilitation activities and 183 companies reported their actual rehabilitation activities to MRAM. Rehabilitated areas by their types and rehabilitation expenses are shown by location in the table below.

According to companies' reports to MRAM, a total of 915 ha of land was planned to be rehabilitated during 2014 and of this, 70.2% or 642 ha of land actually underwent rehabilitation work. In terms of rehabilitation expenditure, MNT 12,792 million was planned and 87% of this (MNT 11,131 million) was the actual expenditure. Differences arose between MRAM's statistical data and companies' reports to MRAM because not all companies submit their reports to MRAM.

Rehabilitation is classified into three main types, which are technical, biological and soil rehabilitation.

- Technical rehabilitation commences when a disturbed area is no longer in use. Technical rehabilitation activities include dumping soil and contouring the land to level it, shaping slopes and similar activities as needed;
- Biological rehabilitation commences after completion of technical rehabilitation and when the ground is stabilised. The main objectives of biological rehabilitation are the restoration and development of the land's natural biological state, which may include agricultural efficiency, fisheries, vegetation, and planting trees to prevent further adverse impacts on the environment. Before mining operations commence, environmental and biological preliminary research must be conducted in order to determine the appropriate revegetation required for biological rehabilitation; and
- Soil rehabilitation starts by layering the ground with fertile topsoil to allow vegetation to grow naturally or artificially.³⁷

In 2014, a total of 508 ha of land was technically rehabilitated, 276 ha of land was biologically rehabilitated and soil rehabilitation was implemented on a total of 307 ha land.

The table below is ranked by each location's rehabilitated area in 2014. Tuv aimag rehabilitated the largest area of land, which was 249 ha, or 39% of the total rehabilitated land. Tuv aimag's technical, biological and soil rehabilitations constituted 45%, 57% and 64% of the respective total areas. Umnugovi, Selenge, Bayankhongor aimags and Ulaanbaatar city had the next largest rehabilitated areas with coverage of 13%, 12%, 8% and 8%, respectively from the total rehabilitated area of 2014. Dornod, Khentii, Govisumber, Govi-Altai, Darkhan-Uul and Zavkhan aimags rehabilitated less than 30% of the planned area.

³⁶ Source: Mineral Resources Authority of Mongolia- Minerals Monthly Statistics, October 2015

³⁷ Source: Technical and biological rehabilitation methodologies for damaged areas due to mining operations, MEGDT

Rehabilitated area and expenses by location, in 2014

Aimags / City	Number of companies that planned rehab.	Number of companies that performed rehab.	Technical rehab.		Biological rehab.		Soil rehab.		Total rehabilitated area			Total rehabilitation expense		
			Planned	Actual	Planned	Actual	Planned	Actual	Planned	Actual	Ratio	Planned	Actual	Ratio
			ha	ha	ha	ha	ha	ha	ha	ha	%	MNT m	MNT m	%
Tuv	42	29	201	227	132	156	176	197	274	249	91%	1,458	3,745	257%
Umnugovi	11	10	21	18	9	9	1,237	61	144	81	56%	657	1,435	219%
Selenge	15	12	6	53	70	35	13	6	43	77	178%	1,150	250	22%
Bayankhongor	10	8	33	65	18	3	18	9	44	49	111%	388	176	45%
Ulaanbaatar	35	40	24	35	10	16	5	3	40	48	121%	2,724	2,477	91%
Bulgan	10	8	24	35	10	20	32	-	42	38	91%	79	244	309%
Dornod	15	7	25	28	22	18	19	14	131	35	27%	148	143	97%
Dornogovi	37	19	9	11	6	2	2	4	10	17	158%	120	127	106%
Khentii	30	12	43	11	20	6	23	2	61	12	20%	447	101	23%
Orkhon	3	4	4	4	-	4	-	4	5	9	200%	513	60	12%
Uvurkhangai	5	2	3	8	1	1	1	1	4	6	151%	50	17	33%
Dundgovi	19	10	9	4	1	1	1	1	16	5	33%	128	105	82%
Khovd	1	1	-	-	2	1	2	2	7	5	77%	-	21	
Govisumber	1	1	16	-	2	2	2	2	20	4	22%	3,172	2,154	68%
Uvs	5	5	3	3	-	-	-	-	7	3	41%	22	19	89%
Bayan-Ulgii	2	1	-	2	1	1	1	-	2	2	100%	-	8	
Sukhbaatar	7	6	2	2	-	3	-	-	2	2	89%	14	39	281%
Govi-Altai	4	1	35	1	13	-	13	-	35	1	3%	1,378	-	0%
Darkhan-Uul	12	6	7	-	7	1	9	-	11	-	5%	304	7	2%
Khuvsgul	1	1	-	-	-	-	-	-	-	-	93%	-	1	
Zavkhan	1	-	9	-	1	-	17	-	20	-	0%	40	-	0%
Total	266	183	473	508	324	276	1 571	307	915	642	70%	12,792	11,131	87%

Source: the Mineral Resources Authority of Mongolia

Out of the rehabilitation expenses, Tuv aimag's expense was MNT 3,745 million, which comprised 33.6% of the total 2014 rehabilitation expense. It was also 257% of the initial planned amount for the aimag of MNT 1,458 million. Ulaanbaatar city, Govisumber aimag and Umnugovi aimag are the regions with the next highest rehabilitation expenditure, which constituted to 22%, 19% and 13% of the total 2014 rehabilitation expense, respectively from the total rehabilitation expense of 2014.

The table below shows the companies that spent the highest amounts for rehabilitation in 2014, according to MRAM. Altandornod Mongol LLC incurred the highest rehabilitation expense in 2014, amounting to MNT 2,834 million. Baganuur JSC, Shivee Ovoo JSC and Oyu Tolgoi LLC were the companies with the next highest rehabilitation expenses, and these four companies together constituted 74% of the total rehabilitation expense of 2014. For details by companies according to MRAM, please refer to Appendices 24.a and 24.b.

Companies with most rehabilitation expenses in 2014				
Company	Region	Mineral	Rehabilitation expense (MNT million)	% of national total
Altandornod Mongol LLC	Tuv	Gold	2,834	25.5%
Baganuur JSC	Ulaanbaatar	Coal	2,385	21.4%
Shivee Ovoo JSC	Gobisumber	Coal	2,154	19.4%
Oyu Tolgoi LLC	Umnugovi	Gold/Copper	871	7.8%
Total			8,244	74.1%

Source: the Mineral Resources Authority of Mongolia

KPMG also requested the 236 selected companies to disclose their rehabilitation activities information. A total of 88 companies responded on their rehabilitation activities, out of which 35 did not have any rehabilitation activity undertaken in 2014. The information received from the 52 companies which reported rehabilitation activity was hard to compare, because some companies reported incompletely. For details of the reported information from these 52 companies, please refer to Appendix 25.

5.5.6.2 Companies with rehabilitation permits and their locations

Companies with rehabilitation permits perform the rehabilitation works by contracting either with mining companies or with the related Governor of the district or aimag where the mining is located.

MEGDT has reported that there are total of 111 companies that obtained or extended rehabilitation permits in 2014. 88 of these companies are located in Ulaanbaatar city. In the aimags, Selenge and Uvurkhangai aimags have six companies each with rehabilitation permits, which are the highest numbers outside Ulaanbaatar. However, the locations of the companies do not necessarily indicate where they operate because, according to MEGDT, most rehabilitation companies are appointed by the mining companies.

When rehabilitation companies' information was compared with the list of minerals licence holders as of 25 November 2014, we noted that Adulyargeo LLC, Noyon Tokhoi Trade LLC, Andyn Temuulel LLC and Khotu LLC have both rehabilitation permits and production licenses. According to MEGDT, all four companies are located in Ulaanbaatar city.

The number of companies with rehabilitation permits, arranged by location, is shown in the below table. For a full list of the 111 companies please refer to Appendix 26. Registration numbers of some companies in Appendix 26 were not provided by MEGDT.

Companies with rehabilitation permits by location		
City/Aimag	District/Soum	Companies
Ulaanbaatar	Bayanzurkh district	23
	Bayangol district	20
	Songinokhairkhan district	13
	Sukhbaatar district	13
	Khan-Uul district	11
	Chingeltei district	8
Selenge aimag	Sukhbaatar soum	3
	Altanbulag soum	1
	Eruu soum	2
Uvurkhangai aimag	Arvaikheer soum	2
	Uyanga soum	4
Bayankhongor aimag	Bayankhongor soum	2
Orkhon aimag	Bayan-Under soum	2
Uvs aimag	Ulaangom soum	2
Darkhan aimag	Darkhan soum	1
Dornod aimag	Kherlen soum	1
Khovd aimag	Jargalant soum	1
Tuv aimag	Zuunmod soum	1
Umnugovi aimag	Dalanzadgad soum	1
Total		111

Source: the Ministry of Environment, Green Development and Tourism

5.5.7 PSA and other in-kind revenues (REQ 4.1c)

PSA and related petroleum matters are governed by the Petroleum Law. A PSA sets out the government's share of petroleum and royalty amounts. Actual PSAs are not generally publicly disclosed. The PSA template, however, is disclosed on the PAM website under the legislation tab³⁸.

During the inception workshop, a representative from PAM stated that companies pay in cash from the sale to the Government for its share under current arrangement. In the future there are plans to pay such profit-oil share in oil barrels. 100% of oil extracted by the companies is exported. The government does not sell oil in Mongolia.

Based on the PSA template, production licence holders make two payments to the government: the government's share of the production, and royalties. The below table shows such payments from two entities with production licenses:

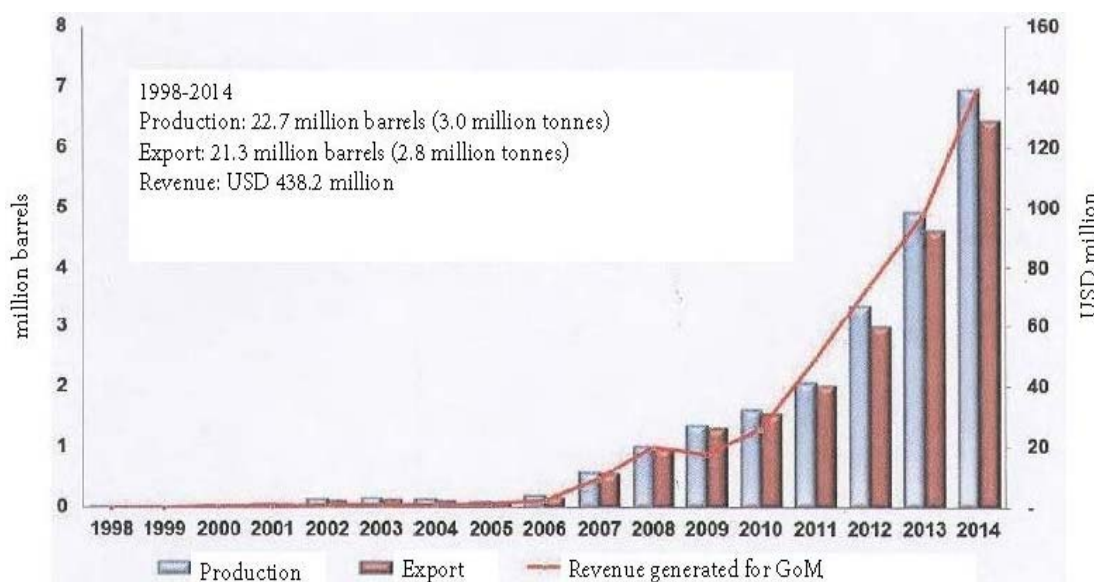
MNT million

Income received by the government in 2014 under PSA		
Company	GoM's share of crude oil income	Royalty
Dong Sheng Jonggong Petroleum Development Group	20,425	1,606
PetroChina Daqing Tamsag LLC	239,355	24,188
Totals	259,780	25,794
Crude oil income and royalty total		285,574

Source: the Petroleum Authority of Mongolia

Crude oil income represents 91 % of PSA income to the government in 2014. From total income of MNT 285,574 million, Petrochina Daqing Tamsag LLC's part comprised 92.3%.

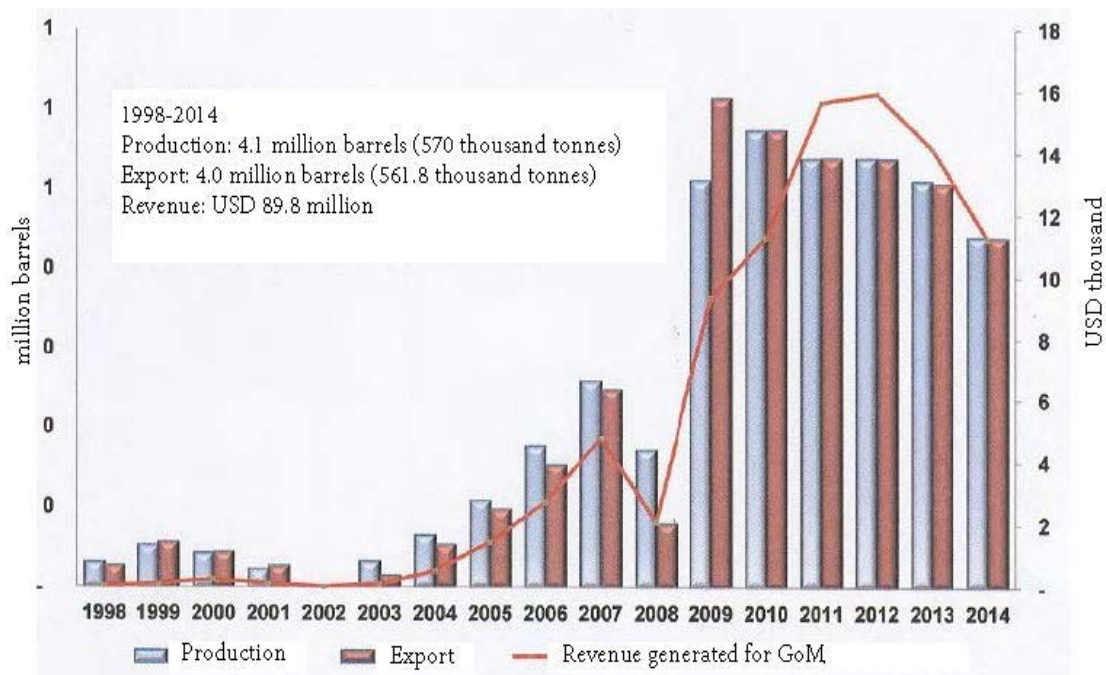
The graph below shows PetroChina Daqing Tamsag LLC's volumes of activity since 1998.



Source: Information provided by the Petroleum Authority of Mongolia to M.EITI

³⁸<http://www.pam.gov.mn/content/%D0%91%D2%AE%D0%A2%D0%AD%D0%AD%D0%93%D0%94%D0%AD%D0%A5%D2%AE%D2%AE%D0%9D-%D0%A5%D0%A3%D0%92%D0%90%D0%90%D0%A5-%D0%93%D0%AD%D0%A0%D0%AD%D0%AD-4782.shtml>

The graph below shows Dong Sheng Jonggong Petroleum Development Group's volume of activity since 1998.



Source: Information provided by the Petroleum Authority of Mongolia to M.EITI

5.5.8 Transportation revenues (REQ 4.1f)

Where the revenues from the transportation of oil, gas and minerals constitute one of the largest revenue streams from EI, the government and SOEs are expected to disclose these under the EITI standard. KPMG identified no significant revenue streams based on responses during the inception workshop with the MSG. However, we included a questionnaire on the transportation costs incurred by companies in the additional information template. One company sent this information:

Name of the entity	Mineral transported	Transportation tariff rates	Quantity transported	Total value /MNT thousand/	Mode of transportation	Type of transportation taxes
Erdenes Mongol LLC	Coal	1,372	3,940,353	5,405,481	Road	Road fee

6 Recommendations

6.1 Implementation of last year's recommended actions (REQ 5.3f)

Among others, the 2013 M.EITI Report set out recommendations on materiality, on the method of selecting companies for the payments reconciliation, on disclosure of PSAs (Sections 8.2.2, 8.2.3, 8.4 of the 2013 M.EITI Report). Where possible, KPMG and the MSG sought to implement these recommendations during the 2014 process.

As agreed with the MSG during the Inception Workshop, KPMG developed separate thresholds for national and sub-national levels to select companies for the reconciliation. In addition, a risk-based approach was applied to the selection of companies in the second group, tranche two so that in total a wider group of companies was considered for inclusion in the reconciliation. Please refer to Section 3.3 for more details on the approach for selecting companies and materiality thresholds in 2014.

PSAs were not disclosed in 2013. However, on 16 March 2015 a PSA template for petroleum exploration and extraction activities was approved by the GoM. This template more clearly defines the rights and responsibilities of public administrative organisations and economic entities, and is required to be used for future PSA, see more details in Section 5.5.2.1.

A major part of the recommendations made in the 2013 M.EITI Report continue to be valid although some were partially implemented. The reconciliation remains a complex and time-consuming process, particularly given the prominence of EI in Mongolia and its importance to the national economy, although we note that the implementation of an E-Reporting web based system for reporting payments has assisted the process.

The table below summarises the 2013 recommendations and their implementation.

Recommendation	Reference, 2013 M.EITI report	Status in 2014 Report
Review the process for collecting government information as initial government reported data contained some errors	8.2.1	Still applicable
Review the method for selecting companies	8.2.2	Implemented in 2014
Revise materiality threshold for selection of companies	8.2.3	Implemented in 2014, – new thresholds and risk-based approach, see Section 3.3
Review the initial reporting templates	8.2.4	Still applicable
Strengthen assurance over the government reported data	8.3.1	Partially implemented
Improve assurance process over companies' reported data	8.3.2	Partially implemented
Ensure information on contracts including PSAs is made public	8.4	Partially implemented
Encourage companies to complete the annual EITI reconciliation	8.5	Still applicable
The MSG should task the M.EITI Secretariat with ensuring a complete database of all EI companies is established	8.6	Partially implemented
Improve user friendliness of the cadastre	8.7	Still applicable

Recommendation

It is recommended to develop an action plan for the implementation of recommendations provided in this report, aiming to implement priority actions from early 2016.

6.2 Recommendations for future M.EITI Reports (REQ 5.3f)

6.2.1 Data in the E-Reporting IT platform used for payments reporting

As described in Section 3.2.1.2, a number of issues were identified upon examination of the E-Reporting platform which was used for the submission of payment data by companies and government entities. These issues may impact data confidentiality, integrity and reliability. Examples of the matters identified included:

- An apparent absence of certain key contracts such as between Adam Smith International and M.EITI Secretariat which would define specific responsibilities including legal ownership of the data and the IT platform;
- certain IT control weaknesses which impact the IT environment including risks over integrity of data, such as role of the super-user, and inability to change passwords; and
- errors in the data download process and setting parameters when downloading data collected in the database in order to provide to the Independent Administrator for reconciliation purposes.

Recommendation

It is recommended to perform a comprehensive review of areas where the E-Reporting IT platform, related IT controls and the IT environment may be strengthened and improved, including addressing, among others, the specific matters identified in Section 3.2.1.2. Priority actions should be identified and implemented so that in the future greater reliance may be placed on the electronic data collected, both for future reconciliations by the Independent Administrator and more generally by stakeholders making use of the publicly available data.

6.2.2 Wider use of the E-Reporting system also for contextual information

There is an opportunity to broaden the use of the E-Reporting system in order to also collect contextual information required by the EITI Standard as well as payment data. We understand this is an area being examined currently with the support of the Adam Smith International.

Contextual information and the related requests are more complex than collection of payment data, particularly as the contextual information may be requested from many perspectives and the extent of information to be requested and reported depends on both decisions of the MSG and approach of the Independent Administrator.

Recommendation

It is recommended to involve the MSG and the Independent Administrator in determining the form and extent of contextual information to be collected electronically through the E-Reporting system, and in the design of the templates for collection of such information. This would require earlier involvement of both parties in the process than happened for the 2014 M.EITI Report.

6.2.3 Emphasise the importance of the M.EITI Report for EI companies

As noted in Section 4.2.3.4, many active EI companies appear not to understand or acknowledge the importance of the M.EITI Report, the requirements of the EITI Standard, and the reporting process. During the initial reporting process over 500 companies did not submit any 2014 information to the M.EITI Secretariat. Out of the 236 companies selected for reconciliation:

- 7 companies did not initially (or subsequently) provide any payment or other data at all;
- 5 companies initially reported but did not provide subsequent information for reconciliation as requested in the additional templates;
- 23 companies did not provide additional contextual information although they did provide reconciliation data.

In order to obtain the reporting information, the Independent Administrator provided numerous explanations and clarifications.

On the other hand, we noted that the largest companies were well organised and reasonably timely in their submission of the requested information and reconciliation actions.

A similar issue was identified in the 2013 M.EITI Report.

Recommendation

It is recommended to promote a better understanding by companies of the EITI requirements, reporting process and overall importance of the EITI. Possible mechanisms for this might include: distributing information to EI companies; organizing conferences or seminars on the topic of the EITI; providing training to companies on how they can gain from and can support the EITI reconciliation process. The companies which have historically responded fully and promptly could be invited to share their experiences and provide advice, both about the benefits of the EITI and about how they approach the data submission including challenges and related solutions.

6.2.4 Distinguishing EI business activity from other types of business activities

As noted in Section 4.2.3.5, if a company is recognized by the government as being part of the extractive industries based on licence information, all revenue streams from this company are included into the government reported data, even if the company is also engaged in other, unrelated activities. As a result, the government's EI data could be higher than is really the case. We understand there are constraints on the availability of information segmenting EI payments and non-EI payments within the government reporting.

Companies were selected for reconciliation purposes based on the government reported data, as the government reported data appeared to be the most complete source of data at that point in the process. The payment data is company-wide, irrespective of the particular activities or industry which generate the payments. Including company-wide payment data influences which companies are selected for reconciliation and large companies with more diverse operations containing only a limited part derived from EI may be included when it would be more appropriate to exclude them from the reconciliation sample.

Recommendation

It is recommended to consider how to implement at the government level a procedure for distinguishing EI business and revenue streams from other businesses performed by the same entity.

6.2.5 Reporting at project level

As noted in Section 3.2.4, the EITI Standard requires reporting at project level in certain circumstances. The 2014 M.EITI Report does not contain this kind of disaggregation because both government entities and companies do not allocate revenue streams between projects.

Recommendation

It is recommended to assess how to disaggregate revenue streams between projects where possible, in order to report at project level.

6.2.6 Company contacts

There appears not to be a readily available, up-to-date, complete and accurate contact database for medium to large EI companies. KPMG encountered severe difficulties and spent extensive time trying to contact some of the companies and searching for their contact information due to either absence of contact details, or phone numbers that were out of service. The inability to contact some companies was part of the reason for a remaining unreconciled difference after completion of the process.

Recommendation

It is recommended that the M.EITI Secretariat, or a government body, establish, maintain and regularly update a database containing a complete and accurate list of contacts (including e-mail address, active phone numbers and physical addresses) for companies in the EI, and particularly those which are medium to large in size and therefore more prominent in considerations of the EI and more likely to be in scope of future reconciliations.

6.2.7 Clear instructions for reporting to M.EITI secretariat

As noted in Section 4.2.3.3, some companies did not initially report to the M.EITI Secretariat, as they did not understand how to complete certain parts of the reporting templates. This led to significant initial reconciliation differences when comparing the company and government reported data. From those entities that initially reported to M.EITI, including government entities, some reconciliation issues appeared to result from not fully understanding the reporting requirements such as:

- Payments were sometimes reported on an accruals basis rather than a cash basis;
- Donations which are voluntary to disclose were included as part of the mandatory disclosure (or vice-versa);
- Payments were sometimes reported in the wrong revenue streams; and
- At sub-national level, the revenue stream "Other" (column 43) raised many questions from companies, was used in multiple different ways, and resulted in large discrepancies that were complicated to reconcile.

Recommendation

It is recommended to provide clear, direct instructions and guidance for every item and revenue stream requested for reporting to the M.EITI secretariat in the E-Reporting system and subsequently. In addition, it is recommended to set up a help desk to assist with problems and answer questions raised by the reporting entities as early in the process as possible.

Clear instructions and guidance provided to reporting entities would help decrease initial discrepancies between the government and company reported data and increase the efficiency and effectiveness of the reconciliation process in the future.

6.2.8 Assurance over data reported by companies

For the 2014 M.EITI Report, KPMG requested companies to provide copies of their 2014 annual financial statements and audit report, and an attestation report providing limited assurance under reporting standard ISAE 3000 from the applicable companies' external auditors which would provide a certain degree of limited assurance over the payment data reported to M.EITI and the additionally requested information.

As noted in Section 4.2.4, KPMG did not receive ISAE 3000 attestation reports from any of the sampled companies within the reconciliation scope. Two companies provided agreed upon procedure reports from their auditors under reporting standard ISRS 4400 relating to the payments data, which is another form of verification providing less assurance than an ISAE limited assurance report.

Audit of the general financial statements provides assurance that a company's overall financial statements are not materially misstated, but it does not provide specific verification over particular information submitted for EITI purposes. This particular information is much more detailed than would be covered by external auditors in their audit of the general financial statements of a company, taking into account overall materiality. Further, the EITI requirement is to reconcile payments to the government on a cash basis rather than an accruals basis as set out in general IFRS financial statements of the companies. Additionally, the EITI Standard requires a range of non-financial information to be reported which is not usually included in the general financial statements such as contract disclosure, social expenditures and information related to employees, among other matters.

Therefore, while receipt of the 2014 financial statements and audit report provides background on the overall reliability of a company's financial data and its financial environment, it is not specific enough for the reconciliation and reporting process needed under the EITI Standard. For this reason we requested a further assurance report from the companies' auditors.

A similar issue was identified in the 2013 M.EITI Report.

We also noted upcoming changes in the Audit Law which may impact the reliability of reported financial data (see Section 5.1.2). From 1 January 2016, the minimum thresholds above which a company's financial statements are required to be audited will significantly increase, removing some small to medium sized entities from the requirement to have an audit.

Recommendation

It is recommended to place increased emphasis on the need for limited assurance on reported financial data and contextual information under the EITI process, and to highlight this to companies. The largest and most material companies should be requested to submit a limited assurance report early on. Also, the impact of changes in the Audit Law from 1 January 2016 should be considered, and decisions taken in light of the potential impact on future reported financial data.

6.2.9 Assurance over data reported by government departments

Currently the MNAO and local government audit offices do not perform any procedures over, or provide any assurance on, the EITI data reported by government entities as part of the process.

KPMG received 17 representation letters from government departments. One of these representation letters was not signed. KPMG also requested the MoF to provide a representation letter confirming completeness and accuracy of data initially reported. The MoF replied it is not able to provide this letter because it does not have detailed oversight of each revenue stream and related department in the reported data.

A similar recommendation to strengthen assurance over government reported data was provided in the 2013 M.EITI Report.

Recommendation

It is recommended to introduce a form of assurance over government reported data in the future and to strengthen the process in this area.

The MNAO expressed it is open to perform such a role in the future, subject to necessary resources and timing of the procedures, indicating that late May to early July each year is the most suitable period for the MNAO to be involved.

6.2.10 Disclosure of information by SOEs

The EITI Standard requires additional information to be disclosed by SOEs, such as financial relationship between the government and SOEs, BOD information, payments for social services, and public infrastructure (REQ 3.6). However, some SOEs did not disclose information fully or disclosed only a portion of the information required to be reported. Please refer to Section 5.4 for more details on this topic.

Recommendation

It is recommended to encourage SOEs to disclose all the information required by the EITI Standard, and to understand the barriers and limitations which may prevent such disclose.

6.2.11 Cadastral information

Exploration and production licences are publicly available in the MRAM cadastre. However, the cadastre does not allow users to see the number of licences owned by one company, and there is information required by the EITI Standard which is not publically available in the cadastre.

A similar issue was identified in the 2013 M.EITI Report.

Recommendation

It is recommended to improve the cadastre data available for viewing publically to allow visibility also in the above areas and to maintain information in the cadastre in line with the requirements of the EITI Standard such as application date, issuance and expiry dates.

6.2.12 Timing of involving the Independent Administrator

As noted in 4.2.3.2, KPMG was appointed as the Independent Administrator in mid-June 2015, which was after entities mostly reported to the M.EITI secretariat in the E-Reporting system. If involved earlier, the Independent Administrator can advise on many areas which it should be involved in from the start such as the contents of reporting templates, the work flow, EITI reporting requirements, assurance over the data, instructions and guidance to be provided to reporting entities, and on inclusion of contextual information in the E-Reporting system (see the recommendations above). This would make the reconciliation process and information gathering more effective and efficient, and adhere closely to the EITI Standard's requirements. Earlier involvement of the Independent Administrator should also help to bring the timing of publication of the M.EITI Report forward.

Recommendation

The Independent Administrator should be selected and involved in the process as early as possible, in order to provide input on a range of topics which will impact the reconciliation process, contextual information gathering and preparation of the M.EITI Report. Ideally the Independent Administrator should be involved from late January or early February, before decisions need to be taken about the contents of E-Report system templates.

APPENDICES

7 Appendices

Appendix 1: Structure of the reporting templates sent to companies

The structure of the reporting templates distributed to the selected companies is presented in the table below. Appendix numbers below refer to appendices in the information templates sent to companies.

Information requested by KPMG from companies	
Companies	
Appendix 1	Information on initial reconciliation discrepancies
Appendix 2	Explanation on initial reconciliation discrepancies – National level
Appendix 3	Explanation on initial reconciliation discrepancies – Local level
Appendix 4	Management representation letter
Appendix 5.1	Company's general information
Appendix 5.2	Information on implementation of mining activity plan in 2014
Appendix 5.3	Rehabilitation information, transportation expense
Appendix 5.4	Sales information
Appendix 5.5	Information on infrastructure provisions, barter agreements, social expenditures, loan and loan guarantees
Appendix 6.1	Information on beneficial ownership
Appendix 6.2	Information on board of directors
Appendix 6.3	Information on dividends
Appendix 6.4	Information on accounting framework and external audit
Appendix 6.5	Information on employees
Appendix 6.6	Information on contracts with local government
Appendix 6.7	Information on in-kind payments by oil & gas and mining companies
Additional information requested from SOEs, in addition to Appendices 1 through 6 mentioned above:	
Appendix 7.1	Information on transfer between SOEs and government (amount received and transferred)
Appendix 7.2	Information on budget spending

Appendix 2: Structure of the reporting templates sent to government entities

The structure of the reporting templates distributed to the government entities is presented in the table below. Appendix numbers below refer to appendices in the information templates sent to government entities.

Information requested by KPMG from government entities	
Mineral Resources Authority of Mongolia	
Appendix 1	Information on initial reconciliation discrepancies
Appendix 2	Explanation on initial reconciliation discrepancies – Licence fee for production and exploration of mineral resources
Appendix 3.1	Production and sale data of mineral resources
Appendix 3.2	List of companies selected for reconciliation, as reference
Appendix 3.3	Information on significant exploration activities
Appendix 3.4	List of enterprises with state ownership
Appendix 3.5	Information related to licences (as of 2014.01.01)
Appendix 3.6	Information related to licences (as of 2015.01.01)
Appendix 3.7	Publications on the EI
Appendix 3.8	Licence bidding process
Appendix 3.9	Process to change from exploration status to production status
Appendix 4	Representation letter
Petroleum Authority of Mongolia	
Appendix 1	Information on initial reconciliation discrepancies
Appendix 2	Explanation on initial reconciliation discrepancies – Advance payments received by GoM, petroleum receipts of GoM from PSA, royalties
Appendix 3.1	Information on significant oil & gas production and sales activities
Appendix 3.2	List of companies selected for reconciliation, as reference
Appendix 3.3	Information on significant exploration activities
Appendix 3.4	List of enterprises with state ownership
Appendix 3.5	Information related to licences (as of 2014.01.01)
Appendix 3.6	Information related to licences (as of 2015.01.01)
Appendix 3.7	Publications on the EI
Appendix 3.8	Licence bidding process
Appendix 3.9	Process to change from exploration status to production status
Appendix 4	Representation letter
Ministry of Environment, Green Development and Tourism	
Appendix 1	Information on initial reconciliation discrepancies
Appendix 2	Explanation on initial reconciliation discrepancies – 50% contribution to environmental protection special account
Appendix 3	Information on environmental rehabilitation companies with special permits
Appendix 4	Representation letter
State Property Committee	
Appendix 1	Information on initial reconciliation discrepancies
Appendix 2	Explanation on initial reconciliation discrepancies – Dividends on government investments

Information requested by KPMG from government entities	
Appendix 3	List of enterprises with state ownership
Appendix 4	Representation letter
Customs Office	
Appendix 1	Information on initial reconciliation discrepancies
Appendix 2	Explanation on initial reconciliation discrepancies – Customs duty and customs service fee
Appendix 3.1	Export data on oil & gas and minerals
Appendix 3.2	List of companies selected for reconciliation, as reference
Appendix 3.3	Information on EI export
Appendix 4	Representation letter
General Authority for State Registration	
Appendix 1	List of SOE's
Appendix 2	Representation letter
State General Office for Social Insurance	
Appendix 1	Information on initial reconciliation discrepancies
Appendix 2	Explanation on initial reconciliation discrepancies – Employers' social and health insurance
Appendix 3	Representation letter
State Professional Inspection Agency	
Appendix 1	Information on initial reconciliation discrepancies
Appendix 2	Explanation on initial reconciliation discrepancies – Penalties
Appendix 3	Representation letter
National and local governments	
Appendix 1	Information on initial reconciliation discrepancies
Appendix 2	Explanation on initial reconciliation discrepancies
Appendix 3.1	Information on infrastructure provisions, barter arrangements, social expenditures
Appendix 3.2	Information on intra-governmental transfers (Local Development Fund, Human Development Fund, other transfers)
Appendix 3.3	List of entities with local government ownership
Appendix 3.4	Artisanal and small-scale mining
Appendix 3.5	Information on environmental rehabilitation companies with special permits
Appendix 4	Representation letter
Ministry of Education, Science and Culture	
Appendix 1	Information on donations and support
Appendix 2	Representation letter
Ministry of Health and Sports	
Appendix 1	Information on donations and support
Appendix 2	Representation letter
Ministry of Finance	
Appendix 1.1	Information on intra-governmental transfers (Local Development Fund, Human Development Fund, other transfers)
Appendix 1.2	Information on macro-economic aspects of extractive sector
Appendix 1.3	Artisanal and small-scale mining

Information requested by KPMG from government entities	
Appendix 1.4	Publications on the EI
Ministry of Labour	
Appendix 1	Information on initial reconciliation discrepancies
Appendix 2	Explanation on initial reconciliation discrepancies –Fees for recruiting foreign experts and workers
Appendix 3.1	Information on employment in the extractive sector
Appendix 3.2	Information on employment of foreign experts and workers in the extractive sector
Appendix 4	Representation letter
Mongolian Tax Agency	
Appendix 1	Information on initial reconciliation discrepancies
Appendix 2	Representation letter

Appendix 3: Key revenue streams

1. National level:

Initially reported key revenue streams for all reported companies to the M.EITI's e-reporting system at the national level are presented in the table below:

MNT million

	Key national revenue streams	Per government reported data		Per company reported data	
		Amount	%	Amount	%
Individual	Fee for exploitation of mineral resources (royalties)	607,653	34.8%	592,873	33.1%
	Petroleum receipts of GoM from PSA	285,574	16.4%	278,739	15.6%
	Corporate income tax	211,058	12.1%	201,429	11.2%
	Value added tax	197,539	11.3%	159,644	8.9%
	Employers' social and health insurance	135,727	7.8%	145,824	8.1%
	Total donations and support given to public agencies	107,276	6.1%	140,677	7.9%
	Licence fee for exploitation and exploration of mineral resources	41,099	2.4%	64,203	3.6%
	Customs service fee	40,351	2.3%	39,257	2.2%
	Customs duty	37,254	2.1%	38,672	2.2%
	Fee for air pollution	30,624	1.8%	32,218	1.8%
	Oil royalties	25,794	1.5%	30,956	1.7%
	Fee for recruiting foreign experts and workers	11,168	0.6%	21,981	1.2%
	Penalties	30	0.0%	15,049	0.8%
	Advance payments received by GoM	-	0.0%	13,783	0.8%
	Dividends on state investments	-	0.0%	1,606	0.1%
Aggregate	Tax on petrol and diesel fuel	5,147	0.3%	5,191	0.3%
	Excise on petrol and diesel fuel	2,596	0.1%	3,306	0.2%
	Reimbursement of deposit, exploration of which is carried out by the budget fund	2,004	0.1%	2,586	0.2%
	Bonus for training as per PSA	1,660	0.1%	1,569	0.1%
	Field deposit/area pledge as per PSA	1,381	0.1%	819	0.0%
	Supporting payment to representative office as per PSA	1,003	0.1%	751	0.0%
	Signature bonus in the year as per Product Sharing Agreement (PSA)	220	0.0%	505	0.0%
	Administration service charges as per PSA	66	0.0%	68	0.0%
	Receipts of GoM as per Nuclear Energy Law	-	0.0%	43	0.0%
	Other	-	0.0%	37	0.0%
	Bonus for production commencement as per PSA	-	0.0%	-	0.0%
	Tax on increase on some product price	-	0.0%	-	0.0%
	Reimbursement	-	0.0%	-	0.0%
Grand Total		1,745,224	100.0%	1,791,786	100.0%

2. Sub-national level:

Initially reported key revenue streams for all reported companies to the M.EITI's e-reporting system at the sub-national level are presented in the table below:

MNT million

	Key sub-national revenue streams	Per government reported data		Per company reported data	
		Amount	%	Amount	%
Individual	Fee for water use	113,973	49.9%	28,428	30.1%
	Real estate tax	45,895	20.1%	26,692	28.2%
	Land use fee	21,002	9.2%	16,742	17.7%
	Dividends on state investments	20,574	9.0%	13,245	14.0%
	Fees for use of mineral resources of wide spread	8,937	3.9%	4,511	4.8%
	Penalties	7,146	3.1%	2,030	2.1%
	Tax on vehicles and self-moving mechanisms	4,086	1.8%	1,057	1.1%
	Fee for recruiting foreign experts and workers	361	0.2%	426	0.4%
	50% Contribution to environmental protection special account	158	0.1%	27	0.0%
	Others	4,928	2.2%	1,170	1.2%
Aggregate	Reimbursement	587	0.3%	350	0.4%
	Support received as per PSA	569	0.2%	20	0.0%
Grand Total		228,216	100.0%	94,698	100.0%

Appendix 4: Information provided by companies

No.	Company name	Audit report on financial statements	Agreed upon procedures report	Additional reconciliation templates			Representation letter	Additional information templates		
				Appendix 1	Appendix 2	Appendix 3		Appendix 4	Appendix 5	Appendix 6
1	Adil-Och LLC	✓	x	✓	✓	N/A	✓	✓	✓	N/A
2	Aduunchuluun JSC	✓	x	✓	✓	N/A	✓	✓	✓	N/A
3	Agir Gal JSC	x	x	x	x	N/A	x	x	x	N/A
4	AGM Mining LLC	✓	x	✓	✓	N/A	✓	✓	✓	N/A
5	AHG Metals Group LLC	✓	x	✓	✓	N/A	✓	✓	✓	N/A
6	Alag Tevsh LLC	✓	x	✓	N/A	N/A	✓	✓	✓	N/A
7	Alishaa Khairkhan LLC	x	x	x	x	N/A	x	x	x	N/A
8	Altai Construction LLC	x	x	x	x	N/A	x	x	x	N/A
9	Altai Gold LLC	x	x	x	x	N/A	x	x	x	N/A
10	Altain Khuder LLC	✓	x	✓	✓	N/A	✓	✓	✓	N/A
11	Altan Dornod Mongol LLC	x	x	✓	✓	✓	x	✓	✓	N/A
12	Anand Bayan Tal LLC	x	x	x	✓	N/A	x	x	x	N/A
13	And Survey LLC	✓	x	✓	✓	N/A	✓	✓	✓	N/A
14	Andiin Ilch LLC	✓	x	✓	✓	N/A	x	✓	✓	N/A
15	Andkhuishan LLC	x	x	✓	✓	N/A	x	✓	x	N/A
16	Andyn Temuulel LLC	✓	x	✓	✓	✓	✓	✓	✓	N/A
17	Ankhai-International LLC	x	x	x	x	N/A	x	x	x	N/A
18	APEXPRO Investment Ltd LLC	✓	x	✓	✓	N/A	✓	✓	✓	N/A
19	Areva Mongol LLC	✓	✓	✓	✓	N/A	✓	✓	✓	N/A
20	Arslan Trade LLC	x	x	x	x	N/A	x	x	x	N/A
21	Asia Gold Mongolia LLC	✓	x	✓	✓	N/A	✓	x	x	N/A
22	Aurum Aurug LLC	x	x	✓	N/A	N/A	✓	✓	✓	N/A
23	Badmaarag Khash LLC	✓	x	✓	✓	N/A	✓	✓	✓	N/A
24	Baganuur JSC	✓	x	✓	✓	✓	✓	✓	✓	✓
25	Bayalag Ord LLC	✓	x	✓	✓	N/A	✓	✓	N/A	N/A

No.	Company name	Audit report on financial statements	Agreed upon procedures report	Additional reconciliation templates			Representation letter	Additional information templates		
				Appendix 1	Appendix 2	Appendix 3		Appendix 4	Appendix 5	Appendix 6
26	Bayan Airag Exploration LLC	✓	✗	✓	✓	✓	✓	✓	✓	N/A
27	Bayan Tegsh Impex LLC	✗	✗	✓	✓	N/A	✓	N/A	✓	N/A
28	Bayan-Erch LLC	✗	✗	✓	✓	N/A	✓	✗	✗	N/A
29	Bayanteeg JSC	✗	✗	✓	✓	N/A	✗	✗	✗	✗
30	Bayars Construction LLC	✗	✗	✓	✓	N/A	✓	✓	N/A	N/A
31	BCMM LLC	✗	✗	✓	N/A	✓	✗	✓	✓	N/A
32	Beren Group LLC	✓	✗	✓	✓	N/A	✓	✓	✓	N/A
33	Beren Mining JSC	✗	✗	✗	✗	N/A	✗	✗	✗	N/A
34	Berkh Resources LLC	✗	✗	✗	✗	N/A	✗	✗	✗	N/A
35	Berkh Uul JSC	✓	✗	✓	✓	N/A	✓	✓	✓	N/A
36	BHM LLC	✓	✗	✓	✓	N/A	✓	✓	✓	N/A
37	Bilegt Khaikhan Uul LLC	✓	✗	✓	✓	N/A	✓	N/A	✓	N/A
38	Bogda Holding LLC	✓	✗	✓	N/A	✓	✓	✓	✓	N/A
39	Boldtumur Yuruu Gol LLC	✗	✗	✓	✓	✓	✓	✓	✓	N/A
40	Boroo Gold LLC	✓	✗	✓	✓	✓	✓	✓	✓	N/A
41	Bridge Contruction LLC	✓	✗	✓	✓	N/A	✓	✓	N/A	N/A
42	British Mining LLC	✗	✗	✓	✓	N/A	✓	✗	✗	N/A
43	Bulbul LLC	✗	✗	✗	✗	N/A	✗	✗	✗	N/A
44	Bumbat LLC	✗	✗	✓	✓	N/A	✗	✗	✓	N/A
45	Bumbatiin Gol LLC	✗	✗	✓	✓	N/A	✓	✓	N/A	N/A
46	BUTI LLC	✓	✗	✓	✓	✓	✓	✓	✓	N/A
47	C.O.A.L LLC	✓	✗	✓	✓	N/A	✓	✓	✓	N/A
48	CCEM LLC	✗	✗	✓	N/A	N/A	✓	✓	N/A	N/A
49	Cement Shokhoi JSC	✓	✗	✓	✓	✓	✓	✓	✓	N/A
50	Centerra Gold Mongolia LLC	✓	✗	✓	✓	N/A	✓	✓	✓	N/A
51	Central Asian Cement LLC	✓	✗	✓	✓	N/A	✓	✓	✓	N/A
52	CGBEM LLC	✗	✗	✗	✗	N/A	✗	✗	✗	N/A
53	Chingisiin Khar Alt LLC	✓	✗	✓	✓	✓	✓	✓	✓	N/A

No.	Company name	Audit report on financial statements	Agreed upon procedures report	Additional reconciliation templates			Representation letter	Additional information templates		
				Appendix 1	Appendix 2	Appendix 3	Appendix 4	Appendix 5	Appendix 6	Appendix 7
54	Chinhash LLC	✓	x	✓	✓	✓	✓	✓	✓	N/A
55	Chinhua Mak Nariinsukhait LLC	✓	x	✓	✓	N/A	✓	✓	✓	N/A
56	CMKI LLC	✓	x	✓	✓	N/A	✓	✓	✓	N/A
57	Cogegobi LLC	✓	✓	✓	✓	N/A	✓	✓	✓	N/A
58	Commod LLC	✓	x	✓	✓	N/A	✓	✓	✓	N/A
59	Darkhan Metallurgical Plant SOE	x	x	x	x	x	x	x	x	x
60	Datsan Trade LLC	✓	x	✓	✓	N/A	✓	✓	N/A	N/A
61	Dong Sheng Petroleum Mongolia LLC	x	x	✓	✓	N/A	✓	✓	✓	N/A
62	Dun Yuan LLC	x	x	✓	✓	N/A	✓	✓	✓	N/A
63	Dun-Erdene LLC	✓	x	✓	✓	✓	✓	✓	✓	N/A
64	Ejbaley LLC	✓	x	✓	✓	N/A	✓	✓	✓	N/A
65	Empire Gas Mongolia LLC	✓	x	✓	✓	N/A	✓	✓	✓	N/A
66	Energy Resources LLC	✓	x	✓	✓	✓	✓	✓	✓	N/A
67	Entree LLC	✓	x	✓	✓	✓	✓	N/A	✓	N/A
68	Erchim JSC	✓	x	✓	✓	N/A	✓	✓	✓	N/A
69	Erdenedalai Coal LLC	x	x	x	x	N/A	x	x	x	N/A
70	Erdenes Mongol LLC	x	x	✓	✓	N/A	✓	x	x	x
71	Erdenes Shashirt Mining Resource LLC	x	x	x	x	N/A	x	x	x	N/A
72	Erdenes Tavan Tolgoi JSC	✓	x	✓	✓	✓	✓	✓	✓	✓
73	Erdenet Mining Corporation LLC	✓	x	x	✓	✓	✓	✓	✓	N/A
74	Erdes Murun LLC	x	x	✓	✓	✓	✓	✓	✓	N/A
75	Erel LLC	x	x	x	x	x	x	x	x	N/A
76	Esto LLC	x	x	✓	✓	N/A	✓	x	x	N/A
77	Etu'gen Eye LLC	x	x	x	x	N/A	x	x	x	N/A
78	Everlast LLC	✓	x	✓	N/A	✓	✓	✓	✓	N/A
79	FJPM LLC	✓	x	✓	N/A	N/A	✓	✓	N/A	N/A
80	Focus Metal Mining LLC	✓	x	✓	✓	✓	✓	✓	✓	N/A

No.	Company name	Audit report on financial statements	Agreed upon procedures report	Additional reconciliation templates			Representation letter	Additional information templates		
				Appendix 1	Appendix 2	Appendix 3	Appendix 4	Appendix 5	Appendix 6	Appendix 7
81	Freegood Erin LLC	✓	x	✓	✓	N/A	✓	✓	✓	N/A
82	FVSP LLC	✓	x	✓	✓	N/A	✓	✓	✓	N/A
83	G and U Gold LLC	x	x	✓	✓	N/A	x	x	x	N/A
84	Galaxy Mining Mongolia LLC	✓	x	✓	✓	N/A	✓	✓	✓	N/A
85	Gangar Invest LLC	x	x	x	x	N/A	x	x	x	N/A
86	Gan-Ich LLC	x	x	x	x	N/A	x	x	x	N/A
87	Gatsuurt LLC	x	x	x	x	x	x	x	x	N/A
88	GBNB LLC	x	x	x	x	x	x	x	x	N/A
89	Geosan LLC	✓	x	✓	✓	N/A	✓	✓	✓	N/A
90	Gobi Coal and Energy LLC	✓	x	✓	✓	✓	✓	✓	✓	N/A
91	Golden Gobi Mining LLC	✓	x	✓	✓	N/A	x	x	✓	N/A
92	Golden Sea Petroleum LLC	x	x	x	x	N/A	x	x	x	N/A
93	Goldland LLC	x	x	x	x	N/A	x	x	x	N/A
94	Govi Ereen LLC	✓	x	✓	✓	N/A	✓	✓	✓	N/A
95	GPF LLC	✓	x	✓	✓	N/A	✓	✓	✓	N/A
96	Green Station LLC	x	x	✓	✓	N/A	x	x	x	N/A
97	Gurvan Tukhum LLC	x	x	✓	✓	✓	✓	✓	✓	N/A
98	Hongchangli LLC	✓	x	✓	✓	✓	✓	✓	N/A	N/A
99	Hualyan LLC	✓	x	✓	✓	N/A	✓	✓	✓	N/A
100	Hun Hua LLC	x	x	✓	✓	N/A	✓	✓	✓	N/A
101	Hunan LLC	x	x	x	x	N/A	x	x	x	N/A
102	Hunnu Govi Altai LLC	x	x	✓	✓	N/A	x	x	x	N/A
103	Ibex Land Mongolia LLC	✓	x	✓	✓	N/A	✓	x	x	N/A
104	Ikher Gurvan Tsokhio LLC	✓	x	✓	N/A	✓	✓	✓	✓	N/A
105	Ilt Gold LLC	✓	x	✓	✓	✓	✓	✓	✓	N/A
106	IND LLC	x	x	✓	N/A	N/A	✓	✓	N/A	N/A
107	Infinity Space LLC	✓	x	✓	✓	N/A	✓	✓	✓	N/A
108	Interglobal LLC	x	x	✓	✓	N/A	✓	✓	✓	N/A

No.	Company name	Audit report on financial statements	Agreed upon procedures report	Additional reconciliation templates			Representation letter	Additional information templates		
				Appendix 1	Appendix 2	Appendix 3	Appendix 4	Appendix 5	Appendix 6	Appendix 7
109	Itgelt Khuleg LLC	✓	x	✓	✓	N/A	✓	✓	✓	N/A
110	Jado Zambala LLC	x	x	x	N/A	N/A	x	x	x	N/A
111	Javkhant Ord LLC	✓	x	✓	✓	N/A	x	✓	✓	N/A
112	Jinhua Ord LLC	x	x	x	✓	N/A	✓	x	x	N/A
113	Jon Yuan LLC	✓	x	✓	✓	✓	✓	✓	✓	N/A
114	Jump-Alt LLC	✓	x	✓	✓	✓	✓	✓	✓	N/A
115	Khangad Exploration LLC	✓	x	✓	✓	✓	✓	✓	✓	N/A
116	Khanshashir LLC	✓	x	✓	✓	N/A	✓	✓	✓	N/A
117	Khartarvagatai LLC	✓	x	✓	✓	N/A	✓	x	✓	N/A
118	Kherlen Impex LLC	x	x	✓	✓	N/A	✓	✓	✓	N/A
119	Khorikh 443-r angi	x	x	x	N/A	x	x	x	x	N/A
120	Khos Khas LLC	✓	x	✓	✓	N/A	✓	✓	✓	N/A
121	Khotgor LLC	x	x	✓	✓	N/A	✓	✓	✓	N/A
122	Khotgor Shanaga LLC	✓	x	✓	✓	N/A	✓	✓	✓	N/A
123	Khotu LLC	✓	x	✓	✓	N/A	✓	✓	✓	N/A
124	Khuder Erdene LLC	✓	x	✓	✓	✓	✓	✓	✓	N/A
125	Khurgatai Khaikhan LLC	✓	x	✓	✓	✓	✓	✓	✓	N/A
126	Khuvsgul Zam LLC	x	x	x	x	x	x	x	x	N/A
127	Kunlun LLC	✓	x	✓	✓	N/A	✓	✓	✓	N/A
128	Lut Chuluu LLC	✓	x	✓	✓	N/A	✓	✓	✓	N/A
129	Magnai Trade LLC	x	x	x	x	x	x	x	x	N/A
130	Marco Polo LLC	✓	x	✓	✓	✓	✓	✓	✓	N/A
131	Max Impex LLC	x	x	✓	✓	N/A	x	x	x	N/A
132	MCTT LLC	x	x	✓	✓	N/A	✓	✓	N/A	N/A
133	MDFE LLC	x	x	✓	✓	N/A	✓	x	x	N/A
134	Metal Impex LLC	✓	x	✓	✓	✓	✓	✓	✓	N/A
135	MGB LLC	x	x	x	x	N/A	x	x	x	N/A
136	MKMN Mining LLC	✓	x	✓	✓	N/A	✓	✓	✓	N/A

No.	Company name	Audit report on financial statements	Agreed upon procedures report	Additional reconciliation templates			Representation letter	Additional information templates		
				Appendix 1	Appendix 2	Appendix 3	Appendix 4	Appendix 5	Appendix 6	Appendix 7
137	ML Tsakhiurt Ovoo LLC	✓	x	✓	✓	N/A	✓	✓	✓	N/A
138	MoEnCo LLC	✓	x	✓	✓	✓	✓	✓	✓	N/A
139	Mogoin Gol JSC	✓	x	✓	✓	✓	✓	✓	✓	✓
140	Mon-Ajnai LLC	✓	x	✓	✓	✓	✓	✓	✓	N/A
141	Mondulaan Trade LLC	x	x	✓	✓	✓	✓	✓	N/A	N/A
142	Mongol Altay Resources LLC	✓	x	✓	N/A	N/A	✓	✓	✓	N/A
143	Mongol Bolgar Geo LLC	x	x	x	x	N/A	x	x	x	N/A
144	Mongol Ceramic LLC	x	x	x	x	x	x	x	x	N/A
145	Mongol Czech Metal LLC	✓	x	✓	✓	N/A	✓	✓	✓	N/A
146	Mongol Mining and Exploration LLC	✓	x	✓	✓	N/A	✓	✓	✓	N/A
147	Mongoliyn Altan Ayalal LLC	x	x	✓	✓	N/A	✓	x	x	N/A
148	Mongoljuyanli LLC	✓	x	✓	✓	N/A	✓	✓	✓	N/A
149	Mongolrostsvetmet LLC	✓	x	✓	✓	✓	✓	✓	✓	✓
150	Mongolyn Alt Mak LLC	✓	x	✓	✓	✓	✓	✓	✓	N/A
151	Monpolymet LLC	✓	x	✓	✓	✓	✓	✓	✓	N/A
152	Monwolfram LLC	✓	x	✓	✓	✓	✓	✓	✓	N/A
153	Munkh Noyon Suvarga LLC	✓	x	✓	✓	N/A	x	x	x	N/A
154	Namo Bridge LLC	x	x	✓	N/A	✓	x	✓	x	N/A
155	Narantuul Trade LLC	x	x	✓	✓	✓	✓	x	x	N/A
156	Niislel Urgoo LLC	x	x	✓	✓	N/A	x	x	x	N/A
157	NK LLC	✓	x	✓	✓	N/A	✓	✓	✓	N/A
158	Northwind LLC	✓	x	✓	✓	N/A	✓	✓	✓	N/A
159	Noyongari LLC	✓	x	✓	✓	N/A	✓	✓	✓	N/A
160	NPI LLC	x	x	N/A	✓	✓	x	x	x	N/A
161	Ochir Tuv LLC	✓	x	✓	✓	✓	✓	✓	✓	N/A
162	Ochir Undraa LLC	✓	x	✓	✓	N/A	✓	✓	N/A	N/A
163	Ochirnyam LLC	x	x	✓	✓	N/A	✓	✓	✓	N/A
164	Olon Ovoot Gold LLC	x	x	x	x	N/A	x	x	x	N/A

No.	Company name	Audit report on financial statements	Agreed upon procedures report	Additional reconciliation templates			Representation letter	Additional information templates		
				Appendix 1	Appendix 2	Appendix 3	Appendix 4	Appendix 5	Appendix 6	Appendix 7
165	Olongol Trade LLC	x	x	x	x	x	x	x	x	N/A
166	Orchlon Construction LLC	x	x	x	x	N/A	x	x	x	N/A
167	Orchlon-Ord LLC	x	x	✓	✓	N/A	✓	✓	N/A	N/A
168	Ord Talst LLC	x	x	✓	✓	N/A	✓	x	x	N/A
169	Otgontenger-Orgil LLC	x	x	x	x	x	x	x	x	N/A
170	Oyu Tolgoi LLC	✓	x	✓	✓	✓	✓	✓	✓	N/A
171	Oyut Ulaan LLC	✓	x	✓	✓	✓	✓	✓	✓	N/A
172	Peabody Winsway Resources LLC	✓	x	✓	✓	N/A	✓	✓	✓	N/A
173	Petrochina Daqing Tamsag LLC	✓	x	✓	✓	✓	✓	✓	✓	N/A
174	Platinum Land LLC	✓	x	✓	✓	✓	✓	✓	✓	N/A
175	Redhill Mongolia LLC	✓	x	✓	✓	✓	✓	✓	✓	N/A
176	Remicon JSC	✓	x	✓	✓	N/A	✓	✓	✓	N/A
177	Reo LLC	✓	x	✓	✓	✓	✓	✓	✓	N/A
178	SBF LLC	x	x	✓	✓	N/A	✓	x	x	N/A
179	Senj Sant LLC	x	x	✓	x	N/A	x	x	x	N/A
180	Shan Lun LLC	✓	x	✓	✓	N/A	✓	✓	✓	N/A
181	Shanjing-Ord LLC	✓	x	✓	✓	✓	✓	✓	✓	N/A
182	Shar Narst LLC	✓	x	✓	✓	N/A	✓	✓	✓	N/A
183	Sharyn Gol JSC	✓	x	✓	✓	✓	✓	✓	✓	N/A
184	Shijir Talst LLC	✓	x	✓	✓	N/A	✓	✓	✓	N/A
185	Shin Shin LLC	✓	x	✓	✓	✓	✓	✓	✓	N/A
186	Shine Ilion Nen Yuan LLC	x	x	✓	N/A	✓	x	x	x	N/A
187	Shinelongda LLC	✓	x	✓	N/A	N/A	✓	✓	✓	N/A
188	Shirizstone LLC	✓	x	✓	✓	N/A	✓	✓	✓	N/A
189	Shivee-Ovoo JSC	✓	x	✓	✓	✓	✓	✓	✓	✓
190	Shtainkole LLC	x	x	✓	✓	N/A	✓	✓	✓	N/A
191	Shunkhlai Energy LLC	x	x	N/A	N/A	N/A	N/A	N/A	N/A	N/A
192	SMI LLC	✓	x	✓	✓	✓	✓	✓	✓	N/A

No.	Company name	Audit report on financial statements	Agreed upon procedures report	Additional reconciliation templates			Representation letter	Additional information templates		
				Appendix 1	Appendix 2	Appendix 3	Appendix 4	Appendix 5	Appendix 6	Appendix 7
193	Sod Gazar LLC	✓	x	✓	✓	N/A	✓	✓	✓	N/A
194	Sonor Trade LLC	✓	x	✓	✓	✓	✓	✓	✓	N/A
195	South Gobi Coal Trans LLC	✓	x	✓	✓	N/A	✓	✓	✓	N/A
196	South Gobi Sands LLC	✓	x	✓	✓	✓	✓	✓	✓	N/A
197	Special Mines LLC	x	x	x	x	N/A	x	x	x	N/A
198	SS Mongolia LLC	✓	x	✓	✓	✓	✓	✓	✓	N/A
199	Taishen Development LLC	✓	x	✓	✓	✓	✓	✓	✓	N/A
200	Taliin Shigtgee LLC	x	x	✓	✓	N/A	✓	✓	✓	N/A
201	Tavan Tolgoi Nuursnii Uurkhai LLC	✓	x	✓	✓	✓	x	✓	✓	x
202	Tavan Tolgoi Trans LLC	✓	x	✓	✓	✓	✓	✓	✓	N/A
203	Tegshplant LLC	✓	x	✓	✓	✓	✓	✓	✓	N/A
204	Ten xun LLC	✓	x	✓	✓	✓	✓	✓	✓	N/A
205	Tengri Terra Resource LLC	✓	x	✓	✓	N/A	✓	✓	✓	N/A
206	Tenuun Baigal LLC	x	x	x	x	N/A	x	x	x	N/A
207	Terra Energy LLC	✓	x	✓	✓	N/A	✓	✓	✓	N/A
208	Teso LLC	✓	x	✓	✓	N/A	✓	✓	✓	N/A
209	Tethys mining LLC	x	x	x	x	x	x	x	x	N/A
210	Tod-Undarga LLC	✓	x	✓	✓	✓	x	✓	✓	N/A
211	Tsagaan Uvuljuu LLC	✓	x	✓	✓	✓	✓	✓	✓	N/A
212	Tsaglashgui Gold LLC	x	x	✓	✓	N/A	x	x	x	N/A
213	Tsairt Mineral LLC	✓	x	✓	✓	N/A	✓	✓	✓	N/A
214	Tseetsee-Impex LLC	✓	x	✓	✓	N/A	✓	✓	✓	N/A
215	Tsengeg Orog LLC	x	x	✓	✓	✓	✓	✓	✓	N/A
216	Tsetsens Mining and Energy LLC	x	x	✓	✓	N/A	✓	✓	✓	N/A
217	Tsevdeg LLC	✓	x	✓	✓	N/A	✓	✓	✓	N/A
218	Ubtz-iin Chuluun Zavod LLC	x	x	✓	✓	✓	✓	✓	✓	N/A
219	Ugalzan Tsamkhag LLC	x	x	x	x	N/A	x	x	x	N/A
220	Uguuj Bayan Khangai LLC	✓	x	✓	✓	N/A	✓	✓	✓	N/A

No.	Company name	Audit report on financial statements	Agreed upon procedures report	Additional reconciliation templates			Representation letter	Additional information templates		
				Appendix 1	Appendix 2	Appendix 3		Appendix 4	Appendix 5	Appendix 6
221	Ulz Gol LLC	✓	x	✓	✓	N/A	x	✓	✓	N/A
222	Undurbuyant LLC	x	x	x	x	N/A	x	x	x	N/A
223	Universal Copper LLC	✓	x	✓	✓	N/A	✓	✓	✓	N/A
224	Urmun Uul LLC	✓	x	✓	✓	✓	✓	✓	✓	N/A
225	Us-Orchin LLC	✓	x	✓	✓	N/A	✓	✓	✓	N/A
226	Usukh Zoos LLC	✓	x	✓	✓	✓	✓	✓	✓	N/A
227	Uulszaamar LLC	✓	x	✓	✓	✓	✓	✓	✓	N/A
228	Uurt Gold LLC	✓	x	✓	✓	✓	✓	✓	✓	N/A
229	Wolf Petroleum LLC	✓	x	✓	✓	N/A	✓	✓	✓	N/A
230	Xuadi Kyonei LLC	x	x	✓	✓	N/A	✓		N/A	N/A
231	Yalguusan LLC	✓	x	✓	✓	N/A	✓	✓	✓	N/A
232	Yushengming LLC	x	x	x	x	N/A	x	x	x	N/A
233	Zasag Chandmani Mines LLC	✓	x	✓	✓	✓	✓	✓	✓	N/A
234	Zo-Jue LLC	x	x	✓	✓	N/A	✓	x	x	N/A
235	Zon Hen Yu Tian LLC	x	x	✓	✓	✓	✓	✓	✓	N/A
236	Zuunnaiman Suvarga LLC	✓	x	✓	✓	N/A	✓	✓	✓	N/A

Key

✓	Received excel files, no signed document
✓	Received signed document
x	Not received

Appendix 5: Information provided by government entities

KPMG requested to obtain information from the government entities through Appendices 1-4 with subcategories where needed. The number of appendices and requested information types vary based on the nature of operations of the entities. For more detailed information on appendices sent to the government entities, please refer to Appendix 2.

#	Company name	Information on initial reconciliation discrepancies	Explanation on initial reconciliation discrepancies	Additional information templates	Management representation letter
1	Customs Office	✓	✓	✓	x
2	Ministry of Environment, Green Development and Tourism	✓	✓	✓	✓
3	Ministry of Finance	N/A	N/A	✓	✓
4	State Property Committee	✓	✓	x	x
5	Ministry of Labour	✓	✓	x	✓
6	State Professional Inspection Agency	x	x	N/A	x
7	Social Insurance General Office	✓	✓	N/A	✓
8	Mineral Resources Authority of Mongolia	✓	✓	✓	x
9	Mongolian Tax Agency	✓	N/A	N/A	✓
10	Petroleum Authority of Mongolia	✓	✓	✓	x
11	General Authority for State Registration	N/A	N/A	x	✓
12	Ministry of Health and Sports	N/A	N/A	x	x
13	Ministry of Education, Science and Culture	N/A	N/A	x	x
14	Arkhangai aimag	✓	✓	x	✓
15	Bayan-Ulgii aimag	✓	✓	✓	✓
16	Bayankhongor aimag	✓	x	x	x
17	Bulgan aimag	✓	✓	✓	x
18	Gobi-Altai aimag	✓	✓	x	x
19	Gobisumber aimag	✓	N/A	x	x
20	Darkhan-Uul aimag	✓	N/A	x	x
21	Dornogobi aimag	✓	✓	✓	✓

#	Company name	Information on initial reconciliation discrepancies	Explanation on initial reconciliation discrepancies	Additional information templates	Management representation letter
22	Dornod aimag	✓	✓	x	x
23	Dundgobi aimag	✓	✓	x	x
24	Zavkhan aimag	✓	N/A	✓	✓
25	Orkhon aimag	✓	✓	✓	x
26	Uvurkhangai aimag	N/A	N/A	✓	✓
27	Umnugobi aimag	✓	✓	x	x
28	Sukhbaatar aimag	✓	✓	x	x
29	Selenge aimag	✓	✓	✓	x
30	Tuv aimag	✓	✓	✓	x
31	Uvs aimag	N/A	N/A	✓	✓
32	Khovd aimag	x	x	x	x
33	Khuvsgul aimag	✓	N/A	✓	x
34	Khentii aimag	✓	✓	✓	✓
35	Bayangol district	✓	✓	N/A	✓
36	Bayanzurkh district	✓	✓	N/A	✓
37	Songinokhairkhan district	x	✓	N/A	x
38	Sukhbaatar district	x	✓	N/A	x
39	Khan-Uul district	x	✓	N/A	✓
40	Chingeltei district	✓	✓	N/A	✓
41	The governor's office of Ulaanbaatar city	✓	✓	N/A	x

Key

✓	Received excel files, no signed document
✓	Received signed documents
x	Not received

Appendix 6: Unreconciled differences split by company

MNT million

#	Company name	Registration number	After reconciliation		Unreconciled differences
			Government reported data	Company reported data	
1	Adil-Och LLC	2707969	410	407	3
2	Aduunchuluun JSC	2011239	991	990	1
3	Agir Gal JSC	2075768	-	-	-
4	AGM Mining LLC	5176727	488	487	1
5	AHG Metals Group LLC	5420172	10	7	3
6	Alag Tevsh LLC	5161312	127	127	-
7	Alishaa Khairkhan LLC	2869594	1,035	1,035	-
8	Altai Construction LLC	2761165	-	-	-
9	Altai Gold LLC	2877694	-	-	-
10	Altain Khuder LLC	5095549	15,974	15,955	19
11	Altan Dornod Mongol LLC	2112868	4,169	4,183	(14)
12	Anand Bayan Tal LLC	5218624	158	158	-
13	And Survey LLC	5244501	86	86	-
14	Andiin Ilch LLC	5051118	750	739	11
15	Andkhuishan LLC	5109795	334	334	-
16	Andyn Temuulel LLC	5205581	212	210	2
17	Ankhai-International LLC	2863847	604	604	-
18	APEXPRO Investment Ltd LLC	5244676	2	2	-
19	Areva Mongol LLC	5022398	-	-	-
20	Arslan Trade LLC	2085399	2	1	1
21	Asia Gold Mongolia LLC	2678179	166	166	-
22	Aurum Aurug LLC	5024323	355	355	-
23	Badmaarag Khash LLC	5215919	347	348	(1)
24	Baganuur JSC	2008572	16,602	16,619	(17)
25	Bayalag Ord LLC	2007126	255	255	-
26	Bayan Airag Exploration LLC	2708701	3,723	3,708	15
27	Bayan Tegsh Impex LLC	2609436	88	87	1
28	Bayan-Erch LLC	5023998	140	140	-
29	Bayanteeg JSC	2014491	331	332	(1)
30	Bayars Construction LLC	2061899	9	9	-
31	BCMM LLC	5315425	-	-	-
32	Beren Group LLC	2063182	79	79	-
33	Beren Mining JSC	2886219	314	269	45
34	Berkh Resources LLC	5210402	397	393	4
35	Berkh Uul JSC	2643928	197	197	-
36	BHM LLC	2657449	282	267	15
37	Bilegt Khairkhan Uul LLC	5376467	219	220	(1)
38	Bogda Holding LLC	2613239	-	-	-
39	Boldtumur Yuruu Gol LLC	2855119	16,716	16,688	28
40	Boroo Gold LLC	2094533	16,585	16,579	6
41	Bridge Contruction LLC	2593009	270	231	39
42	British Mining LLC	5407761	108	107	1
43	Bulbul LLC	2090082	-	-	-
44	Bumbat LLC	2075652	682	682	-
45	Bumbatiin Gol LLC	2542714	1	1	-
46	BUTI LLC	2808676	-	-	-
47	C.O.A.L LLC	5261198	1,524	1,524	-
48	CCEM LLC	5460093	300	300	-
49	Cement Shokhoi JSC	2641984	2,520	2,522	(2)
50	Centerra Gold Mongolia LLC	2108291	563	564	(1)
51	Central Asian Cement LLC	2737221	3	4	(1)
52	CGBEM LLC	5384982	176	182	(6)

#	Company name	Registration number	After reconciliation		Unreconciled differences
			Government reported data	Company reported data	
53	Chingisiin Khar Alt LLC	5031869	72	72	-
54	Chinhash LLC	5374367	442	441	1
55	Chinhua Mak Nariinsukhait LLC	2697947	9,495	9,495	-
56	CMKI LLC	5288703	238	238	-
57	Cogegobi LLC	2078449	2,094	2,047	47
58	Commod LLC	2685841	128	128	-
59	Darkhan Metallurgical Plant SOE	2051303	11,730	15,897	(4,167)
60	Datsan Trade LLC	2061848	380	372	8
61	Dong Sheng Petroleum Mongolia LLC	2766337	25,022	24,982	40
62	Dun Yuan LLC	2724146	244	256	(12)
63	Dun-Erdene LLC	2010933	437	469	(32)
64	Ejbaley LLC	5315603	284	284	-
65	Empire Gas Mongolia LLC	5861462	90	89	1
66	Energy Resources LLC	2887746	42,484	42,470	14
67	Entree LLC	2705133	2,284	2,284	-
68	Erchim JSC	2003821	249	250	(1)
69	Erdenedalai Coal LLC	5537835	283	283	-
70	Erdenes Mongol LLC	5124913	37	38	(1)
71	Erdenes Shashirt Mining Resource LLC	5517052	439	439	-
72	Erdenes Tavan Tolgoi JSC	5435528	169,250	169,240	10
73	Erdenet Mining Corporation LLC	2074192	447,274	447,278	(4)
74	Erdes Murun LLC	2705036	1	1	-
75	Erel LLC	2027194	1,031	446	585
76	Esto LLC	2861224	1	1	-
77	Etu'gen Eye LLC	5109078	160	159	1
78	Everlast LLC	5169844	30	30	-
79	FJPM LLC	5105501	103	103	-
80	Focus Metal Mining LLC	5567319	918	919	(1)
81	Freegood Erin LLC	5298679	153	153	-
82	FVSP LLC	5137977	1,288	1,289	(1)
83	G And U Gold LLC	2675471	295	296	(1)
84	Galaxy Mining Mongolia LLC	5584469	382	368	14
85	Gangar Invest LLC	2095092	1	-	1
86	Gan-Ich LLC	2544695	-	-	-
87	Gatsuurt LLC	2054701	11	12	(1)
88	GBNB LLC	2615797	568	535	33
89	Geosan LLC	2070251	15	16	(1)
90	Gobi Coal And Energy LLC	2862468	449	446	3
91	Golden Gobi Mining LLC	5340624	319	319	-
92	Golden Sea Petroleum LLC	5117291	-	-	-
93	Goldland LLC	2668548	-	-	-
94	Govi Ereen LLC	5260833	26	26	-
95	GPF LLC	5421624	809	809	-
96	Green Station LLC	2650436	357	356	1
97	Gurvan Tukhum LLC	2086166	415	402	13
98	Hongchangli LLC	5352959	291	289	2
99	Hualyan LLC	2718375	14	14	-
100	Hun Hua LLC	2598256	115	115	-
101	Hunan LLC	2549204	3	2	1
102	Hunnu Govi Altai LLC	5294495	34	9	25
103	Ibex Land Mongolia LLC	5249333	5	5	-
104	Ikher Gurvan Tsokhio LLC	5320569	1	-	1
105	Ilt Gold LLC	5073189	464	451	13
106	IND LLC	5083265	104	104	-
107	Infinity Space LLC	5467268	23,294	23,293	1

#	Company name	Registration number	After reconciliation		Unreconciled differences
			Government reported data	Company reported data	
108	Interglobal LLC	2734052	257	257	-
109	Itgelt Khuleg LLC	2093154	201	201	-
110	Jado Zambala LLC	5417791	357	357	-
111	Javkhlant Ord LLC	5217652	316	316	-
112	Jinhua Ord LLC	5002486	2,174	2,174	-
113	Jon Yuan LLC	2780518	255	256	(1)
114	Jump-Alt LLC	3738191	113	113	-
115	Khangad Exploration LLC	2887134	772	769	3
116	Khanshashir LLC	2618176	149	150	(1)
117	Khartarvagatai LLC	2001454	353	354	(1)
118	Kherlen Impex LLC	2009765	306	305	1
119	Khorikh 443-r angi	9069798	1	-	1
120	Khos Khas LLC	2100231	408	408	-
121	Khotgor LLC	2661128	355	349	6
122	Khotgor Shanaga LLC	2662647	161	164	(3)
123	Khotu LLC	2763788	182	179	3
124	Khuder Erdene LLC	2041391	176	176	-
125	Khurgatai Khairkhan LLC	5104424	146	146	-
126	Khuvsgul Zam LLC	2034719	-	-	-
127	Kunlun LLC	2745534	105	106	(1)
128	Lut Chuluu LLC	5396662	3,362	3,362	-
129	Magnai Trade LLC	2082489	-	-	-
130	Marco Polo LLC	2069792	864	821	43
131	Max Impex LLC	2057573	42	42	-
132	MCTT LLC	5015243	475	467	8
133	MDFE LLC	5504767	366	350	16
134	Metal Impex LLC	2090511	2,024	2,024	-
135	MGB LLC	5018536	83	84	(1)
136	MKMN Mining LLC	5287227	154	154	-
137	ML Tsakhiurt Ovoo LLC	5452503	13	15	(2)
138	MoEnCo LLC	5141583	2,627	2,631	(4)
139	Mogoin Gol JSC	2034859	264	266	(2)
140	Mon-Ajnai LLC	2067544	11	11	-
141	Mondulaan Trade LLC	2554518	8,466	8,489	(23)
142	Mongol Altay Resources LLC	5476372	413	413	-
143	Mongol Bolgar Geo LLC	2550245	53	-	53
144	Mongol Ceramic LLC	2091283	33	32	1
145	Mongol Czech Metal LLC	5051134	668	669	(1)
146	Mongol Mining And Exploration LLC	5253535	619	619	-
147	Mongoliyn Altan Ayala LLC	2871777	472	472	-
148	Mongoljuyanli LLC	5051304	268	275	(7)
149	Mongolrosvetmet LLC	2550466	3,825	3,827	(2)
150	Mongolyn Alt Mak LLC	2095025	39,147	39,141	6
151	Monpolymet LLC	2029278	5,474	5,477	(3)
152	Monwolfram LLC	2743744	655	655	-
153	Munkh Noyon Suvarga LLC	5314577	1,492	1,505	(13)
154	Namo Bridge LLC	5047307	23	13	10
155	Narantuul Trade LLC	2070022	1,441	1,441	-
156	Niislel Urgoo LLC	2044161	237	237	-
157	NK LLC	2703068	174	174	-
158	Northwind LLC	5003539	287	287	-
159	Noyongari LLC	5233232	282	283	(1)
160	NPI LLC	5066417	-	-	-
161	Ochir Tuv LLC	2031256	221	220	1
162	Ochir Undraa LLC	2659603	5	5	-
163	Ochirnyam LLC	2101807	-	-	-

#	Company name	Registration number	After reconciliation		Unreconciled differences
			Government reported data	Company reported data	
164	Olon Ovoot Gold LLC	5099005	261	261	-
165	Olongol Trade LLC	2109638	15	14	1
166	Orchlon Construction LLC	2747804	1	-	1
167	Orchlon-Ord LLC	5152054	269	269	-
168	Ord Talst LLC	5020719	101	101	-
169	Otgontenger-Orgil LLC	2030861	1	-	1
170	Oyu Tolgoi LLC	2657457	235,855	235,850	5
171	Oyut Ulaan LLC	2678187	184	184	-
172	Peabody Winsway Resources LLC	5170672	555	556	(1)
173	Petrochina Daqing Tamsag LLC	2075385	314,962	314,913	49
174	Platinum Land LLC	5076285	1	1	-
175	Redhill Mongolia LLC	5068827	805	815	(10)
176	Remicon JSC	5191823	301	302	(1)
177	Reo LLC	5018056	458	457	1
178	SBF LLC	5184851	255	256	(1)
179	Senj Sant LLC	5106567	4	-	4
180	Shan Lun LLC	2784904	477	476	1
181	Shanjing-Ord LLC	5197325	105	89	16
182	Shar Narst LLC	2618621	262	248	14
183	Sharyn Gol JSC	2050374	2,126	2,167	(41)
184	Shijir Talst LLC	2770601	269	268	1
185	Shin Shin LLC	2830213	10	10	-
186	Shine Ilion Nen Yuan LLC	5250862	99	99	-
187	Shinelongda LLC	5164621	190	190	-
188	Shirizstone LLC	5257352	81	81	-
189	Shivee-Ovoo JSC	2004879	2,617	2,617	-
190	Shtainkole LLC	5752728	311	282	29
191	Shunkhlai Energy LLC	5102685	-	-	-
192	SMI LLC	5182212	4	5	(1)
193	Sod Gazar LLC	5031974	81	81	-
194	Sonor Trade LLC	2590565	368	368	-
195	South Gobi Coal Trans LLC	5358221	377	377	-
196	South Gobi Sands LLC	5084555	27,997	27,999	(2)
197	Special Mines LLC	5295858	30	-	30
198	SS Mongolia LLC	2587645	736	739	(3)
199	Taishen Development LLC	2777223	285	284	1
200	Taliin Shigtgee LLC	5306361	302	247	55
201	Tavan Tolgoi Nuurnii Uurkhay LLC	2016656	29,308	29,312	(4)
202	Tavan Tolgoi Trans LLC	5000505	4	5	(1)
203	Tegshplant LLC	5320259	624	622	2
204	Ten xun LLC	2839717	1,401	1,392	9
205	Tengri Terra Resource LLC	5321611	503	503	-
206	Tenuun Baigal LLC	2582457	104	80	24
207	Terra Energy LLC	5430682	153	153	-
208	Teso LLC	2293463	2	2	-
209	Tethys mining LLC	2807459	124	124	-
210	Tod-Undarga LLC	2872943	255	271	(16)
211	Tsagaan Uvuljuu LLC	5352827	524	498	26
212	Tsaglashgui Gold LLC	2837196	169	179	(10)
213	Tsairt Mineral LLC	2548747	30,439	30,398	41
214	Tseetsee-Impex LLC	2804816	123	123	-
215	Tsengeg Orog LLC	5320798	176	176	-
216	Tsetsens Mining And Energy LLC	5482046	112	112	-
217	Tsevdeg LLC	2587025	97	97	-
218	Ubtz-lin Chuluun Zavod LLC	2076675	532	532	-
219	Ugalzan Tsamkhag LLC	5171881	90	-	90

#	Company name	Registration number	After reconciliation		Unreconciled differences
			Government reported data	Company reported data	
220	Uguuj Bayan Khangai LLC	5515882	144	116	28
221	Uiz Gol LLC	2344343	1,178	1,153	25
222	Undurbuyant LLC	2047764	-	-	-
223	Universal Copper LLC	2875578	273	273	-
224	Urmun Uul LLC	2617749	644	657	(13)
225	Us-Orchin LLC	2657694	496	496	-
226	Usukh Zoos LLC	5199077	1,369	1,369	-
227	Uulszaamar LLC	2819996	2,151	2,155	(4)
228	Uurt Gold LLC	2766868	250	249	1
229	Wolf Petroleum LLC	5660327	63	63	-
230	Xuadi Kyonei LLC	5232538	552	552	-
231	Yalguusan LLC	2112663	890	890	-
232	Yushengming LLC	5382475	437	-	437
233	Zasag Chandmani Mines LLC	5382432	803	804	(1)
234	Zo-Jue LLC	5016665	87	93	(6)
235	Zon Hen Yu Tian LLC	5098297	-	-	-
236	Zuunnaiman Suvarga LLC	2113023	759	759	-
Total			1,579,835	1,582,228	(2,393)

Appendix 7: Initial reconciliation, adjustments and reconciliation after adjustments split by companies

MNT million

#	Company names	Initial reporting			Adjustments		Reconciliation after adjustments		
		Government	Company	Difference	Government	Company	Government	Company	Difference
1	Adil-Och LLC	410	389	21	-	18	410	407	3
2	Aduunchuluun JSC	402	976	(574)	589	14	991	990	1
3	Agir Gal JSC	170	-	170	(170)	-	-	-	-
4	AGM Mining LLC	740	976	(236)	(252)	(489)	488	487	1
5	AHG Metals Group LLC	281	4	277	(271)	3	10	7	3
6	Alag Tevsh LLC	127	127	-	-	-	127	127	-
7	Alishaa Khairkhan LLC	1,035	1,035	-	-	-	1,035	1,035	-
8	Altai Construction LLC	655	-	655	(655)	-	-	-	-
9	Altai Gold LLC	147	-	147	(147)	-	-	-	-
10	Altain Khuder LLC	15,943	15,801	142	31	154	15,974	15,955	19
11	Altan Dornod Mongol LLC	2,026	3,457	(1,431)	2,143	726	4,169	4,183	(14)
12	Anand Bayan Tal LLC	152	278	(126)	6	(120)	158	158	-
13	And Survey LLC	86	22	64	-	64	86	86	-
14	Andiin Ilch LLC	750	-	750	-	739	750	739	11
15	Andkhuishan LLC	334	-	334	-	334	334	334	-
16	Andyn Temuulel LLC	198	18,788	(18,590)	14	(18,578)	212	210	2
17	Ankhai-International LLC	604	604	-	-	-	604	604	-
18	APEXPRO Investment Ltd LLC	2	-	2	-	2	2	2	-
19	Areva Mongol LLC	382	552	(170)	(382)	(552)	-	-	-
20	Arslan Trade LLC	1,101	1	1,100	(1,099)	-	2	1	1
21	Asia Gold Mongolia LLC	165	93	72	1	73	166	166	-
22	Aurum Aurug LLC	355	355	-	-	-	355	355	-
23	Badmaarag Khash LLC	347	348	(1)	-	-	347	348	(1)
24	Baganuur JSC	11,003	16,571	(5,568)	5,599	48	16,602	16,619	(17)
25	Bayalag Ord LLC	255	265	(10)	-	(10)	255	255	-
26	Bayan Airag Exploration LLC	4,848	3,617	1,231	(1,125)	91	3,723	3,708	15
27	Bayan Tegsh Impex LLC	88	76	12	-	11	88	87	1
28	Bayan-Erch LLC	158	-	158	(18)	140	140	140	-
29	Bayanteeg JSC	102	314	(212)	229	18	331	332	(1)
30	Bayars Construction LLC	230	5	225	(221)	4	9	9	-
31	BCMM LLC	32	-	32	(32)	-	-	-	-

#	Company names	Initial reporting			Adjustments		Reconciliation after adjustments		
		Government	Company	Difference	Government	Company	Government	Company	Difference
32	Beren Group LLC	551	255	296	(472)	(176)	79	79	-
33	Beren Mining JSC	107,956	269	107,687	(107,642)	-	314	269	45
34	Berkh Resources LLC	397	393	4	-	-	397	393	4
35	Berkh Uul JSC	1,197	303	894	(1,000)	(106)	197	197	-
36	BHM LLC	365	100	265	(83)	167	282	267	15
37	Bilegt Khairkhan Uul LLC	183	225	(42)	36	(5)	219	220	(1)
38	Bogda Holding LLC	38	16	22	(38)	(16)	-	-	-
39	Boldtumur Yuruu Gol LLC	16,691	17,999	(1,308)	25	(1,311)	16,716	16,688	28
40	Boroo Gold LLC	15,427	16,702	(1,275)	1,158	(123)	16,585	16,579	6
41	Bridge Construction LLC	270	-	270	-	231	270	231	39
42	British Mining LLC	107	111	(4)	1	(4)	108	107	1
43	Bulbul LLC	899	-	899	(899)	-	-	-	-
44	Bumbat LLC	808	-	808	(126)	682	682	682	-
45	Bumbatiin Gol LLC	1,000	-	1,000	(999)	1	1	1	-
46	BUTI LLC	3,631	48	3,583	(3,631)	(48)	-	-	-
47	C.O.A.L LLC	1,579	1,524	55	(55)	-	1,524	1,524	-
48	CCEM LLC	300	300	-	-	-	300	300	-
49	Cement Shokhoi JSC	1,425	2,039	(614)	1,095	483	2,520	2,522	(2)
50	Centerra Gold Mongolia LLC	909	1,132	(223)	(346)	(568)	563	564	(1)
51	Central Asian Cement LLC	352	349	3	(349)	(345)	3	4	(1)
52	CGBEM LLC	173	182	(9)	3	-	176	182	(6)
53	Chingisiin Khar Alt LLC	149	15	134	(77)	57	72	72	-
54	Chinhash LLC	383	599	(216)	59	(158)	442	441	1
55	Chinhua Mak Nariinsukhait LLC	9,495	9,286	209	-	209	9,495	9,495	-
56	CMKI LLC	238	182	56	-	56	238	238	-
57	Cogegobi LLC	793	2,837	(2,044)	1,301	(790)	2,094	2,047	47
58	Commod LLC	420	128	292	(292)	-	128	128	-
59	Darkhan Metallurgical Plant SOE	11,686	47,797	(36,111)	44	(31,900)	11,730	15,897	(4,167)
60	Datsan Trade LLC	360	346	14	20	26	380	372	8
61	Dong Sheng Petroleum Mongolia LLC	25,022	24,988	34	-	(6)	25,022	24,982	40
62	Dun Yuan LLC	249	280	(31)	(5)	(24)	244	256	(12)
63	Dun-Erdene LLC	437	293	144	-	176	437	469	(32)
64	Ejbaley LLC	294	298	(4)	(10)	(14)	284	284	-
65	Empire Gas Mongolia LLC	90	395	(305)	-	(306)	90	89	1
66	Energy Resources LLC	42,357	42,636	(279)	127	(166)	42,484	42,470	14

#	Company names	Initial reporting			Adjustments		Reconciliation after adjustments		
		Government	Company	Difference	Government	Company	Government	Company	Difference
67	Entree LLC	2,284	2,277	7	-	7	2,284	2,284	-
68	Erchim JSC	243	65	178	6	185	249	250	(1)
69	Erdenedalai Coal LLC	283	283	-	-	-	283	283	-
70	Erdenes Mongol LLC	299	1,148	(849)	(262)	(1,110)	37	38	(1)
71	Erdenes Shashirt Mining Resource LLC	439	-	439	-	439	439	439	-
72	Erdenes Tavan Tolgoi JSC	168,491	169,198	(707)	759	42	169,250	169,240	10
73	Erdenet Mining Corporation LLC	428,805	480,012	(51,207)	18,469	(32,734)	447,274	447,278	(4)
74	Erdes Murun LLC	164	1	163	(163)	-	1	1	-
75	Erel LLC	1,046	446	600	(15)	-	1,031	446	585
76	Esto LLC	1,062	-	1,062	(1,061)	1	1	1	-
77	Etu'gen Eye LLC	257	253	4	(97)	(94)	160	159	1
78	Everlast LLC	33	51	(18)	(3)	(21)	30	30	-
79	FJPM LLC	103	103	-	-	-	103	103	-
80	Focus Metal Mining LLC	908	287	621	10	632	918	919	(1)
81	Freegood Erin LLC	153	133	20	-	20	153	153	-
82	FVSP LLC	1,288	1,289	(1)	-	-	1,288	1,289	(1)
83	G And U Gold LLC	270	296	(26)	25	-	295	296	(1)
84	Galaxy Mining Mongolia LLC	382	402	(20)	-	(34)	382	368	14
85	Gangar Invest LLC	650	-	650	(649)	-	1	-	1
86	Gan-Iich LLC	250	-	250	(250)	-	-	-	-
87	Gatsuurt LLC	1,496	12	1,484	(1,485)	-	11	12	(1)
88	GBNB LLC	561	535	26	7	-	568	535	33
89	Geosan LLC	181	143	38	(166)	(127)	15	16	(1)
90	Gobi Coal And Energy LLC	477	396	81	(28)	50	449	446	3
91	Golden Gobi Mining LLC	310	316	(6)	9	3	319	319	-
92	Golden Sea Petroleum LLC	5	328	(323)	(5)	(328)	-	-	-
93	Goldland LLC	998	-	998	(998)	-	-	-	-
94	Govi Ereen LLC	289	28	261	(263)	(2)	26	26	-
95	GPF LLC	809	-	809	-	809	809	809	-
96	Green Station LLC	357	-	357	-	356	357	356	1
97	Gurvan Tukhum LLC	418	215	203	(3)	187	415	402	13
98	Hongchangli LLC	292	302	(10)	(1)	(13)	291	289	2
99	Hualyan LLC	144	152	(8)	(130)	(138)	14	14	-
100	Hun Hua LLC	5,110	69	5,041	(4,995)	46	115	115	-
101	Hunan LLC	282	2	280	(279)	-	3	2	1

#	Company names	Initial reporting			Adjustments		Reconciliation after adjustments		
		Government	Company	Difference	Government	Company	Government	Company	Difference
102	Hunnu Govi Altai LLC	153	128	25	(119)	(119)	34	9	25
103	Ibex Land Mongolia LLC	270	279	(9)	(265)	(274)	5	5	-
104	Ikher Gurvan Tsokhio LLC	66	20	46	(65)	(20)	1	-	1
105	Ilt Gold LLC	813	464	349	(349)	(13)	464	451	13
106	IND LLC	104	104	-	-	-	104	104	-
107	Infinity Space LLC	23,296	23,161	135	(2)	132	23,294	23,293	1
108	Interglobal LLC	257	-	257	-	257	257	257	-
109	Itgelt Khuleg LLC	195	152	43	6	49	201	201	-
110	Jado Zambala LLC	357	357	-	-	-	357	357	-
111	Javkhant Ord LLC	316	-	316	-	316	316	316	-
112	Jinhua Ord LLC	2,162	1,959	203	12	215	2,174	2,174	-
113	Jon Yuan LLC	1,237	1,057	180	(982)	(801)	255	256	(1)
114	Jump-Alt LLC	109	109	-	4	4	113	113	-
115	Khangad Exploration LLC	740	769	(29)	32	-	772	769	3
116	Khanshashir LLC	100	105	(5)	49	45	149	150	(1)
117	Khartarvagatai LLC	353	345	8	-	9	353	354	(1)
118	Kherlen Impex LLC	144	450	(306)	162	(145)	306	305	1
119	Khorikh 443-r angi	192	-	192	(191)	-	1	-	1
120	Khos Khas LLC	408	-	408	-	408	408	408	-
121	Khotgor LLC	355	364	(9)	-	(15)	355	349	6
122	Khotgor Shanaga LLC	161	169	(8)	-	(5)	161	164	(3)
123	Khotu LLC	182	179	3	-	-	182	179	3
124	Khuder Erdene LLC	179	173	6	(3)	3	176	176	-
125	Khurgatai Khairkhan LLC	630	358	272	(484)	(212)	146	146	-
126	Khuvsgul Zam LLC	16,245	387	15,858	(16,245)	(387)	-	-	-
127	Kunlun LLC	2,603	-	2,603	(2,498)	106	105	106	(1)
128	Lut Chuluu LLC	3,350	3,792	(442)	12	(430)	3,362	3,362	-
129	Magnai Trade LLC	36,881	-	36,881	(36,881)	-	-	-	-
130	Marco Polo LLC	864	821	43	-	-	864	821	43
131	Max Impex LLC	1,210	407	803	(1,168)	(365)	42	42	-
132	MCTT LLC	475	185	290	-	282	475	467	8
133	MDFE LLC	366	371	(5)	-	(21)	366	350	16
134	Metal Impex LLC	2,042	11	2,031	(18)	2,013	2,024	2,024	-
135	MGB LLC	83	113	(30)	-	(29)	83	84	(1)
136	MKMN Mining LLC	154	-	154	-	154	154	154	-

#	Company names	Initial reporting			Adjustments		Reconciliation after adjustments		
		Government	Company	Difference	Government	Company	Government	Company	Difference
137	ML Tsakhiurt Ovoo LLC	2,759	1,936	823	(2,746)	(1,921)	13	15	(2)
138	MoEnCo LLC	2,709	2,743	(34)	(82)	(112)	2,627	2,631	(4)
139	Mogoin Gol JSC	12,569	266	12,303	(12,305)	-	264	266	(2)
140	Mon-Ajnai LLC	1,970	-	1,970	(1,959)	11	11	11	-
141	Mondulaan Trade LLC	8,466	8,487	(21)	-	2	8,466	8,489	(23)
142	Mongol Altay Resources LLC	413	413	-	-	-	413	413	-
143	Mongol Bolgar Geo LLC	79	-	79	(26)	-	53	-	53
144	Mongol Ceramic LLC	291	349	(58)	(258)	(317)	33	32	1
145	Mongol Czech Metal LLC	666	832	(166)	2	(163)	668	669	(1)
146	Mongol Mining And Exploration LLC	619	-	619	-	619	619	619	-
147	Mongoliyn Altan Ayala LLC	473	-	473	(1)	472	472	472	-
148	Mongoljuyanli LLC	268	242	26	-	33	268	275	(7)
149	Mongolrostsnetmet LLC	1,768	4,764	(2,996)	2,057	(937)	3,825	3,827	(2)
150	Mongolyn Alt Mak LLC	39,140	39,054	86	7	87	39,147	39,141	6
151	Monpolymet LLC	5,599	4,955	644	(125)	522	5,474	5,477	(3)
152	Monwolfram LLC	659	-	659	(4)	655	655	655	-
153	Munkh Noyon Suvarga LLC	1,503	-	1,503	(11)	1,505	1,492	1,505	(13)
154	Namo Bridge LLC	30	-	30	(7)	13	23	13	10
155	Narantuu Trade LLC	1,441	-	1,441	-	1,441	1,441	1,441	-
156	Niislei Urgoo LLC	268	23	245	(31)	214	237	237	-
157	NK LLC	174	177	(3)	-	(3)	174	174	-
158	Northwind LLC	284	285	(1)	3	2	287	287	-
159	Noyongari LLC	282	270	12	-	13	282	283	(1)
160	NPI LLC	89,772	312	89,460	(89,772)	(312)	-	-	-
161	Ochir Tuv LLC	231	110	121	(10)	110	221	220	1
162	Ochir Undraa LLC	2,392	5	2,387	(2,387)	-	5	5	-
163	Ochirnyam LLC	263	-	263	(263)	-	-	-	-
164	Olon Ovoot Gold LLC	318	-	318	(57)	261	261	261	-
165	Olongol Trade LLC	1,371	14	1,357	(1,356)	-	15	14	1
166	Orchlon Construction LLC	169	122	47	(168)	(122)	1	-	1
167	Orchlon-Ord LLC	269	278	(9)	-	(9)	269	269	-
168	Ord Talst LLC	83	62	21	18	39	101	101	-
169	Otgontenger-Orgil LLC	552	-	552	(551)	-	1	-	1
170	Oyu Tolgoi LLC	295,985	276,239	19,746	(60,130)	(40,389)	235,855	235,850	5
171	Oyut Ulaan LLC	215	225	(10)	(31)	(41)	184	184	-

#	Company names	Initial reporting			Adjustments		Reconciliation after adjustments		
		Government	Company	Difference	Government	Company	Government	Company	Difference
172	Peabody Winsway Resources LLC	555	535	20	-	21	555	556	(1)
173	Petrochina Daqing Tamsag LLC	308,992	287,872	21,120	5,970	27,041	314,962	314,913	49
174	Platinum Land LLC	634	1	633	(633)	-	1	1	-
175	Redhill Mongolia LLC	797	640	157	8	175	805	815	(10)
176	Remicon JSC	301	-	301	-	302	301	302	(1)
177	Reo LLC	408	749	(341)	50	(292)	458	457	1
178	SBF LLC	337	259	78	(82)	(3)	255	256	(1)
179	Senj Sant LLC	3,643	-	3,643	(3,639)	-	4	-	4
180	Shan Lun LLC	477	541	(64)	-	(65)	477	476	1
181	Shanjing-Ord LLC	113	-	113	(8)	89	105	89	16
182	Shar Narst LLC	262	248	14	-	-	262	248	14
183	Sharyn Gol JSC	2,131	2,581	(450)	(5)	(414)	2,126	2,167	(41)
184	Shijir Talst LLC	283	263	20	(14)	5	269	268	1
185	Shin Shin LLC	2,692	3,002	(310)	(2,682)	(2,992)	10	10	-
186	Shine Ilion Nen Yuan LLC	537	322	215	(438)	(223)	99	99	-
187	Shinelongda LLC	190	190	-	-	-	190	190	-
188	Shirizstone LLC	81	78	3	-	3	81	81	-
189	Shivee-Ovoo JSC	2,244	-	2,244	373	2,617	2,617	2,617	-
190	Shtainkole LLC	311	202	109	-	80	311	282	29
191	Shunkhlai Energy LLC	-	-	-	-	-	-	-	-
192	SMI LLC	437	429	8	(433)	(424)	4	5	(1)
193	Sod Gazar LLC	133	118	15	(52)	(37)	81	81	-
194	Sonor Trade LLC	387	356	31	(19)	12	368	368	-
195	South Gobi Coal Trans LLC	377	397	(20)	-	(20)	377	377	-
196	South Gobi Sands LLC	27,970	29,189	(1,219)	27	(1,190)	27,997	27,999	(2)
197	Special Mines LLC	107	-	107	(77)	-	30	-	30
198	SS Mongolia LLC	736	573	163	-	166	736	739	(3)
199	Taishen Development LLC	286	703	(417)	(1)	(419)	285	284	1
200	Taliin Shigtgee LLC	302	-	302	-	247	302	247	55
201	Tavan Tolgoi Nuursnii Uurkhay LLC	29,342	-	29,342	(34)	29,312	29,308	29,312	(4)
202	Tavan Tolgoi Trans LLC	1,438	765	673	(1,434)	(760)	4	5	(1)
203	Tegshplant LLC	662	619	43	(38)	3	624	622	2
204	Ten xun LLC	1,316	1,225	91	85	167	1,401	1,392	9
205	Tengri Terra Resource LLC	504	377	127	(1)	126	503	503	-
206	Tenuun Baigal LLC	104	80	24	-	-	104	80	24

#	Company names	Initial reporting			Adjustments		Reconciliation after adjustments		
		Government	Company	Difference	Government	Company	Government	Company	Difference
207	Terra Energy LLC	1,190	1,206	(16)	(1,037)	(1,053)	153	153	-
208	Teso LLC	2,452	2,488	(36)	(2,450)	(2,486)	2	2	-
209	Tethys mining LLC	147	132	15	(23)	(8)	124	124	-
210	Tod-Undarga LLC	342	261	81	(87)	10	255	271	(16)
211	Tsagaan Uvuljuu LLC	513	507	6	11	(9)	524	498	26
212	Tsaglashgui Gold LLC	169	135	34	-	44	169	179	(10)
213	Tsairt Mineral LLC	28,171	29,581	(1,410)	2,268	817	30,439	30,398	41
214	Tseetsee-Impex LLC	123	124	(1)	-	(1)	123	123	-
215	Tsengeg Orog LLC	176	184	(8)	-	(8)	176	176	-
216	Tsetsens Mining And Energy LLC	225	146	79	(113)	(34)	112	112	-
217	Tsevdeg LLC	97	100	(3)	-	(3)	97	97	-
218	Ubtz-lin Chuluun Zavod LLC	2,459	-	2,459	(1,927)	532	532	532	-
219	Ugalzan Tsamkhag LLC	90	-	90	-	-	90	-	90
220	Uguuj Bayan Khangai LLC	73	111	(38)	71	5	144	116	28
221	Ulz Gol LLC	1,184	1,133	51	(6)	20	1,178	1,153	25
222	Undurbuyant LLC	1,032	-	1,032	(1,032)	-	-	-	-
223	Universal Copper LLC	273	-	273	-	273	273	273	-
224	Urmun Uul LLC	901	555	346	(257)	102	644	657	(13)
225	Us-Orchin LLC	529	530	(1)	(33)	(34)	496	496	-
226	Usukh Zoos LLC	1,549	3,008	(1,459)	(180)	(1,639)	1,369	1,369	-
227	Uulszaamar LLC	2,933	2,070	863	(782)	85	2,151	2,155	(4)
228	Uurt Gold LLC	256	196	60	(6)	53	250	249	1
229	Wolf Petroleum LLC	56	65	(9)	7	(2)	63	63	-
230	Xuadi Kyonei LLC	643	645	(2)	(91)	(93)	552	552	-
231	Yalguusan LLC	890	-	890	-	890	890	890	-
232	Yushengming LLC	437	-	437	-	-	437	-	437
233	Zasag Chandmani Mines LLC	895	1	894	(92)	803	803	804	(1)
234	Zo-Jue LLC	204	183	21	(117)	(90)	87	93	(6)
235	Zon Hen Yu Tian LLC	3,461	-	3,461	(3,461)	-	-	-	-
236	Zuunnaiman Suvarga LLC	759	-	759	-	759	759	759	-
Total		1,920,918	1,650,050	270,868	(341,083)	(67,822)	1,579,835	1,582,228	(2,393)

Appendix 8: Information on companies involved in the 2014 M.EITI Report

#	Company name	Registration number	Activity	Type of material resources	Address	Type of entity
1	Adil-Och LLC	2707969	Mineral extraction	Fluorite	UB, Khan-Uul district, 15th khoroo, Namuun tugul town, Suite 3-2	LLC
2	Aduunchuluun JSC	2011239	Mineral extraction	Coal	Dornod aimag, Kherlen soum, 8th bag, Aduunchuluun LLC	JSC
3	Arig Gal JSC	2075768	Manufacturing and trading	Gravel	UB, Khan-Uul district, Zaisan street, 18th building, suite 1	JSC
4	AGM Mining LLC	5176727	Mineral extraction	Gold, Copper	UB, Bayanzurkh district, 8th khoroo, MNRC building, 2th floor	LLC
5	AHG Metals Group LLC	5420172	Mineral extraction and exploration	Wolfram, iron, tin	UB, Sukhbaatar district, 6th khoroo, Baga toiruu, Monreimpex building, Suite 37B-502	LLC
6	Alag Tevsh LLC	5161312	Mineral extraction	Coal	UB, Sukhbaatar district, 1st khoroo, Narnii zam-91, Narnii zam Building, 6th floor	LLC
7	Alishaa Khairkhan LLC	2869594	Mineral exploration	Copper, Fluorite, Gold	UB, Khan-Uul district, 11th khoroo, Zaisan, Khatantuul town, Suite 22 (house A-2)	LLC
8	Altai Construction LLC	2761165	Construction	Gold	UB, Sukhbaatar district, 1st khoroo, Chinggis avenue, Altai tower, Suite 509	LLC
9	Altai Gold LLC	2877694	Mineral exploration	Gold	UB, Sukhbaatar district, 1st khoroo, Chinggis avenue, Altai tower, Suite 508	LLC
10	Altain Khuder LLC	5095549	Mineral extraction	Iron	UB, Sukhbaatar district, 1st khoroo, Olympic street-8, The Embassy of Republic of Belarus building	LLC
11	Altan Dornod Mongol LLC	2112868	Mineral extraction	Gold	UB, Khan-Uul district, 18th khoroo, Mahatma Gandhi's street, Corporate hotel convention center 6, 8th floor	LLC
12	Anand Bayan Tal LLC	5218624	Mineral extraction	Fluorspar	UB, Bayanzurkh district, 14th khoroo, Council's building, Suite 512	LLC
13	And Survey LLC	5244501	Mineral extraction	Gravel	UB, Chingeltei district, Max mall, 5th floor, suite 501	LLC
14	Andiin Ilch LLC	5051118	Mineral extraction	Brown coal	Sukhbaatar aimag, Erdenetsagaan soum, 3rd bag, Andiin Ilch LLC	LLC
15	Andkhuishan LLC	5109795	Mineral extraction	Not provided	UB, Bayangol district, 4th khoroo, 2nd khoroolol, Puma LLC	LLC
16	Andyn Temuulel LLC	5205581	Mineral extraction	Gold	UB, Songinokhairkhan district, 16th khoroo, 1st khoroolol, Building 24, Suite 212	LLC
17	Ankhai-International LLC	2863847	Mineral exploration	Iron	UB, Bayanzurkh district, 13th khoroo, Altan tevsh khoroolol, Suite 24-1	LLC
18	APEXPRO Investment Ltd LLC	5244676	Mineral exploration	Oil	UB, Sukhbaatar district, 8th khoroo, Oyutan street-44, Unite center, suite 301	LLC
19	Areva Mongol LLC	5022398	Mineral exploration	Uranium	UB, Sukhbaatar district, 1st khoroo, Jamiyan Gun street, ICC tower, 3rd floor	LLC
20	Arslan Trade LLC	2085399	Mineral exploration	Construction material	UB, Bayangol district, 3rd khoroo, Dundgol street, 9/1	LLC
21	Asia Gold Mongolia LLC	2678179	Mineral exploration	Gold	UB, Bayanzurkh district, Seoul Business plaze, 2nd floor, suite 201	LLC

#	Company name	Registration number	Activity	Type of material resources	Address	Type of entity
22	Aurum Aurug LLC	5024323	Mineral extraction	Coal	UB, Sukhbaatar district, 1st khoroo, Chinggis avenue, Landmark office, 6th floor	LLC
23	Badmaarag Khash LLC	5215919	Mineral extraction	Brown coal	UB, Sukhbaatar district, 1st khoroo, Inyen building, Block A, suite 1505	LLC
24	Baganuur JSC	2008572	Mineral extraction	Coal	UB, Baganuur district, 3rd khoroo, Factory area	JSC
25	Bayalag Ord LLC	2007126	Mineral extraction	Coal	Bayankhongor aimag, 1st bag, Building 82, suite 51	LLC
26	Bayan Airag Exploration LLC	2708701	Mineral extraction	Gold	UB, Sukhbaatar district, 8th khoroo, Central tower, 7th floor	LLC
27	Bayan Tegsh Impex LLC	2609436	Mineral extraction	Fluorite	UB, Chingeltei district, 4th khoroo, Arvit, 18a 5th floor	LLC
28	Bayan-Erch LLC	5023998	Mineral extraction	Molybdenum concentrate	UB, Chingeltei district, Barilgachin square-4/4, Max tower, suite 301	LLC
29	Bayanteeg JSC	2014491	Mineral extraction	Coal	Uvurkhangaig aimag, Nariinteel soum, 2nd bag, Bayanteeg's Building	JSC
30	Bayars Construction LLC	2061899	Mineral extraction	Perlite	UB, Chingeltei district, 6th khoroo, Behind the SUIIS building	LLC
31	BCMM LLC	5315425	Mineral extraction	Gravel	UB, Sukhbaatar district, 2nd khoroo, Seoul street 11/1, Modun tower, suite 1001	LLC
32	Beren Group LLC	2063182	Mineral extraction	Coal, Iron, basalt	UB, Khan-Uul district, 1st khoroo, Chinggis avenue, apt 50, 16th floor	LLC
33	Beren Mining JSC	2886219	Mineral extraction	Iron	UB, Khan-Uul district, 1st khoroo, Chinggis avenue, apt 50, 16th floor	JSC
34	Berkh Resources LLC	5210402	Mineral exploration	Not provided	UB, Khan-Uul district, 15th khoroo, Elite house, suite 2	LLC
35	Berkh Uul JSC	2643928	Mineral extraction	Coal	Hentii aimag, Batnorov soum, 1st khoroo, 7th bag	JSC
36	BHM LLC	2657449	Mineral extraction	Copper, Molybdenum	UB, Bayangol district, 6th khoroo, 10th khoroolol, Altan Us LLC's building, 3rd floor	LLC
37	Bilegt Khairkhan Uul LLC	5376467	Mineral exploration	Coal	UB, Khan-Uul district, 15th khoroo, Gegeenten khotkhon, Fades tower, suite 1401	LLC
38	Bogda Holding LLC	2613239	Mineral extraction	Construction material	UB, Bayangol district, 1st khoroo, 2nd khoroolol, Bogd Ar 1B	LLC
39	Boldtumur Yuruu Gol LLC	2855119	Mineral extraction	Iron	UB, Chingeltei district, 4th khoroo, Selbe street, Dorniiin govi building	LLC
40	Boroo Gold LLC	2094533	Mineral extraction	Gold	UB, Chingeltei district, Sukhbaatar street, Bodi tower, 11th floor	LLC
41	Bridge Construction LLC	2593009	Mineral extraction	Gravel	UB, Bayanzurkh district, 14th khoroo, Peace avenue, Brideplaza center, suite 302	LLC
42	British Mining LLC	5407761	Mineral exploration	Gold, Copper, Iron	UB, Zалуу Mongol LLC's building, 3rd floor	LLC
43	Bulbul LLC	2090082	Mineral extraction	Coal	UB, Bayangol district, 1st khoroo, 2nd khoroolol, apt 8A, Suite 70	LLC
44	Bumbat LLC	2075652	Mineral extraction	Gold	UB, Khan-Uul district, 18th khoroo, Mahatma Gandhi's street, Corporate hotel convention center 6, 8th floor	LLC
45	Bumbatiin Gol LLC	2542714	Mineral exploration	Coal	UB, Nalaikh district, Davaajav street, Apt 47, 1-15	LLC
46	BUTI LLC	2808676	Mineral extraction	Construction material	UB, Chingeltei district, 5th khoroo, Apt 34, 1st floor	LLC

#	Company name	Registration number	Activity	Type of material resources	Address	Type of entity
47	C.O.A.L LLC	5261198	Mineral extraction	Coal	UB, Bayanzurkh district, 19th khoroo, Khurd LLC's building	LLC
48	CCEM LLC	5460093	Mineral exploration	Coal	UB, Sukhbaatar district, 1st khoroo, Peace avenue, Saintpeterburg center, suite 223	LLC
49	Cement Shokhoi JSC	2641984	Mineral extraction	Limestone	Selenge aimag, Saikhan soum, 1st bag, Hutul tosgon	JSC
50	Centerra Gold Mongolia LLC	2108291	Mineral exploration	Gold	UB, Chingeltei district, Sukhbaatar street, Bodi tower, 12th floor	LLC
51	Central Asian Cement LLC	2737221	Mineral extraction	Limestone	UB, Bayanzurkh district, Ulaanhuaran, Gendtrade LLC's building	LLC
52	CGBEM LLC	5384982	Mineral exploration	Gold	UB, Sukhbaatar district, 1st khoroo, Chinggis avenue, Gurvan gal, suite 507	LLC
53	Chingisiin Khar Alt LLC	5031869	Mineral extraction	Coal	UB, Khan-Uul district, 15th khoroo, Mahatma Gandhi's street 25, Modern town khotkhon, suite 15	LLC
54	Chinhash LLC	5374367	Mineral extraction	Ore	UB, Bayanzurkh district, 25th khoroo, Khusliin urguu, Suite 100-96	LLC
55	Chinhua Mak Nariinsukhait LLC	2697947	Mineral extraction	Coal	Omnogovi aimag, Gurvantes soum, Chinhua Mak Nariinsukhait LLC	LLC
56	CMKI LLC	5288703	Mineral extraction	Fluorite	UB, Bayangol district, 7th khoroo, 4th khoroolol, apt 13, Suite 2	LLC
57	Cogegobi LLC	2078449	Mineral extraction	Uranium	UB, Sukhbaatar district, 1st khoroo, Jamyan gun street, ICC tower, 3rd floor	LLC
58	Commod LLC	2685841	Mineral extraction	Fluorite	UB, Sukhbaatar district, 8th khoroo, Baga toiruu-62	LLC
59	Darkhan Metallurgical Plant SOE	2051303	Mineral extraction	Iron	Darkhan-Uul aimag, Factory region, Darkhan Metallurgical Plant SOE	SOE
60	Datsan Trade LLC	2061848	Mineral extraction	Gold	UB, Sukhbaatar district, 8th khoroo, Amar street, Migma center, 3B corpus	LLC
61	Dong Sheng Petroleum Mongolia LLC	2766337	Mineral extraction	Oil	UB, Sukhbaatar district, 1st khoroo, Ikh kholgonii ulamjal khadgalakh tuv, 1st floor, Suite 3	LLC
62	Dun Yuan LLC	2724146	Mineral extraction	Plumbum concentrate	UB, Bayangol district, 20th khoroo, Dundgol	LLC
63	Dun-Erdene LLC	2010933	Mineral extraction	Gold	UB, Bayangol district, Odot building 3rd floor, suite 304	LLC
64	Ejbaley LLC	5315603	Mineral extraction	Gold	UB, Sukhbaatar district, 1st khoroo, Ambassador office, suite 303	LLC
65	Empire Gas Mongolia LLC	5861462	Mineral exploration	Oil	UB, Bayangol district, 4th khoroo, Grand plaza, Suite 1301	LLC
66	Energy Resources LLC	2887746	Mineral extraction	Coal	UB, Sukhbaatar district, Central tower, 16th floor	LLC
67	Entree LLC	2705133	Mineral extraction	Gold, Copper, Molybdenum	UB, Sukhbaatar district, 1st khoroo, Jamyan gun street, apt 12, suite 3a	LLC
68	Erchim JSC	2003821	Mineral extraction	Coal	Bayan-Ulgii, Ulgii soum, 4th bag, Dulaanii tsahilgaan stants	JSC
69	Erdenedalai Coal LLC	5537835	Mineral extraction	Coal	Not provided	LLC
70	Erdenes Mongol LLC	5124913	Mineral extraction	Brown coal	UB, Chingeltei district, 1st khoroo, Jigjidjav's street 6	LLC
71	Erdenes Shashirt Mining Resource LLC	5517052	0	Not provided	UB, Sukhbaatar district, Ikh toiruu, apt 40, suite 65	LLC
72	Erdenes Tavan Tolgoi JSC	5435528	Mineral extraction	Coal	UB, Chingeltei district, 1st khoroo, Jigjidjav's street 8, Finance center	JSC

#	Company name	Registration number	Activity	Type of material resources	Address	Type of entity
73	Erdenet Mining Corporation LLC	2074192	Mineral extraction	Copper, Molybdenum	Orkhon aimag, Bayan-Undur soum, Peace square	LLC
74	Erdes Murun LLC	2705036	Mineral extraction	Limestone	Khuvsgul aimag, Murun soum	LLC
75	Erel LLC	2027194	Mineral extraction	Gold, Construction material	UB, Khan-Uul district, Chinggis avenue, Erel LLC's building	LLC
76	Esto LLC	2861224	Mineral extraction	Construction material	UB, Sukhbaatar district, 1st khoroo, Chinggis avenue, Business plaza, suite 406	LLC
77	Etu'gen Eye LLC	5109078	Mineral exploration	Coal	UB, Sukhbaatar district, 1st khoroo, Narnii zam 87	LLC
78	Everlast LLC	5169844	Mineral extraction	Gravel	UB, Songinokhairkhan district, 20th khoroo, Songolon road 24B Hera Industrial Park	LLC
79	FJPM LLC	5105501	Mineral extraction	Fluorite	UB, Sukhbaatar district, 1st khoroo, Sankt-Peterburg center, suite 217	LLC
80	Focus Metal Mining LLC	5567319	Mineral extraction	Ore	UB, Khan-Uul district, 15th khoroo, Monnis-2, 9th floor	LLC
81	Freegood Erin LLC	5298679	Mineral extraction	Gold, copper	UB, Bayanzurkh district, Peace avenue 63, Alpha building, 2nd floor, suite 201	LLC
82	FVSP LLC	5137977	Mineral exploration	Gold, Copper, Silver	UB, Sukhbaatar district, 4th khoroo, Seoul street 23, Tushig center, 3rd floor	LLC
83	G And U Gold LLC	2675471	Mineral extraction	Gold	UB, Sukhbaatar district, 6th khoroo, Ikh surguuli street, AB center, building 32/1, suite 901	LLC
84	Galaxy Mining Mongolia LLC	5584469	Mineral exploration	Copper	UB, Bayangol district, 2nd khoroo, Burd holding building, suite 501	LLC
85	Gangar Invest LLC	2095092	Mineral extraction	Gravel	UB, Bayanzurkh district, 25th khoroo, GF center Gangar Invest company, apt 39A	LLC
86	Gan-Ilch LLC	2544695	Mineral extraction	Coal	Dundgovi aimag, Saintsagaan soum, 7th bag, Buyannemekh street, apt 49	LLC
87	Gatsuurt LLC	2054701	Mineral extraction	Gold	UB, Bayangol district, 20th khoroo, Tolgoit 37	LLC
88	GBNB LLC	2615797	Mineral extraction	Gold	UB, Bayangol district, 20th khoroo, Gachuurt LLC's building, suite 112	LLC
89	Geosan LLC	2070251	Mineral exploration	Not provided	UB, Chingeltei district, 6th khoroo, Baga toiruu, Ikh surguuli street	LLC
90	Gobi Coal And Energy LLC	2862468	Mineral extraction	Coal	UB, Sukhbaatar district, 2nd khoroo, Teeverchid street, Jiguur Grand office, 8th floor, suite 801	LLC
91	Golden Gobi Mining LLC	5340624	Mineral exploration	Not provided	UB, Khan-Uul district, 15th khoroo, Gegeenten khotkhon, Fades tower, suite 1401	LLC
92	Golden Sea Petroleum LLC	5117291	Mineral exploration	Oil	UB, Khan-Uul district, 11th khoroo, Zaisan street, Galt Garid Holding's building	LLC
93	Goldland LLC	2668548	Mineral extraction	Gold	UB, Sukhbaatar district, 1st khoroo, Jamyan gun street, Jiguur Grand office-33	LLC
94	Govi Ereen LLC	5260833	Mineral exploration	Not provided	UB, Bayanzurkh district, 11th khoroo, Bayanzurkh tovchoo, Govi Ereen LLC's building	LLC
95	GPF LLC	5421624	Mineral extraction and exploration	Gold, Silver	UB, Bayangol district, 5th khoroo, Peace avenue, Mongon toig building, Suite 205	LLC

#	Company name	Registration number	Activity	Type of material resources	Address	Type of entity
96	Green Station LLC	2650436	Mineral extraction	Construction material	UB, Bayangol district, 6th khoroo, 10th khoroolol, apt 46, suite 35	LLC
97	Gurvan Tukhum LLC	2086166	Mineral extraction	Gold	UB, Bayangol district, 15th khoroo, Peace avenue, Suman plaze center, suite 605	LLC
98	Hongchangli LLC	5352959	Mineral extraction	Tin, Wolfram concentrate	UB, Bayanzurkh district, 15th khoroo, 13th khoroolol, Altan urguu 71-41	LLC
99	Hualyan LLC	2718375	Mineral extraction	Clay	UB, Bayangol district, 1st khoroo, Bogd Ar khoroolol, 22a-145	LLC
100	Hun Hua LLC	2598256	Mineral extraction	Limestone	UB, Nalaikh district, 3rd khoroo	LLC
101	Hunan LLC	2549204	Mineral extraction	Gold	UB, Bayanzurkh district, 14th khoroo, 14th khoroolol, 50-144	LLC
102	Hunnu Govi Altai LLC	5294495	Mineral extraction	Coal	UB, Khan-Uul district, 15th khoroo, Gegeenten khotkhon, Fades tower, suite 1401	LLC
103	Ibex Land Mongolia LLC	5249333	Mineral exploration	Not provided	UB, Sukhbaatar district, 1st khoroo, Blue sky tower, 5th floor, suite 504	LLC
104	Ikher Gurvan Tsokhio LLC	5320569	Mineral extraction	Gravel	UB, Sukhbaatar district, 1st khoroo, Jamyan gun street 5, Ar Mongol Travel building, suite 105	LLC
105	It Gold LLC	5073189	Mineral extraction	Gold	UB, Chingeltei district, 5th khoroo, Orange plaza, suite 903	LLC
106	IND LLC	5083265	Mineral extraction	Gold	UB, Sukhbaatar district, 2nd khoroo, Jiguur Grand office, suite 201	LLC
107	Infinity Space LLC	5467268	Mineral extraction	Iron	UB, Sukhbaatar district, 6th khoroo, Baga toiruu, 27-27	LLC
108	Interglobal LLC	2734052	Mineral exploration	Not provided	UB, Sukhbaatar district, Seoul street 23, Tushig center B03	LLC
109	Itgelt Khuleg LLC	2093154	Mineral exploration	Gold	UB, Sukhbaatar district, 2nd khoroo, Jiguur Grand office, suite 901	LLC
110	Jado Zambala LLC	5417791	Mineral exploration	Not provided	UB, Khan-Uul district, 11th khoroo, Green Villa 2-103	LLC
111	Javkhant Ord LLC	5217652	Mineral extraction	Coal	UB, Khan-Uul district, 3rd khoroo, Ajilchin street, apt 15A, Suite 1	LLC
112	Jinhua Ord LLC	5002486	Mineral extraction	Ore	UB, Bayangol district, 6th khoroo, Jamsranjav street, 10th khoroolol, apt 68, Suite 2	LLC
113	Jon Yuan LLC	2780518	Mineral extraction	Composite metal	UB, Bayanzurkh district, 10th khoroo, Peace avenue, Police academy 50-1,2	LLC
114	Jump-Alt LLC	3738191	Mineral extraction	Gold	UB, Sukhbaatar district, 1st khoroo, Gurvan Gol Holding's building, 4th floor	LLC
115	Khangad Exploration LLC	2887134	Mineral extraction	Coal	UB, Sukhbaatar district, 8th khoroo, Central tower, 16th floor	LLC
116	Khanshashir LLC	2618176	Mineral extraction	Fluorite	UB, Khan-Uul district, 11th khoroo, Gurvan Orgil khotkhon, Suite 62-1-1	LLC
117	Khartarvagatai LLC	2001454	Mineral extraction	Coal	Uvs, Ulaangom soum, 3rd bag	LLC
118	Kherlen Impex LLC	2009765	Mineral extraction	Fluorite	UB, Bayangol district, 2nd khoroo, Rokmon building, suite 204	LLC
119	Khorikh 443-r angi	9069798	Mineral extraction	Coal	Khuvsgul, Murun soum, 8th bag, Shiidver guitsetgeh alba	SOE
120	Khos Khas LLC	2100231	Mineral extraction	Gold	UB, Sukhbaatar district, 1st khoroo, Jamyan gun street 5, Buyanpel LLC building, 2nd floor, suite 206	LLC
121	Khotgor LLC	2661128	Mineral extraction	Coal	Bayan-Ulgii aimag, Ulgii soum, 7th bag, Hotgor LLC	LLC

#	Company name	Registration number	Activity	Type of material resources	Address	Type of entity
122	Khotgor Shanaga LLC	2662647	Mineral extraction	Coal	UB, Bayanzurkh district, 13th khoroo, Sunjin Grand hotel, suite 101	LLC
123	Khotu LLC	2763788	Mineral extraction	Gold	UB, Chingeltei district, 4th khoroo, apt 12, suite 24	LLC
124	Khuder Erdene LLC	2041391	Mineral extraction	Gold, Silver	UB, Sukhbaatar district, 8th khoroo, Central Culture palace 1003	LLC
125	Khurgatai Khairkhan LLC	5104424	Mineral exploration	Coal	UB, Sukhbaatar district, 1st khoroo, Altai tower, suite 302	LLC
126	Khuvsgul Zam LLC	2034719	Construction	Construction material	Khuvsgul, Murun soum, 13th bag	LLC
127	Kunlun LLC	2745534	Mineral extraction	Sand	UB, Nalaikh district, 3rd khoroo, Bagabayan building	LLC
128	Lut Chuluu LLC	5396662	Mineral extraction	Iron	UB, Khan-Uul district, 15th khoroo, Mahatma Gandhi's street, Jargalan khotkhon, apt 31/1	LLC
129	Magnai Trade LLC	2082489	Petroleum trade	Oil	UB, Sukhbaatar district, 6th khoroo, Untied nation's street, MT building	LLC
130	Marco Polo LLC	2069792	Mineral extraction	Gold	UB, Chingeltei district, 4h khoroo, Juulchin street, Max tower	LLC
131	Max Impex LLC	2057573	Mineral extraction	Gold	UB, Chingeltei district, 4th khoroo, Juulchin street-4, Max tower, suite 1201	LLC
132	MCTT LLC	5015243	Mineral extraction	Fluorite	UB, Bayanzurkh district, 15th khoroo, Altan urguu khotkhon, apt 72, suite 26	LLC
133	MDFE LLC	5504767	Mineral extraction	Fluorite	UB, Bayanzurkh district, 8th khoroo, Hilchin town, Suite 40	LLC
134	Metal Impex LLC	2090511	Mineral exploration	Bauxite	UB, Sukhbaatar district, 4th khoroo, Namnansuren street-11, MIK building	LLC
135	MGB LLC	5018536	Mineral extraction	Fluorite	UB, Chingeltei district, 4th khoroo, Diplomat building, suite 24	LLC
136	MKMN Mining LLC	5287227	Mineral extraction	Copper	UB, Bayangol district, 6th khoroo, Peace avenue, Kyokushu tower, 10th floor, suite 1001	LLC
137	ML Tsakhiurt Ovoo LLC	5452503	Mineral exploration	Iron	UB, Khan-Uul district, 15th khoroo, Mahatma Gandhi's street, Jargalan khotkhon, Suite 19	LLC
138	MoEnCo LLC	5141583	Mineral extraction	Coal	UB, Sukhbaatar district, Seoul street 23, Tushig center, 3rd floor	LLC
139	Mogoin Gol JSC	2034859	Mineral extraction	Coal	Arkhangai aimag, Tsetserleg soum, 7th bag	JSC
140	Mon-Ajnai LLC	2067544	Mineral extraction	Coal	UB, Sukhbaatar district, 2nd khoroo, 5th khoroolol, apt 20B, suite 24	LLC
141	Mondulaan Trade LLC	2554518	Mineral extraction	Gold	UB, Sukhbaatar district, 1st khoroo, Sunroad street-62, Union building C-1305	LLC
142	Mongol Altay Resources LLC	5476372	Mineral exploration	Gold	UB, Khan-Uul district, 11th khoroo, Royal Green Villa, 208-501	LLC
143	Mongol Bolgar Geo LLC	2550245	Mineral extraction	Gold	UB, Songinikhairkan district, 19th khoroo, Mongol-Bulgarian LLC's building	LLC
144	Mongol Ceramic LLC	2091283	Mineral extraction	Gravel	UB, Songino khairkhan district, 7th khoroo, Mongol ceramic LLC building	LLC
145	Mongol Czech Metal LLC	5051134	Mineral extraction	Fluorite	UB, Chingeltei district, 5th khoroo, Diplomat 95, suite 2	LLC
146	Mongol Mining And Exploration LLC	5253535	Mineral extraction	Gold	UB, Bayanzurkh district, 2nd khoroo, TG center, suite 503	LLC
147	Mongoliyn Altan Ayala LLC	2871777	Mineral exploration	Copper	UB, Khan-Uul district, 1st khoroo, Mongolian Alt MAK LLC building	LLC

#	Company name	Registration number	Activity	Type of material resources	Address	Type of entity
148	Mongoljuyanli LLC	5051304	Mineral extraction	Fluorite	Not provided	LLC
149	Mongolrostsvetmet LLC	2550466	Mineral extraction	Gold, Fluorite, Coal, Silver	UB, Bayanzurkh district, 22nd khoroo, Mongolrostsvetmet LLC's building	LLC
150	Mongolyn Alt Mak LLC	2095025	Mineral extraction	Coal, Gold	UB, Khan-Uul district, 1st khoroo, Mongolyn Alt MAK LLC building	LLC
151	Monpolymet LLC	2029278	Mineral extraction	Gold	UB, Sukhbaatar district, 1st khoroo, Autozamchid street, apt 30	LLC
152	Monwolfram LLC	2743744	Mineral extraction	Wolfram	UB, Sukhbaatar district, 1st khoroo, Seoul street 61-15	LLC
153	Munkh Noyon Suvarga LLC	5314577	Mineral extraction	Coal	UB, Khan-Uul district, 15th khoroo, Gegeenten khotkhon, Fades tower, suite 1401	LLC
154	Namo Bridge LLC	5047307	Mineral extraction	Gravel	UB, Sukhbaatar district, 8th khoroo, Baga toiruu 36/2, suite 603	LLC
155	Narantuul Trade LLC	2070022	Mineral extraction	Coal	UB, Bayanzurkh district, Narantuul Trade LLC building	LLC
156	Niislel Urgoo LLC	2044161	Mineral extraction	Construction material	Not provided	LLC
157	NK LLC	2703068	Mineral extraction	Clay	UB, Bayanzurkh district, 25th khoroo, apt 104, Suite 6	LLC
158	Northwind LLC	5003539	Mineral extraction	Fluorite	UB, Chingeltei district, 6th khoroo, apt 55, suite 109	LLC
159	Noyongari LLC	5233232	Mineral extraction	Gold	UB, Sukhbaatar district, Altangerel street, City center, suite 701	LLC
160	NPI LLC	5066417	Not provided	Not provided	UB, Bayanzurkh district, 6th khoroo, 81-01	LLC
161	Ochir Tuv LLC	2031256	Mineral extraction	Gravel	UB, Sukhbaatar district, 1st khoroo, Olympic street, DB building, suite 901	LLC
162	Ochir Undraa LLC	2659603	Mineral extraction	Gold	UB, Bayangol district, 2nd khoroo, Undsen Khuuli street, Rokmon building, 3rd floor	LLC
163	Ochirnyam LLC	2101807	Road construction, heavy machinery leasing company	Gravel	UB, Bayangol district, 2nd khoroo, Undsen Khuuli street , Rokmon building, 6th floor, suite 604	LLC
164	Olon Ovoot Gold LLC	5099005	Mineral extraction	Gold	UB, Sukhbaatar district, 8th khoroo, Palace of Independence, 9th floor, suite 907	LLC
165	Olongol Trade LLC	2109638	Mineral extraction	Gravel	Not provided	LLC
166	Orchlon Construction LLC	2747804	Mineral extraction	Gravel	UB, Sukhbaatar district, 1st khoroo, Ub mart, suite 503	LLC
167	Orchlon-Ord LLC	5152054	Mineral exploration	Not provided	UB, Bayangol district, 19th khoroo, Jalkhanz khutagt Damdinbazar street 63-3	LLC
168	Ord Talst LLC	5020719	Mineral extraction	Gravel	UB, Sukhbaatar district, 11th khoroo, Police street, Sutai Terguun LLC's building, suite 205	LLC
169	Otgontenger-Orgil LLC	2030861	Mineral extraction	Gravel	Orkhon, Bayan-Undur soum, 1st bag, Zest, 1st khoroolol 6-53	LLC
170	Oyu Tolgoi LLC	2657457	Mineral extraction	Copper, Gold	UB, Sukhbaatar district, 1st khoroo, Chinggis avenue, Monnis tower, 12th floor	LLC
171	Oyut Ulaan LLC	2678187	Mineral exploration	Gold	UB, Bayanzurkh district, 2nd khoroo, Hanadu Mines LLC building	LLC

#	Company name	Registration number	Activity	Type of material resources	Address	Type of entity
172	Peabody Winsway Resources LLC	5170672	Mineral exploration	Coal	UB, Sukhbaatar district, 1st khoroo, Jamiyan gun street 14, Vintrac LLC building, 4th floor	LLC
173	Petrochina Daqing Tamsag LLC	2075385	Mineral extraction	Oil	UB, Sukhbaatar district, Blue mon center, 10th floor	LLC
174	Platinum Land LLC	5076285	Mineral extraction	Gold	UB, Bayangol district, Grand office, 6th floor	LLC
175	Redhill Mongolia LLC	5068827	Mineral extraction and exploration	Coal	UB, Sukhbaatar district, 1st khoroo, Chinggis avenue, Monnis tower, 13th floor	LLC
176	Remicon JSC	5191823	Mineral exploration	Limestone	UB, Sukhbaatar district, 20th khoroo, Songolon 181, Remicon factory building	JSC
177	Reo LLC	5018056	Mineral extraction	Gold	UB, Sukhbaatar district, 1st khoroo, Olympic street, apt 14, suite 1	LLC
178	SBF LLC	5184851	Mineral extraction	Gold	UB, Khan-Uul district, 15th khoroo, Zaisan street, Gegeenten khotkhon, Jiguur Grand Group building, 10th floor, suite 1002	LLC
179	Senj Sant LLC	5106567	Mineral extraction	Limestone	UB, Sukhbaatar district, 1st khoroo, Autozamchid street, apt 30	LLC
180	Shan Lun LLC	2784904	Mineral extraction	Ore concentrate, Plumbum, Zinc	UB, Chingeltei district, 6th khoroo, Chinggis shar airag building, 8th floor	LLC
181	Shanjing-Ord LLC	5197325	Mineral extraction	Iron	UB, Bayangol district, 6th khoroo, 10th khoroolol, apt 21	LLC
182	Shar Narst LLC	2618621	Mineral extraction	Gold	UB, Bayanzurkh district, , Golden Vill khotkhon, apt 103, suite 803	LLC
183	Sharyn Gol JSC	2050374	Mineral extraction	Coal	UB, Sukhbaatar district, Chinggis avenue, Landmark office, 4th floor	JSC
184	Shijir Talst LLC	2770601	Mineral extraction	Gold	UB, Sukhbaatar district, 9th khoroo, apt 31, suite 34	LLC
185	Shin Shin LLC	2830213	Mineral extraction	Composite company	UB, Chingeltei district, 6th khoroo, Sukhbaatar street 14, Chinggis shar airag LLC building, 8th floor	LLC
186	Shine Ilion Nen Yuan LLC	5250862	Mineral exploration	Not provided	UB, Bayanzurkh district, 1st khoroo, Tokyo street, Nisora tower, Suite 504	LLC
187	Shinelongda LLC	5164621	Mineral exploration	Coal	UB, Khan-Uul district, 15th khoroo, Chinggis avenue, Khurd apartment 6E, suite 70	LLC
188	Shirizstone LLC	5257352	Mineral extraction	Coal	UB, Chingeltei district, 3rd khoroo, Khudalmaa street, Juulchnii-38, suite 405	LLC
189	Shivee-Ovoo JSC	2004879	Mineral extraction	Coal	UB, Bayanzurkh district, 13th khoroolol, Baganuur representative building	JSC
190	Shtainkole LLC	5752728	Mineral extraction	Coal	UB, Sukhbaatar district, 1st khoroo, Jamiyan gun street, Chandmani center, suite 303	LLC
191	Shunkhlai Energy LLC	5102685	Mineral exploration	Oil	UB, Khan-Uul district, 15th khoroo, Gegeenten office, suite 701	LLC
192	SMI LLC	5182212	Mineral exploration	Coal	UB, Khan-Uul district, 15th khoroo, Ikh Mongol Uls street, Orgil stadium 22, Monnis building, 6th floor	LLC
193	Sod Gazar LLC	5031974	Mineral exploration	Fluorite	UB, Sukhbaatar district, 1st khoroo, Narnii zam-87, Nord Spring Capital Blue tower, suite 707	LLC
194	Sonor Trade LLC	2590565	Mineral extraction	Gold	UB, Sukhbaatar district, 8th khoroo, Sonor plaza	LLC
195	South Gobi Coal Trans LLC	5358221	Mineral extraction	Coal	UB, Khan-Uul district, 15th khoroo, Mahatma Gandhi's street, apt 8b, suite 401	LLC

#	Company name	Registration number	Activity	Type of material resources	Address	Type of entity
196	South Gobi Sands LLC	5084555	Mineral extraction	Coal	UB, Khan-Uul district, 15th khoroo, Ikh Mongol Uls street, Orgil stadium-22, Monnis building, 8th floor	LLC
197	Special Mines LLC	5295858	Mineral extraction	Gold	UB, Bayangol district, 4th khoroo, Mongol tulkuur building, 4th floor	LLC
198	SS Mongolia LLC	2587645	Mineral extraction	Wolfram	UB, Bayanzurkh district, 6th khoroo, Oyunii Undraa Group's building	LLC
199	Taishen Development LLC	2777223	Mineral exploration	Iron	UB, Bayangol district, 1st khoroo, Baruun 4n zam, Rokmon building, suite 308	LLC
200	Taliin Shigtgee LLC	5306361	Mineral exploration	Coal	UB, Bayangol district, 14th khoroo, Khasbaatar street, apt 16/2, suite 3	LLC
201	Tavan Tolgoi Nuurnii Uurkhai LLC	2016656	Mineral extraction	Coal	Umnugovi aimag, Togtsetsii soum, Tsagaan ovoo bag	LLC
202	Tavan Tolgoi Trans LLC	5000505	Mineral exploration	Coal	UB, Khan-Uul district, 2nd khoroo, Ajnai corporation's building	LLC
203	Tegshtplant LLC	5320259	Mineral extraction and exploration	Gravel	UB, Bayangol district, 20th khoroo, Peace avenue, Gurvaljin 2 center, 4th floor	LLC
204	Ten xun LLC	2839717	Mineral extraction	Gold	UB, Bayangol district, 1st khoroo, 2nd khoroolol, Bogd Ar 1A-20	LLC
205	Tengri Terra Resource LLC	5321611	Mineral exploration	Gold, Copper, Coal	UB, Bayangol district, 19th khoroo, 4th khoroolol, 54-48	LLC
206	Tenuun Baigal LLC	2582457	Mineral extraction	Fluorite	Not provided	LLC
207	Terra Energy LLC	5430682	Mineral exploration	Coal	UB, Sukhbaatar district, 1st khoroo, Narnii zam-91, Narnii zam building, 6th floor	LLC
208	Teso LLC	2293463	Mineral exploration	Not provided	UB, Songinokhairkhan district, 18th khoroo,	LLC
209	Tethys mining LLC	2807459	Mineral exploration	Coal	UB, Sukhbaatar district, 2nd khoroo, Peace avenue, apt 45, 3rd floor	LLC
210	Tod-Undarga LLC	2872943	Mineral extraction and exploration	Gold	UB, Bayangol district, 20th khoroo, Ajilchin street, Tod undarga LLC's building	LLC
211	Tsagaan Uvuljuu LLC	5352827	Mineral extraction	Coal	UB, Sukhbaatar district, 1st khoroo, Narnii zam-91, Narnii zam building, 6th floor	LLC
212	Tsaglashgui Gold LLC	2837196	Mineral extraction	Gold	UB, Sukhbaatar district, 5th khoroo, apt 20, suite 1	LLC
213	Tsairt Mineral LLC	2548747	Mineral extraction	Zinc	Sukhbaatar aimag, Sukhbaatar soum, 5th bag, Tumurtein Ovoo, Tsairt mineral LLC	LLC
214	Tseetsee-Impex LLC	2804816	Mineral extraction	Gravel	Not provided	LLC
215	Tsengeg Orog LLC	5320798	Mineral extraction	Gold	UB, Khan-Uul district, 2nd khoroo, Mongol micro cashmere's buiding	LLC
216	Tsetsens Mining And Energy LLC	5482046	Mineral exploration	Molybdenum concentrate, Copper	UB, Sukhbaatar district, 1st khoroo, Narnii zam 14, Bodiz Automotive LLC building, suite 207	LLC
217	Tsevdeg LLC	2587025	Mineral extraction	Gold	UB, Sukhbaatar district, 1st khoroo, Olympic street, Munkdaatgal, suite 3	LLC
218	Ubtz-lin Chuluun Zavod LLC	2076675	Mineral extraction	Gravel	Dornogovi aimag, Dalanjargalan sum, Olon ovoo bag	LLC
219	Ugalzan Tsamkhag LLC	5171881	Mineral extraction	Clay	UB, Sukhbaatar district, 8th khoroo, Student dormitory #20, suite 20	LLC
220	Uguuj Bayan Khangai LLC	5515882	Mineral extraction	Gold	UB, Bayangol district, 7th khoroo, apt 32, suite 48	LLC

#	Company name	Registration number	Activity	Type of material resources	Address	Type of entity
221	Ulz Gol LLC	2344343	Mineral extraction	Gold	UB, Bayanzurkh district, 6th khoroo, Ulz gol tsogtsolbor	LLC
222	Undurbuyant LLC	2047764	Mineral extraction	Gravel	UB, Sukhbaatar district, 1st khoroo, UBH center, 15th floor	LLC
223	Universal Copper LLC	2875578	Mineral exploration	Gold, Silver, Copper	UB, Sukhbaatar district, 8th khoroo, Central tower, 15th floor	LLC
224	Urmun Uul LLC	2617749	Mineral extraction	Gold	UB, Bayangol district, 4th khoroo, Grand plaza suite 1103	LLC
225	Us-Orchin LLC	2657694	Mineral exploration	Gravel	UB, Chingeltei district, 2nd khoroo, 8n sharga center, suite 501	LLC
226	Usukh Zoos LLC	5199077	Mineral extraction	Coal	UB, Sukhbaatar district, Khaan Bank's SBD branch, 4th floor	LLC
227	Uulszaamar LLC	2819996	Mineral extraction	Gold	UB, Bayangol district, 20th khoroo, New Zealand mining building, 2nd floor	LLC
228	Uurt Gold LLC	2766868	Mineral extraction and exploration	Gold	UB, Khan-Uul district, Tuul urguu town, Suite 85-25	LLC
229	Wolf Petroleum LLC	5660327	Mineral exploration	Oil	UB, Sukhbaatar district, 1st khoroo, Olympic street, Jamiyan gun 12, Grand office, suite 21	LLC
230	Xuadi Kyonei LLC	5232538	Mineral exploration	Coal	UB, Sukhbaatar district, 6th khoroo, Metro business center, B blok, 9th floor	LLC
231	Yalguusan LLC	2112663	Mineral extraction	Coal	UB, Bayangol district, 5th khoroo, Yalguusan LLC's building	LLC
232	Yushengming LLC	5382475	Mineral exploration	Lead	UB, Bayanzurkh district, 25th khoroo, Dunjingarav khoroolol, 108-59,60	LLC
233	Zasag Chandmani Mines LLC	5382432	Mineral extraction	Iron	UB, Bayanzurkh district, 41th khoroo, Jukov avenue 55/1-47	LLC
234	Zo-Jue LLC	5016665	Mineral extraction	Ore	UB, Khan-Uul district, 15th khoroo, Jargalan khotkhon, 49-3	LLC
235	Zon Hen Yu Tian LLC	5098297	Mineral exploration	Oil	UB, Sukhbaatar district, 8th khoroo, Oyutan street-44, Unite center, suite 302	LLC
236	Zuunnaiman Suvarga LLC	2113023	Mineral extraction	Salt	UB, Khan-Uul district, 2nd khoroo, Chinggis avenue-285A	LLC

Appendix 9: Detailed information on donations and support reported by government entities, after reconciliation

MNT million

#	Recipient	Donations and support purpose	Reported by ministries and agencies		Reported by UB districts		Reported by aimags		Total	Company Name
			Cash	Non cash	Cash	Non cash	Cash	Non cash		
1	Arkhangai aimag	Other	-	-	-	-	31	-	31	Beren Mining JSC
2	Bayankhongor aimag	Culture, sport	-	-	-	-	15	-	15	Mongol Bolgar Geo LLC
3	Bayankhongor aimag	Culture, sport	-	-	-	-	60	-	60	Reo LLC
4	Bayankhongor aimag	Culture, sport	-	-	-	-	70	-	70	Andyn Temuulel LLC
5	Bayan-Ulgii aimag	Culture, sport	-	-	-	-	10	-	10	Yushengming LLC
6	Bayan-Ulgii aimag	Other	-	-	-	-	8	24	32	SS Mongolia LLC
7	Bulgan aimag	Culture, sport	-	-	-	-	1	-	1	Khos Khas LLC
8	Bulgan aimag	Culture, sport	-	-	-	-	-	53	53	Urmun Uul LLC
9	Bulgan aimag	Education	-	-	-	-	2	-	2	Khos Khas LLC
10	Bulgan aimag	Education	-	-	-	-	-	86	86	Urmun Uul LLC
11	Bulgan aimag	Education	-	-	-	-	4	18	22	Uguuj Bayan Khangai LLC
12	Bulgan aimag	Health	-	-	-	-	-	5	5	Focus Metal Mining LLC
13	Bulgan aimag	Other	-	-	-	-	3	46	49	Monpolymet LLC
14	Bulgan aimag	Other	-	-	-	-	3	100	103	Khos Khas LLC
15	Bulgan aimag	Other	-	-	-	-	-	59	59	GBNB LLC
16	Bulgan aimag	Other	-	-	-	-	1	-	1	Khotu LLC
17	Bulgan aimag	Other	-	-	-	-	2	4	6	Uguuj Bayan Khangai LLC
18	Bulgan aimag	Other	-	-	-	-	4	-	4	Focus Metal Mining LLC
19	Dornod aimag	Culture, sport	-	-	-	-	2	152	154	Dun-Erdene LLC
20	Dornod aimag	Culture, sport	-	-	-	-	3	-	3	Ulz Gol LLC
21	Dornod aimag	Culture, sport	-	-	-	-	3	-	3	Khotu LLC
22	Dornod aimag	Culture, sport	-	-	-	-	1	-	1	Jump-Alt LLC
23	Dornod aimag	Culture, sport	-	-	-	-	2	-	2	Tsengeg Orog LLC
24	Dornod aimag	Education	-	-	-	-	457	-	457	Petrochina Daqing Tamsag LLC

#	Recipient	Donations and support purpose	Reported by ministries and agencies		Reported by UB districts		Reported by aimags		Total	Company Name
			Cash	Non cash	Cash	Non cash	Cash	Non cash		
25	Dornod aimag	Health	-	-	-	-	-	2	2	Ulz Gol LLC
26	Dornod aimag	Health	-	-	-	-	-	3	3	Ejbaley LLC
27	Dornod aimag	Health	-	-	-	-	-	25	25	Tsengeg Orog LLC
28	Dornod aimag	Other	-	-	-	-	5	4	9	Khotu LLC
29	Dundgobi aimag	Culture, sport	-	-	-	-	30	-	30	Mongolyn Alt Mak LLC
30	Dundgobi aimag	Culture, sport	-	-	-	-	30	-	30	Dong Sheng Petroleum Mongolia LLC
31	Dundgobi aimag	Culture, sport	-	-	-	-	5	-	5	Bilegt Khaikhan Uul LLC
32	Dundgobi aimag	Culture, sport	-	-	-	-	50	-	50	GPF LLC
33	Dundgobi aimag	Other	-	-	-	-	-	180	180	Mongolyn Alt Mak LLC
34	Dundgobi aimag	Other	-	-	-	-	-	5	5	GPF LLC
35	Dundgobi aimag	Other	-	-	-	-	51	-	51	Chinhash LLC
36	Gobi-Altai aimag	Culture, sport	-	-	-	-	50	-	50	Marco Polo LLC
37	Gobi-Altai aimag	Culture, sport	-	-	-	-	38	-	38	Gobi Coal And Energy LLC
38	Gobi-Altai aimag	Culture, sport	-	-	-	-	100	-	100	Altain Khuder LLC
39	Gobi-Altai aimag	Culture, sport	-	-	-	-	15	-	15	MoEnCo LLC
40	Individuals	Health	2	-	-	-	-	-	2	Ulz Gol LLC
41	Khentii aimag	Culture, sport	-	-	-	-	5	-	5	Northwind LLC
42	Khentii aimag	Culture, sport	-	-	-	-	1	-	1	Lut Chuluu LLC
43	Khentii aimag	Other	-	-	-	-	5	-	5	Khanshashir LLC
44	Khentii aimag	Other	-	-	-	-	5	-	5	Jinhua Ord LLC
45	Khentii aimag	Other	-	-	-	-	3	-	3	Hongchangli LLC
46	Khentii aimag	Other	-	-	-	-	55	-	55	Datsan Trade LLC
47	Khentii aimag	Other	-	-	-	-	13	-	13	Lut Chuluu LLC
48	Khovd aimag	Education	-	-	-	-	140	-	140	MoEnCo LLC
49	Ministry of Education, Science and Culture	Education	-	10,439	-	-	-	-	10,439	Oyu Tolgoi LLC
50	Ministry of Health and Sport	Health	152	-	-	-	-	-	152	Erdenet Mining Corporation LLC
51	Ministry of Health and Sport	Health	-	75	-	-	-	-	75	Boroo Gold LLC
52	Nalaikh district	Other	-	-	1	-	-	-	1	Arslan Trade LLC

#	Recipient	Donations and support purpose	Reported by ministries and agencies		Reported by UB districts		Reported by aimags		Total	Company Name
			Cash	Non cash	Cash	Non cash	Cash	Non cash		
53	Nalaikh district	Other	-	-	1	-	-	-	1	Bumbatiin Gol LLC
54	Nalaikh district	Other	-	-	5	-	-	-	5	Hun Hua LLC
55	Nalaikh district	Other	-	-	3	-	-	-	3	Kunlun LLC
56	Non government organisation	Education	415	-	-	-	-	-	415	Erdenet Mining Corporation LLC
57	Orkhon aimag	Culture, sport	-	-	-	-	75	-	75	Erdenet Mining Corporation LLC
58	Orkhon aimag	Education	-	-	-	-	152	-	152	Erdenet Mining Corporation LLC
59	Orkhon aimag	Health	-	-	-	-	-	6	6	Erdenet Mining Corporation LLC
60	Selenge aimag	Culture, sport	-	-	-	-	58	-	58	Boroo Gold LLC
61	Selenge aimag	Culture, sport	-	-	-	-	13	-	13	Shijir Talst LLC
62	Selenge aimag	Education	-	-	-	-	34	-	34	Boroo Gold LLC
63	Selenge aimag	Health	-	-	-	-	15	-	15	Boroo Gold LLC
64	Selenge aimag	Other	-	-	-	-	713	-	713	Boroo Gold LLC
65	Sukhbaatar aimag	Contract	-	-	-	-	1,501	-	1,501	Tsairt Mineral LLC
66	Tuv aimag	Culture, sport	-	-	-	-	-	3	3	Monwolfram LLC
67	Tuv aimag	Culture, sport	-	-	-	-	5	-	5	Reo LLC
68	Tuv aimag	Culture, sport	-	-	-	-	1	-	1	Ilt Gold LLC
69	Tuv aimag	Education	-	-	-	-	25	-	25	Khuder Erdene LLC
70	Tuv aimag	Education	-	-	-	-	-	15	15	Gurvan Tukhum LLC
71	Tuv aimag	Education	-	-	-	-	7	-	7	Itgelt Khuleg LLC
72	Tuv aimag	Education	-	-	-	-	20	-	20	Mondulaan Trade LLC
73	Tuv aimag	Education	-	-	-	-	7	51	58	Uulszaamar LLC
74	Tuv aimag	Education	-	-	-	-	10	-	10	Tsaglashgui Gold LLC
75	Tuv aimag	Education	-	-	-	-	11	-	11	Ten xun LLC
76	Tuv aimag	Education	-	-	-	-	8	-	8	Tod-Undarga LLC
77	Tuv aimag	Education	-	-	-	-	-	69	69	Mongol Czech Metal LLC
78	Tuv aimag	Education	-	-	-	-	17	28	45	SBF LLC
79	Tuv aimag	Education	-	-	-	-	3	-	3	Tegshplant LLC
80	Tuv aimag	Health	-	-	-	-	-	11	11	Monpolymet LLC

#	Recipient	Donations and support purpose	Reported by ministries and agencies		Reported by UB districts		Reported by aimags		Total	Company Name
			Cash	Non cash	Cash	Non cash	Cash	Non cash		
81	Tuv aimag	Health	-	-	-	-	-	12	12	Itgelt Khuleg LLC
82	Tuv aimag	Health	-	-	-	-	10	-	10	Tsevdeg LLC
83	Tuv aimag	Health	-	-	-	-	3	-	3	Monwolfram LLC
84	Tuv aimag	Health	-	-	-	-	10	-	10	Uurt Gold LLC
85	Tuv aimag	Health	-	-	-	-	9	-	9	Mongol Czech Metal LLC
86	Tuv aimag	Health	-	-	-	-	-	5	5	Ilt Gold LLC
87	Tuv aimag	Other	-	-	-	-	3	-	3	Mongolrostsvetmet LLC
88	Umnugobi aimag	Culture, sport	-	-	-	-	-	3	3	Oyu Tolgoi LLC
89	Umnugobi aimag	Culture, sport	-	-	-	-	-	2	2	Munkh Noyon Suvarga LLC
90	Umnugobi aimag	Education	-	-	-	-	-	30	30	Munkh Noyon Suvarga LLC
91	Umnugobi aimag	Health	-	-	-	-	-	15	15	South Gobi Sands LLC
92	Umnugobi aimag	Other	-	-	-	-	42	2,946	2,988	Oyu Tolgoi LLC
93	Umnugobi aimag	Other	-	-	-	-	-	10	10	Dun Yuan LLC
94	Umnugobi aimag	Other	-	-	-	-	6	-	6	Alishaa Khairkhan LLC
95	Umnugobi aimag	Other	-	-	-	-	-	369	369	Energy Resources LLC
96	Umnugobi aimag	Other	-	-	-	-	7	7	14	South Gobi Sands LLC
97	Umnugobi aimag	Other	-	-	-	-	3	-	3	Etu'gen Eye LLC
98	Umnugobi aimag	Other	-	-	-	-	-	5	5	Usukh Zoos LLC
99	Umnugobi aimag	Other	-	-	-	-	8	-	8	Javkhlant Ord LLC
100	Umnugobi aimag	Other	-	-	-	-	20	56	76	Munkh Noyon Suvarga LLC
101	Umnugobi aimag	Other	-	-	-	-	3	-	3	Golden Gobi Mining LLC
102	Umnugobi aimag	Other	-	-	-	-	37	-	37	Empire Gas Mongolia LLC
103	Uvs aimag	Education	-	-	-	-	20	14	34	Khartarvagatai LLC
Total amount			569	10,514	10	-	4,139	4,423	19,655	

Appendix 10: National selected key revenue streams reported by companies, after reconciliation

MNT million

Company name	Corporate income tax	Customs duty	Value added tax	Fee for exploitation of mineral resources (royalties)	Licence fee for exploitation and exploration of mineral resources	Fee for recruiting foreign experts and workers	Fee for air pollution	Employers' social and health insurance	Customs service fee	Dividends on state investments	Advance payments received by GoM	Petroleum receipts of GoM as per PSA	Oil royalties	Penalties	Donations and support given to public agencies	Total
Adil-Och LLC	39	5	10	87	1	5	-	235	27	-	-	-	-	-	-	409
Aduunchuluun JSC	46	2	394	154	1	-	-	357	-	-	-	-	-	-	-	954
AGM Mining LLC	-	-	-	-	488	-	-	-	-	-	-	-	-	-	-	488
AHG Metals Group LLC	-	-	-	-	6	-	-	-	-	-	-	-	-	-	-	6
Alag Tevsh LLC	-	-	-	-	127	-	-	-	-	-	-	-	-	1	-	128
Alishaa Khairkhan LLC	4	-	-	-	998	-	-	26	-	-	-	-	-	-	6	1,034
Altain Khuder LLC	420	1,230	2,585	5,338	132	39	-	3,092	2,786	-	-	-	-	-	100	15,722
Altan Dornod Mongol LLC	-	-	143	2,914	405	3	-	78	-	-	-	-	-	-	-	3,543
Anand Bayan Tal LLC	1	-	-	131	3	-	-	-	18	-	-	-	-	-	-	153
And Survey LLC	-	3	5	-	2	-	-	76	-	-	-	-	-	-	-	86
Andiin Ilch LLC	1	6	170	434	-	-	115	-	12	-	-	-	-	-	-	738
Andkhuishan LLC	-	-	-	-	334	-	-	-	-	-	-	-	-	-	-	334
Andyn Temuulei LLC	9	-	3	37	10	-	-	20	-	-	-	-	-	-	70	149
Ankhai-International LLC	-	-	-	330	8	38	-	95	133	-	-	-	-	-	-	604
APEXPRO Investment Ltd LLC	-	-	-	-	-	-	-	2	-	-	-	-	-	-	-	2
Arslan Trade LLC	-	-	-	-	1	-	-	-	-	-	-	-	-	-	-	1
Asia Gold Mongolia LLC	1	-	-	-	164	-	-	1	-	-	-	-	-	-	-	166
Aurum Aurug LLC	1	-	-	-	347	-	-	7	-	-	-	-	-	-	-	355
Badmaarag Khash LLC	-	-	-	203	67	-	34	29	14	-	-	-	-	-	-	347
Baganuur JSC	-	95	9,083	2,408	32	-	-	4,385	-	-	-	-	-	-	-	16,003
Bayalag Ord LLC	37	4	80	39	1	-	34	61	-	-	-	-	-	-	-	256

Company name	Corporate income tax	Customs duty	Value added tax	Fee for exploitation of mineral resources (royalties)	Licence fee for exploitation and exploration of mineral resources	Fee for recruiting foreign experts and workers	Fee for air pollution	Employers' social and health insurance	Customs service fee	Dividends on state investments	Advance payments received by GoM	Petroleum receipts of GoM as per PSA	Oil royalties	Penalties	Donations and support given to public agencies	Total
Bayan Airag Exploration LLC	43	234	513	267	363	49	-	1,982	2	-	-	-	-	3	-	3,456
Bayan Tegsh Impex LLC	-	-	-	40	5	15	-	26	1	-	-	-	-	-	-	87
Bayan-Erch LLC	16	-	37	-	2	-	-	85	-	-	-	-	-	-	-	140
Bayanteeg JSC	45	-	68	52	5	-	65	97	-	-	-	-	-	-	-	332
Bayars Construction LLC	-	-	-	-	9	-	-	-	-	-	-	-	-	-	-	9
Beren Group LLC	-	-	-	-	79	-	-	-	-	-	-	-	-	-	-	79
Beren Mining JSC	-	-	43	54	14	-	-	30	-	-	-	-	-	2	-	143
Berkh Resources LLC	-	-	-	-	381	3	-	9	-	-	-	-	-	-	-	393
Berkh Uul JSC	-	1	2	21	9	-	13	152	-	-	-	-	-	-	-	198
BHM LLC	-	-	-	-	267	-	-	-	-	-	-	-	-	-	-	267
Bilegt Khairkhan Uul LLC	36	-	-	-	169	5	-	4	-	-	-	-	-	-	5	219
Boldtumur Yuruu Gol LLC	1,556	110	237	10,815	41	733	-	2,529	544	-	-	-	-	-	-	16,565
Boroo Gold LLC	6,817	399	841	3,089	179	12	-	2,482	95	-	-	-	-	-	895	14,809
Bridge Contruction LLC	9	2	137	-	-	-	-	83	-	-	-	-	-	-	-	231
British Mining LLC	-	-	-	1	76	-	-	31	-	-	-	-	-	-	-	108
Bumbat LLC	1	-	14	267	-	1	-	399	-	-	-	-	-	-	-	682
Bumbatiin Gol LLC	-	-	-	-	-	-	-	-	-	-	-	-	-	-	1	1
C.O.A.L LLC	812	-	-	303	53	-	161	-	195	-	-	-	-	-	-	1,524
CCEM LLC	-	-	-	-	300	-	-	-	-	-	-	-	-	-	-	300
Cement Shokhoi JSC	-	110	693	28	2	201	-	1,092	-	-	-	-	-	-	-	2,126
Centerra Gold Mongolia LLC	-	-	-	-	563	-	-	-	-	-	-	-	-	-	-	563
Central Asian Cement LLC	-	-	-	-	-	4	-	-	-	-	-	-	-	-	-	4
CGBEM LLC	-	-	-	-	3	-	-	173	-	-	-	-	-	-	6	182
Chingisiin Khar Alt LLC	-	3	7	43	2	-	-	13	-	-	-	-	-	-	-	68

Company name	Corporate income tax	Customs duty	Value added tax	Fee for exploitation of mineral resources (royalties)	Licence fee for exploitation and exploration of mineral resources	Fee for recruiting foreign experts and workers	Fee for air pollution	Employers' social and health insurance	Customs service fee	Dividends on state investments	Advance payments received by GoM	Petroleum receipts of GoM as per PSA	Oil royalties	Penalties	Donations and support given to public agencies	Total
Chinhash LLC	-	55	64	76	16	91	-	34	33	-	4	-	-	1	51	425
Chinhua Mak Nariinsukhait LLC	6,151	64	201	1,108	1	693	-	305	972	-	-	-	-	-	-	9,495
CMKI LLC	-	42	89	30	1	29	-	45	3	-	-	-	-	-	-	239
Cogegobi LLC	-	-	-	-	2,047	-	-	-	-	-	-	-	-	-	-	2,047
Commod LLC	6	12	61	-	24	-	-	25	-	-	-	-	-	-	-	128
Darkhan Metallurgical Plant SOE	28	553	8,417	1,241	55	-	-	5,243	21	-	-	-	-	-	28	15,586
Datsan Trade LLC	150	-	13	75	21	-	-	57	-	-	-	-	-	-	55	371
Dong Sheng Petroleum Mongolia LLC	9	264	554	-	-	166	-	311	11	-	-	22,031	1,606	-	30	24,982
Dun Yuan LLC	-	3	7	44	28	121	-	47	-	-	-	-	-	-	5	255
Dun-Erdene LLC	45	-	29	79	14	5	-	74	-	-	-	-	-	-	191	437
Ejbaley LLC	-	1	2	-	73	-	-	204	-	-	-	-	-	-	3	283
Empire Gas Mongolia LLC	-	-	-	-	-	-	-	52	-	-	-	-	-	-	37	89
Energy Resources LLC	6,371	107	226	13,567	28	35	6,517	5,838	7,768	-	-	-	-	-	369	40,826
Entree LLC	-	-	-	-	2,069	-	-	17	-	-	-	-	-	-	-	2,086
Erchim JSC	-	2	136	5	-	-	-	89	-	-	-	-	-	5	7	244
Erdenedalai Coal LLC	-	-	-	-	282	-	-	-	-	-	-	-	-	-	1	283
Erdenes Mongol LLC	-	-	-	-	38	-	-	-	-	-	-	-	-	-	-	38
Erdenes Shashirt Mining Resource LLC	-	-	-	-	439	-	-	-	-	-	-	-	-	-	-	439
Erdenes Tavan Tolgoi JSC	30,837	-	-	107,386	627	-	18,544	2,278	8,881	-	-	-	-	-	-	168,553
Erdenet Mining Corporation LLC	64,893	12,440	22,298	273,279	903	2,198	-	31,304	874	15,000	-	-	-	-	789	423,978
Erel LLC	-	51	75	-	2	5	-	302	-	-	-	-	-	-	5	440

Company name	Corporate income tax	Customs duty	Value added tax	Fee for exploitation of mineral resources (royalties)	Licence fee for exploitation and exploration of mineral resources	Fee for recruiting foreign experts and workers	Fee for air pollution	Employers' social and health insurance	Customs service fee	Dividends on state investments	Advance payments received by GoM	Petroleum receipts of GoM as per PSA	Oil royalties	Penalties	Donations and support given to public agencies	Total
Esto LLC	-	-	-	-	1	-	-	-	-	-	-	-	-	-	-	1
Etu'gen Eye LLC	-	-	-	-	157	-	-	-	-	-	-	-	-	-	3	160
FJPM LLC	55	-	-	31	7	-	-	9	-	-	-	-	-	-	-	102
Focus Metal Mining LLC	-	37	78	39	13	181	-	337	12	-	-	-	-	1	9	707
Freegood Erin LLC	-	-	-	-	132	-	-	21	-	-	-	-	-	-	-	153
FVSP LLC	-	2	-	-	1,286	-	-	1	-	-	-	-	-	-	-	1,289
G And U Gold LLC	-	-	-	234	3	-	-	59	-	-	-	-	-	-	-	296
Galaxy Mining Mongolia LLC	-	-	-	-	311	-	-	55	-	-	-	-	-	2	-	368
Gatsuurt LLC	-	-	-	-	12	-	-	-	-	-	-	-	-	-	-	12
GBNB LLC	116	-	-	260	7	-	-	80	-	-	-	-	-	-	25	488
Geosan LLC	-	-	-	-	16	-	-	-	-	-	-	-	-	-	-	16
Gobi Coal And Energy LLC	12	-	7	2	83	-	6	229	-	-	-	-	-	-	37	376
Golden Gobi Mining LLC	9	-	-	-	307	-	-	-	-	-	-	-	-	-	3	319
Govi Ereen LLC	-	-	-	-	26	-	-	-	-	-	-	-	-	-	-	26
GPF LLC	-	119	249	91	76	27	-	128	64	-	-	-	-	-	55	809
Green Station LLC	131	24	108	-	-	-	-	93	-	-	-	-	-	-	-	356
Gurvan Tukhum LLC	31	-	-	89	12	-	-	132	-	-	-	-	-	-	15	279
Hongchangli LLC	47	-	-	138	1	11	-	48	-	-	-	-	-	-	1	246
Hun Hua LLC	-	-	15	16	-	43	-	37	-	-	-	-	-	-	5	116
Hunan LLC	-	-	-	-	2	-	-	-	-	-	-	-	-	-	-	2
Hunnu Govi Altai LLC	-	-	-	-	9	-	-	-	-	-	-	-	-	-	-	9
Ibex Land Mongolia LLC	-	-	-	-	-	5	-	-	-	-	-	-	-	-	-	5
Ilt Gold LLC	-	-	-	351	-	-	-	45	-	-	-	-	-	-	4	400
IND LLC	-	-	-	-	96	-	-	8	-	-	-	-	-	-	-	104

Company name	Corporate income tax	Customs duty	Value added tax	Fee for exploitation of mineral resources (royalties)	Licence fee for exploitation and exploration of mineral resources	Fee for recruiting foreign experts and workers	Fee for air pollution	Employers' social and health insurance	Customs service fee	Dividends on state investments	Advance payments received by GoM	Petroleum receipts of GoM as per PSA	Oil royalties	Penalties	Donations and support given to public agencies	Total
Infinity Space LLC	636	107	226	18,151	26	-	-	95	4,052	-	-	-	-	-	-	23,293
Interglobal LLC	-	-	-	-	257	-	-	-	-	-	-	-	-	-	-	257
Itgelt Khuleg LLC	7	-	-	72	48	-	-	50	-	-	-	-	-	5	19	201
Jado Zambala LLC	-	-	-	-	353	-	-	4	-	-	-	-	-	-	-	357
Javkhlant Ord LLC	-	-	-	-	274	-	-	34	-	-	-	-	-	-	8	316
Jinhua Ord LLC	312	-	-	1,524	2	27	-	85	219	-	-	-	-	-	5	2,174
Jon Yuan LLC	-	-	-	-	256	-	-	-	-	-	-	-	-	-	-	256
Jump-Alt LLC	-	-	-	60	5	-	-	3	-	-	-	-	-	-	1	69
Khangad Exploration LLC	2	-	-	21	118	-	211	-	288	-	-	-	-	-	-	640
Khanshashir LLC	-	16	34	11	11	39	-	37	-	-	-	-	-	-	1	149
Khartarvagatai LLC	17	-	203	45	21	-	8	26	-	-	-	-	-	-	34	354
Kherlen Impex LLC	13	37	77	-	1	11	-	161	5	-	-	-	-	-	-	305
Khos Khas LLC	47	1	2	189	37	-	-	29	-	-	-	-	-	-	104	409
Khotgor LLC	44	-	144	52	1	-	-	108	-	-	-	-	-	-	-	349
Khotgor Shanaga LLC	20	-	-	1	38	8	1	92	-	-	-	-	-	-	3	163
Khotu LLC	48	-	15	61	15	-	-	29	-	-	-	-	-	-	11	179
Khuder Erdene LLC	-	-	-	37	12	-	-	11	-	-	-	-	-	-	25	85
Khurgatai Khairkhan LLC	-	-	-	-	146	-	-	-	-	-	-	-	-	-	-	146
Kunlun LLC	-	-	36	12	-	-	-	55	-	-	-	-	-	-	3	106
Lut Chuluu LLC	17	32	66	2,867	5	47	-	132	182	-	-	-	-	-	14	3,362
Marco Polo LLC	-	-	-	173	134	-	-	331	-	-	-	-	-	-	22	660
Max Impex LLC	-	-	-	-	42	-	-	-	-	-	-	-	-	-	-	42
MCTT LLC	-	-	-	296	10	61	-	100	-	-	-	-	-	-	-	467
MDFE LLC	45	6	14	167	76	-	-	20	22	-	-	-	-	-	-	350
Metal Impex LLC	-	-	-	-	11	-	-	21	-	-	-	-	-	-	-	32

Company name	Corporate income tax	Customs duty	Value added tax	Fee for exploitation of mineral resources (royalties)	Licence fee for exploitation and exploration of mineral resources	Fee for recruiting foreign experts and workers	Fee for air pollution	Employers' social and health insurance	Customs service fee	Dividends on state investments	Advance payments received by GoM	Petroleum receipts of GoM as per PSA	Oil royalties	Penalties	Donations and support given to public agencies	Total
MGB LLC	23	-	-	4	1	-	-	41	16	-	-	-	-	-	-	85
MKMN Mining LLC	-	-	-	-	152	-	-	2	-	-	-	-	-	-	-	154
ML Tsakhiurt Ovoo LLC	-	-	-	-	15	-	-	-	-	-	-	-	-	-	-	15
MoEnCo LLC	-	341	801	-	20	102	27	1,057	-	-	-	-	-	1	155	2,504
Mogoin Gol JSC	7	-	92	38	2	-	30	82	-	-	-	-	-	-	-	251
Mon-Ajnai LLC	-	-	-	-	1	-	-	9	-	-	-	-	-	-	-	10
Mondulaan Trade LLC	4,889	2	5	2,847	31	-	-	194	-	-	-	-	-	8	37	8,013
Mongol Altay Resources LLC	-	-	-	-	413	-	-	-	-	-	-	-	-	-	-	413
Mongol Ceramic LLC	-	-	-	-	-	-	-	32	-	-	-	-	-	-	-	32
Mongol Czech Metal LLC	51	-	26	328	10	-	-	130	45	-	-	-	-	-	79	669
Mongol Mining And Exploration LLC	-	-	-	467	1	-	-	151	-	-	-	-	-	-	-	619
Mongoliyn Altan Ayalal LLC	-	-	-	-	472	-	-	-	-	-	-	-	-	-	-	472
Mongoljuyanli LLC	-	26	60	54	3	66	-	55	4	-	-	-	-	2	5	275
Mongolrostsvetmet LLC	6	100	351	452	225	9	-	1,953	321	-	-	-	-	-	3	3,420
Mongolyn Alt Mak LLC	15,766	835	1,775	8,657	138	81	1,185	3,638	6,065	-	-	-	-	31	209	38,380
Mongolymet LLC	1,087	138	289	2,808	37	4	-	500	-	-	-	-	-	-	59	4,922
Monwolfram LLC	-	2	-	-	2	13	-	71	1	-	-	-	-	-	6	95
Munkh Noyon Suvarga LLC	274	50	116	4	631	16	4	288	-	-	-	-	-	2	119	1,504
Narantuul Trade LLC	255	54	608	-	21	-	-	225	-	-	-	-	-	-	-	1,163
Niislel Urgoo LLC	194	-	-	-	3	-	-	40	-	-	-	-	-	-	-	237
NK LLC	1	2	56	22	-	26	-	67	-	-	-	-	-	-	-	174
Northwind LLC	13	6	12	159	1	26	-	55	11	-	-	-	-	-	5	288

Company name	Corporate income tax	Customs duty	Value added tax	Fee for exploitation of mineral resources (royalties)	Licence fee for exploitation and exploration of mineral resources	Fee for recruiting foreign experts and workers	Fee for air pollution	Employers' social and health insurance	Customs service fee	Dividends on state investments	Advance payments received by GoM	Petroleum receipts of GoM as per PSA	Oil royalties	Penalties	Donations and support given to public agencies	Total
Noyongari LLC	130	-	-	115	9	-	-	28	-	-	-	-	-	-	-	282
Ochir Tuv LLC	1	-	29	-	-	-	-	49	-	-	-	-	-	-	-	79
Ochir Undraa LLC	-	-	-	-	5	-	-	-	-	-	-	-	-	-	-	5
Olon Ovoot Gold LLC	-	-	-	-	261	-	-	-	-	-	-	-	-	-	-	261
Olongol Trade LLC	1	-	9	3	1	-	-	-	-	-	-	-	-	-	-	14
Orchlon-Ord LLC	-	-	-	-	258	-	-	11	-	-	-	-	-	-	-	269
Ord Talst LLC	-	16	50	-	2	-	-	15	-	-	-	-	-	-	-	83
Oyu Tolgoi LLC	32,761	17,177	51,444	66,384	418	1,317	-	31,843	1,273	-	-	-	-	-	13,437	216,054
Oyut Ulaan LLC	-	-	-	-	184	-	-	-	-	-	-	-	-	-	-	184
Peabody Winsway Resources LLC	16	-	-	-	398	-	-	141	-	-	-	-	-	-	1	556
Petrochina Daqing Tamsag LLC	-	5,429	11,410	-	-	6,265	1	1,523	314	-	-	263,543	24,188	-	460	313,133
Platinum Land LLC	-	-	-	-	1	-	-	-	-	-	-	-	-	-	-	1
Redhill Mongolia LLC	-	8	17	112	56	5	42	355	5	-	-	-	-	4	-	604
Remicon JSC	32	5	79	-	8	-	-	178	-	-	-	-	-	-	-	302
Reo LLC	-	-	-	150	117	-	-	95	-	-	-	-	-	-	65	427
SBF LLC	23	-	-	87	2	3	-	77	-	-	-	-	-	-	45	237
Shan Lun LLC	-	48	81	89	27	69	-	158	-	-	-	-	-	-	4	476
Shanjing-Ord LLC	-	-	-	-	2	38	-	33	-	-	-	-	-	-	-	73
Shar Narst LLC	16	7	15	114	-	-	-	95	-	-	-	-	-	-	-	247
Sharyn Gol JSC	104	12	81	431	16	5	-	1,294	-	-	-	-	-	1	30	1,974
Shijir Talst LLC	100	-	-	134	5	-	-	16	-	-	-	-	-	-	13	268
Shin Shin LLC	-	-	-	-	10	-	-	-	-	-	-	-	-	-	-	10
Shine Ilion Nen Yuan LLC	-	-	-	-	99	-	-	-	-	-	-	-	-	-	-	99
Shinelongda LLC	-	-	-	-	158	6	-	25	-	-	-	-	-	-	-	189

Company name	Corporate income tax	Customs duty	Value added tax	Fee for exploitation of mineral resources (royalties)	Licence fee for exploitation and exploration of mineral resources	Fee for recruiting foreign experts and workers	Fee for air pollution	Employers' social and health insurance	Customs service fee	Dividends on state investments	Advance payments received by GoM	Petroleum receipts of GoM as per PSA	Oil royalties	Penalties	Donations and support given to public agencies	Total
Shirizstone LLC	-	-	-	-	73	-	-	8	-	-	-	-	-	-	-	81
Shivee-Ovoo JSC	-	90	562	-	1	-	-	1,105	-	-	-	-	-	-	-	1,758
Shtainkole LLC	31	-	108	53	-	-	8	13	70	-	-	-	-	-	-	283
SMI LLC	-	-	-	-	4	-	-	-	-	-	-	-	-	-	-	4
Sod Gazar LLC	-	-	-	-	81	-	-	-	-	-	-	-	-	-	-	81
Sonor Trade LLC	3	-	56	235	18	-	-	28	-	-	-	-	-	-	-	340
South Gobi Coal Trans LLC	-	-	-	-	376	-	-	1	-	-	-	-	-	-	-	377
South Gobi Sands LLC	91	10	668	18,075	6	26	3,098	2,225	3,076	-	-	-	-	-	44	27,319
SS Mongolia LLC	-	5	9	150	1	16	-	348	1	-	-	-	-	-	32	562
Taishen Development LLC	21	52	108	-	35	-	-	33	-	-	-	-	-	-	-	249
Taliin Shigtgee LLC	-	-	-	-	247	-	-	-	-	-	-	-	-	-	-	247
Tavan Tolgoi Nuursnii Uurkhai LLC	5,218	12	1,415	930	2	-	514	520	-	-	-	-	-	-	4	8,615
Tavan Tolgoi Trans LLC	-	-	-	-	4	-	-	-	-	-	-	-	-	-	-	4
Tegshplant LLC	98	14	293	-	1	1	-	170	-	-	-	-	-	-	1	578
Ten xun LLC	16	6	12	257	10	215	-	401	-	-	-	-	-	-	11	928
Tengri Terra Resource LLC	-	-	-	-	503	-	-	-	-	-	-	-	-	-	-	503
Tenuun Baigal LLC	33	-	11	-	1	-	-	35	-	-	-	-	-	-	-	80
Terra Energy LLC	-	-	-	-	153	-	-	-	-	-	-	-	-	-	-	153
Teso LLC	-	-	-	-	2	-	-	-	-	-	-	-	-	-	-	2
Tethys mining LLC	-	-	-	-	124	-	-	-	-	-	-	-	-	-	-	124
Tod-Undarga LLC	-	13	26	78	27	-	-	77	-	-	-	-	-	1	16	238
Tsagaan Uvuljuu LLC	49	37	-	116	171	-	39	34	2	-	-	-	-	1	7	456
Tsaglashgui Gold LLC	30	1	3	63	5	-	-	50	-	-	-	-	-	16	10	178
Tsairt Mineral LLC	16,246	267	565	9,775	31	181	-	865	5	-	-	-	-	5	1,500	29,440

Company name	Corporate income tax	Customs duty	Value added tax	Fee for exploitation of mineral resources (royalties)	Licence fee for exploitation and exploration of mineral resources	Fee for recruiting foreign experts and workers	Fee for air pollution	Employers' social and health insurance	Customs service fee	Dividends on state investments	Advance payments received by GoM	Petroleum receipts of GoM as per PSA	Oil royalties	Penalties	Donations and support given to public agencies	Total
Tseetsee-Impex LLC	-	37	79	-	1	-	-	5	-	-	-	-	-	-	-	122
Tsengeg Orog LLC	19	-	-	34	10	-	-	50	-	-	-	-	-	-	27	140
Tsetsens Mining And Energy LLC	-	-	-	-	112	-	-	-	-	-	-	-	-	-	-	112
Tsevdeg LLC	-	-	-	8	17	-	-	62	-	-	-	-	-	-	10	97
Ubtz-lin Chuluun Zavod LLC	-	10	20	-	-	-	-	363	-	-	-	-	-	-	-	393
Uguuj Bayan Khangai LLC	16	2	5	55	22	-	-	16	-	-	-	-	-	-	-	116
Ulz Gol LLC	176	4	-	874	18	-	-	81	-	-	-	-	-	-	-	1,153
Universal Copper LLC	14	-	-	-	252	-	-	7	-	-	-	-	-	-	-	273
Urmun Uul LLC	89	-	-	85	6	-	-	270	-	-	-	-	-	-	139	589
Us-Orchin LLC	40	-	400	-	22	-	-	35	-	-	-	-	-	-	-	497
Usukh Zoos LLC	5	1	3	40	3	-	-	90	1,124	-	-	-	-	-	5	1,271
Uulszaamar LLC	310	117	247	813	22	21	-	415	2	-	-	-	-	-	60	2,007
Uurt Gold LLC	-	-	-	73	14	-	-	54	-	-	-	-	-	-	10	151
Wolf Petroleum LLC	7	-	-	-	-	-	-	56	-	-	-	-	-	-	-	63
Xuadi Kyonei LLC	200	-	352	-	-	-	-	-	-	-	-	-	-	1	-	553
Yalguusan LLC	10	196	532	-	1	-	-	151	1	-	-	-	-	-	-	891
Zasag Chandmani Mines LLC	66	10	21	397	16	-	-	197	98	-	-	-	-	-	-	805
Zo-Jue LLC	-	5	-	1	81	-	-	4	-	-	-	-	-	-	-	91
Zuunnaiman Suvara LLC	17	213	448	-	1	-	-	79	1	-	-	-	-	-	-	759
Total	198,548	41,539	121,860	564,506	23,463	13,422	30,657	118,955	39,669	15,000	4	285,574	25,794	93	19,669	1,498,753

Appendix 11: Sub-national selected key revenue streams reported by companies, after reconciliation

MNT million

Company name	Fee for use of mineral resources of wide spread	Fee for water use	Land use fee	Real estate tax	Fees for recruiting foreign experts and workers	Tax on vehicles and self-moving mechanisms	Dividends on state investments	Penalties	50% Contribution in kind to environmental protection special account	Others	Total
Aduunchuluun JSC	-	5	25	3	-	2	-	-	-	-	35
Altan Khuder LLC	34	8	20	28	-	91	-	21	31	-	233
Altan Dornod Mongol LLC	-	590	40	6	-	3	-	-	-	-	639
Anand Bayan Tal LLC	-	-	-	-	-	-	-	-	6	-	6
Andyn Temuulel LLC	-	39	3	7	-	1	-	11	-	-	61
Baganuur JSC	-	219	253	115	-	28	-	-	-	-	615
Bayan Airag Exploration LLC	3	125	116	-	-	9	-	-	-	-	253
Beren Mining JSC	-	86	2	14	-	-	-	-	-	24	126
Boldtumur Yuruu Gol LLC	4	21	13	23	-	30	-	-	31	-	122
Boroo Gold LLC	-	1,030	56	364	-	11	-	-	301	8	1,770
Cement Shokhoi JSC	45	119	5	132	-	3	-	88	4	-	396
Chingisiin Khar Alt LLC	-	1	1	-	-	-	-	-	-	-	2
Chinhash LLC	-	3	9	-	-	-	-	-	3	-	15
Darkhan Metallurgical Plant SOE	-	97	45	91	-	78	-	-	-	-	311
Dun-Erdene LLC	-	27	5	-	-	-	-	-	-	-	32
Energy Resources LLC	-	1,145	238	164	-	10	-	88	-	-	1,645
Entree LLC	-	-	-	-	-	-	-	198	-	-	198
Erchim JSC	-	-	-	-	-	-	-	-	7	-	7
Erdenes Tavan Tolgoi JSC	-	70	238	16	-	7	-	-	327	29	687
Erdenet Mining Corporation LLC	88	10,681	7,894	4,575	-	51	-	11	-	-	23,300
Erel LLC	2	-	4	1	-	-	-	-	-	-	7
Everlast LLC	30	-	-	-	-	-	-	-	-	-	30
Focus Metal Mining LLC	1	119	3	-	-	7	-	-	10	73	213
GBNB LLC	-	37	4	-	-	-	-	-	7	-	48
Gobi Coal And Energy LLC	-	1	51	1	-	10	-	-	8	1	72
Gurvan Tukhum LLC	-	102	5	4	-	2	-	8	-	-	121

Company name	Fee for use of mineral resources of wide spread	Fee for water use	Land use fee	Real estate tax	Fees for recruiting foreign experts and workers	Tax on vehicles and self-moving mechanisms	Dividends on state investments	Penalties	50% Contribution in kind to environmental protection special account	Others	Total
Hongchangli LLC	-	30	-	10	-	1	-	-	-	-	41
Hualyan LLC	14	-	-	-	-	-	-	-	-	-	14
Ilit Gold LLC	-	40	9	-	-	2	-	-	-	-	51
Jump-Alt LLC	-	43	1	-	-	-	-	-	-	-	44
Khangad Exploration LLC	-	-	117	5	-	3	-	-	-	4	129
Khuder Erdene LLC	-	87	4	-	-	-	-	-	-	-	91
Marco Polo LLC	-	50	5	-	-	5	-	1	-	101	162
Metal Impex LLC	-	-	-	-	-	-	-	-	-	1,992	1,992
MoEnCo LLC	-	18	16	50	-	39	-	-	2	1	126
Mogoin Gol JSC	-	-	3	10	-	1	2	-	-	-	16
Mon-Ajnai LLC	-	-	-	-	-	1	-	-	-	-	1
Mondulaan Trade LLC	-	446	25	3	-	2	-	-	-	-	476
Mongolrostsvetmet LLC	-	312	35	51	-	9	-	-	-	-	407
Mongolyn Alt Mak LLC	28	21	375	229	-	64	-	16	28	-	761
Monpolymet LLC	-	337	24	1	-	4	-	-	29	160	555
Monwolfram LLC	344	18	1	8	12	-	-	45	3	129	560
Namo Bridge LLC	-	12	-	-	-	1	-	-	-	-	13
Narantuul Trade LLC	-	-	135	139	-	1	-	-	3	-	278
Ochir Tuv LLC	26	-	99	15	-	1	-	-	-	-	141
Ord Talst LLC	18	-	-	-	-	-	-	-	-	-	18
Oyu Tolgoi LLC	-	9,521	1,804	8,302	-	59	-	-	110	-	19,796
Petrochina Daqing Tamsag LLC	-	1,715	1	9	-	55	-	-	-	-	1,780
Redhill Mongolia LLC	-	188	9	-	-	13	-	-	-	1	211
Reo LLC	-	26	2	-	-	2	-	-	-	-	30
SBF LLC	-	12	1	-	-	3	-	-	5	-	21
Shanjing-Ord LLC	-	1	7	8	-	1	-	-	-	-	17
Sharyn Gol JSC	-	106	39	37	5	6	-	-	-	-	193
Shivee-Ovoo JSC	-	776	3	78	-	3	-	-	-	-	860
Sonor Trade LLC	-	-	10	19	-	-	-	-	-	-	29
South Gobi Sands LLC	-	61	124	463	-	30	-	-	2	-	680

Company name	Fee for use of mineral resources of wide spread	Fee for water use	Land use fee	Real estate tax	Fees for recruiting foreign experts and workers	Tax on vehicles and self-moving mechanisms	Dividends on state investments	Penalties	50% Contribution in kind to environmental protection special account	Others	Total
SS Mongolia LLC	-	8	2	7	-	2	-	-	8	150	177
Taishen Development LLC	1	1	16	-	-	1	-	-	-	17	36
Tavan Tolgoi Nuursnii Uurkhai LLC	-	30	60	27	-	5	20,574	-	-	-	20,696
Tegshplant LLC	35	2	-	1	-	4	-	-	-	-	42
Ten xun LLC	-	87	6	19	332	1	-	1	20	-	466
Tod-Undarga LLC	-	19	9	1	-	5	-	-	-	-	34
Tsagaan Uvuljuu LLC	-	26	15	-	-	-	-	-	1	-	42
Tsairt Mineral LLC	-	511	9	435	-	3	-	-	-	-	958
Tsengeg Orog LLC	-	26	4	-	-	1	-	-	4	-	35
Ubtz-lin Chuluun Zavod LLC	138	-	-	-	-	1	-	-	-	-	139
Urmun Uul LLC	-	27	5	31	-	3	-	-	2	-	68
Usukh Zoos LLC	41	20	36	-	-	1	-	-	-	-	98
Uulszaamar LLC	-	101	15	-	-	2	-	-	30	-	148
Uurt Gold LLC	-	91	6	-	-	1	-	-	-	-	98
Zasag Chandmani Mines LLC	-	-	-	-	-	1	-	-	-	-	1
Total	852	29,294	12,062	15,502	349	680	20,576	488	982	2,690	83,475

Appendix 12: Public sources of financial statements of companies selected for reconciliation, where applicable

ID	Company name	Link to published financial statements
1	2707969 Adil-Och LLC	http://www.fluorsparmongolia.com/
2	2011239 Aduunchuluun JSC	http://www.aduunchuluun.mn/index.php?option=com_content&view=category&layout=blog&id=25&Itemid=89
3	5095549 Altain Khuder ILC	http://www.altainkhuder.mn/
4	2075768 Arig Gal JSC	http://www.mse.mn/company/finance/code/191
5	2008572 Baganuur JSC	http://www.baganuurmine.mn/?cat=38 - (only the financial statements)
6	2014491 Bayanteeg JSC	http://www.bayanteeg.mn/page_list/financialstatement
7	2094533 Boroo Gold LLC	http://www.centerragold.com/content/financials
8	2108291 Centerra Gold Mongolia LLC	http://www.centerragold.com/content/financials
9	2051303 Darkhan Metallurgical Plant SOE	http://www.mse.mn/company/finance/code/526
10	2657457 Oyu Tolgoi LLC	http://ot.mn/2014-%D0%BE%D0%BD%D1%8B-%D0%B3%D1%83%D1%80%D0%B0%D0%B2%D0%B4%D1%83%D0%B3%D0%B0%D0%B0%D1%80-%D1%83%D0%BB%D0%B8%D1%80%D0%BB%D1%8B%D0%BD-%D1%82%D0%B0%D0%B9%D0%BB%D0%B0%D0%BD/
11	2050374 Sharyn Gol LLC	http://sharyngol.com/wp-content/uploads/2015/09/Sanxuugiin-tailan-2014.pdf
12	2004879 Shivee-Ovoo JSC	http://www.shivee-ovoo.mn/images/files/%D0%A1%D0%B0%D0%BD%D1%85%D2%AF%D2%AF%D0%B3%D0%B8%D0%B9%D0%BD%20-%D1%80%20%D1%83%D0%BB%D0%B8%D1%80%D0%BB%D1%8B%D0%BD%20%D1%82%D0%B0%D0%B9%D0%BB%D0%B0%D0%B D.pdf
13	5084555 South Gobi Sands LLC	http://www.southgobi.com/s/financial-reports.asp
14	5000505 Tavan Tolgoi Trans LLC	http://tavantolgoi.mn/p/34#.VIJ1pr-NhBo
15	5660327 Wolf Petroleum LLC	http://www.wolfpetroleum.net/uploads/asx/pdf/09505e6a334cd37055ad8e9bedc7d074eea413d2.pdf

Appendix 13: Employee information

ID	Company name	Mineral	Total	Of which		Of which		Of which
				Mongolian	Foreign	Permanent	Contractual	At local soul/ district
5176727	AGM Mining	Gold	47	47	0	34	13	6
2707969	Adil Och	Fluorspar	90	83	7	NP	NP	10
2011239	Aduunchuluun	Coal	148	148	0	NP	NP	148
5095549	Altainkhuder	Iron	1,526	1,526	0	1,510	16	504
2112868	Altandornod Mongol	Gold	40	39	1	32	8	2
5051118	Andiin Ilch	Coal	113	105	8	NP	NP	95
5024323	Aurum Aurug	Coal	1	1	0	1	0	NP
2008572	Baganuur	Coal	1,146	1,145	1	1,143	43	1143
5215919	Badmaarag Khash	Coal	9	9	0	7	2	0
2708701	Bayan Airag Exploration	Gold	353	343	10	353	27	181
5315425	BCMM LLC	Cons. material	12	12	0	12	0	5
2094533	Boroo Gold	Gold	292	285	7	276	16	44
2808676	BUTi	Cons. material	9	9	0	NP	NP	3
2643928	Berkh Uul	Fluorspar	35	34	1	35	0	29
2862468	Gobi Coal and Energy	Coal	47	47	0	44	3	11
2010933	Dun Erdene	Gold	58	57	1	59	1	30
5217652	Javkhant Ord	Coal	19	17	2	10		7
5421624	GPF	Gold,silver	75	68	7	42	23	29
2780518	Jung Yuang	Molybdenum	188	151	37	37		NP
5382432	Zasag Chandmani Mines	Iron	120	120	0	90		30
2113023	Zuun Naiman Suvarga	Salt	0	0	0	0	0	0
5073189	Ilt Gold	Gold	115	115	0	NP	NP	4
5467268	Infinity Space	Iron	37	37	0	NP	NP	23
2745534	Kunlun	Coal	162	150	12	162	0	150
5396662	Lut Chuluu	Iron	89	73	16	73	16	66
2090511	Metal Impex	Aluminum	6	6	0	6	0	NP
2034859	Mogoin Gol	Coal	65	65	0	NP	NP	55
2743744	Monwolfram	Tungsten	110	104	6	-	6	33
2550466	Mongolrostsve et	Gold	1,213	1,166	47	1,213	24	1134
2095025	Mongolyn Alt Company	Coal	1,172	1,168	4	1,172	-	169
5141583	MoEnCo	Coal	424	399	25	385	39	178
5233232	Noyongari	Gold	28	28	0	4	20	2
5003539	Nordwind	Fluorspar	100	90	10	65	35	30
2705133	Entrée	Gold, copper	10	10	0	10	0	8
2657457	Oyu Tolgoi	Mixed metal	5,825	5,558	267	2,515	3,310	1220
2678187	Oyut Ulaan	Gold	10	9	1	4	6	4
5199077	Usukh Zoos	Coal	47	47	0	47	-	4
5170672	Peabody Winsway Resources	Coal	9	9	0	6	3	NP
2108291	Centerra Gold Mongolia	Gold	53	51	2	34	19	6
2587645	SS Mongolia	Tungsten	170	170	0	26	-	144
2016656	Tavan Tolgoi Coal Mining	Coal	174	174	0	0	0	139

ID	Company name	Mineral	Total	Of which		Of which		Of which
				Mongolian	Foreign	Permanent	Contractual	At local soum/district
2777223	Taishen Development	Iron	14	14	0	14	-	4
5320259	Tegshplant	Cons. material	27	26	1	26	1	1
2839717	Ten Hun	Gold	239	212	27	238	1	84
2076675	UBTZ Chuluun Zavod	Cons. material	93	93	0	93	-	93
2344343	Ulz Gol	Gold	312	312	0	216	96	NP
2766868	Uurt Gold	Gold	37	37	0	37	-	2
2887134	Khangad Exploration	Coal	0	0	0	NP	NP	NP
2001454	Khartarvagatai	Gold	23	23	0	23	-	13
2100231	Khos Khas	Gold	62	62	0	62	-	25
2661128	Khotgor	Coal	63	63	0	52	11	0
2598256	Hun Hua	Cons. material	74	64	10	14	60	64
2548747	Tsairt Mineral	Zinc	365	320	45	344	21	307
2641984	Cement Shokhoi	Cons. material	863	861	2	845	18	793
5374367	Chinhash	Iron	18	18	0	8	-	10
2697947	Chinhua MAK Nariin Sukhait	Coal	146	132	14	146	0	24
2784904	Shanlun	Zinc	87	77	10	10	-	NP
2618621	Shar Narst	Gold	59	59	0	12	47	12
2050374	Sharyn Gold	Coal	440	439	1	431	9	410
2004879	Shivee Ovoo	Coal	548	546	2	532	16	513
2770601	Shijir Talst	Gold	35	35	0	35	-	2
2830213	Shin Shin	Black lead	260	220	40	260	-	63
5752728	Shtainkole	Coal	20	20	0	10	-	10
2887746	Energy Resources	Coal	1,950	1,941	9	1,940	10	578
5435528	Erdenes Tavan Tolgoi	Coal	615	615	0	589	26	62
2074192	Erdenet Mining Corporation	Molybdenum, copper	5,841	5,536	305	5,841	250	NP
5182212	SMI	Coal	3	3	0	2	1	NP
3738191	Jump Alt	Gold	0	0	0	NP	NP	NP
2703068	NK	Coal	95	85	10	95	-	39
5515882	Uguujbayan Khangai	Gold	35	35	0	17	18	25
5288703	CMKI	Fluorspar	46	42	4	44	2	24
2662647	Khotgor Shanaga	Coal	23	23	0	2	-	17
2718375	Hualyan LLC	Cons. material	125	110	15	25	100	50
2041391	Khudererdene	Gold	26	26	0	0	0	0
5031869	Chingisiin Khar Alt	Coal	52	52	0	41	11	11
2618176	Khanshashir	Fluorspar	140	126	14	15	86	25
2009765	Kherlen Impex	Gold	58	48	10	58	-	33
5257352	Shirizstone	Coal	2	2	0	2	-	0
2613239	Bogda Holding	Cons. material	7	7	0	7	-	NP
5169844	Everlast	Cons. material	24	24	0	24	-	NP
Grand Total			26,974	25,983	991	21,517	4,414	8,940

Source: Information provided by the companies

Appendix 14: Minerals licenses

Minerals licences as of 31 December 2014

Legal entity name	Licence No	Mineral type	Area name	Area size	Province	District	Date issued	Expiration date
Altandornod Mongol	MV-000005	Gold	Bayangoliin denj	109	Tuv	Zaamar	1997.03.06	2027.03.06
Erdenet	MV-000011	Molybdenum, copper	Erdenetiin ovoo	2,541	Orkhon	Bayan-Undur, Jargalant	1996.04.06	2026.04.06
Mongol Bulgaria Geo	MV-000015	Gold	Dald-2	87	Bayankhongor	Bumbugur	1996.07.22	2026.07.22
Mongol keramik	MV-000035	Barium	Elegnii bulag	5	Tuv	Bayan	1996.06.29	2026.06.29
Montenger	MV-000104	Gold	Berleg, Berlegiin tsagaan tolgoi	81	Selenge	Eruu	1997.06.13	2027.06.13
Gatsuurt	MV-000114	Gold	Biluut	127	Selenge	Mandal	1995.12.25	2025.12.25
Daimond	MV-000115	Granite	Zamtiin shar borjin	26	Tuv	Bayantsogt	1995.06.09	2025.06.09
Khartarvagatai	MV-000124	Gold	Zaisan salaa	105	Uvs	Tarialan	1995.05.20	2025.05.20
Altandornod Mongol	MV-000129	Gold	Ar naimgan khundii dood kheseg	104	Tuv	Zaamar	1996.07.24	2026.07.24
Khuder-Erdene	MV-000131	Gold	Baruun baruun- Urt	434	Tuv	Sergelen	1995.06.22	2025.06.22
Bayan-Erdes	MV-000136	Gold	Salkhit	51	Khentii	Norovlin	1995.12.26	2025.12.26
Bagatayan	MV-000150	Gold	Khavchuu	28	Darkhan-Uul	Shariingol	1997.10.01	2027.10.01
Monrustsevetmet	MV-000158	Charcoal	Khashaat khudag	13	Dornogobi	Ikh khet	1995.08.18	2025.08.18
Monrustsevetmet	MV-000159	Spar	Khamar us	20	Dornogobi	Ikh khet	1995.08.17	2025.08.17
Monrustsevetmet	MV-000160	Spar	Baruun bargiin ovoo	7	Dornogobi	Ikh khet	1996.03.06	2026.03.06
Monrustsevetmet	MV-000161	Spar	Bor tolgoi	6	Dornogobi	Airag	1995.08.17	2025.08.17
Monrustsevetmet	MV-000163	Spar	Bujgar	14	Dornogobi	Airag	1995.08.17	2025.08.17
Monrustsevetmet	MV-000164	Spar	Urgun	8	Dornogobi	Urgun	1996.07.20	2026.07.20
Berkh-Uul	MV-000166	Spar	Delgerkhaan	57	Khentii	Batnorov	1995.11.24	2025.11.24
Adulyargeo	MV-000167	Gold	Tokhoi bulag	219	Khentii	Norovlin	1997.05.05	2027.05.05
DZ and I	MV-000168	Gold	Tolgoit gol	235	Selenge	Eruu	1995.08.25	2025.08.25
Altan shagai group	MV-000169	Gold	Dund ulunt	13	Selenge	Eruu	1995.08.25	2025.08.25
Monrustsevetmet	MV-000173	Spar	Adag	69	Khentii	Darkhan	1995.08.18	2025.08.18
Monrustsevetmet	MV-000174	Spar	Bor-Undur	371	Khentii	Darkhan	1995.08.18	2025.08.18
Monrustsevetmet	MV-000175	Gold	Tuul river side	503	Bulgan, Tuv	Buregkhangai, Zaamar	1995.08.18	2025.08.18
Newhappy	MV-000178	Gold	Tosongiin gol	57	Tuv	Zaamar	1995.11.23	2025.11.23
Altandornod Mongol	MV-000181	Gold	Tuul goliin	7	Bulgan	Buregkhangai	1996.04.24	2026.04.24
Nalaikh-Od	MV-000183	Charcoal	zuundenjiin1-3	2	UB	Nalaikh	1996.07.09	2026.07.09
Monpolimet	MV-000184	Gold	Nuurs	399	Tuv	Zaamar	1996.04.22	2026.04.22
Monpolimet	MV-000191	Gold	Tosongiin denj	34	Selenge	Khuder	1996.05.23	2026.05.23
Gunbileg trade	MV-000194	Gold	Buduun gol	359	Tuv	Bornuur	1997.06.13	2027.06.13
Boroo gold	MV-000198	Gold	Sujigtei	1,399	Selenge	Bayangol, Mandal	1997.06.21	2027.06.21
Altandornod Mongol	MV-000200	Gold	Boroo	23	Tuv	Zaamar	1996.07.22	2026.07.22
Khurai	MV-000201	Gold	Baruun shand	100	Selenge	Orkhontuul	1995.05.22	2025.05.22
DBTKh	MV-000203	Gold	Tsagaan gozgor	45	Selenge	Khuder	1995.07.19	2025.07.19
Mondulaan trade	MV-000211	Gold	Khuder	16	Tuv	Zaamar	1996.05.23	2024.05.23
Altandornod Mongol	MV-000213	Gold	Bayangol kundiin	34	Tuv	Zaamar	1997.01.06	2027.01.06
Ikh alt-Zaamar	MV-000218	Gold	Zuunshand, Salt	64	Tuv	Zaamar	1995.12.18	2025.12.18
			Tsagaan chuluut					
			Urd delengiin jalga-44					

Legal entity name	Licence No	Mineral type	Area name	Area size	Province	District	Date issued	Expiration date
Sumberkhudag	MV-000221	Charcoal	Nalaikh	199	UB	Nalaikh	1996.10.28	2026.10.28
Bayalag-Ord	MV-000222	Charcoal	Uvurchuluut	72	Bayankhongor	Galuut	1996.10.28	2026.10.28
Erdes Nalaikh	MV-000223	Charcoal	Bayantsagaan	3	Arkhangai	Ikhtamir	1993.11.19	2023.11.19
Aziin erdene	MV-000224	Barium	Shokhoi tsagaan bulag	7	Tuv	Erdene	1996.02.29	2026.02.28
Mongol Alt MAK	MV-000227	Charcoal	Nariin Sukhait	91	Umnugobi	Gurvantes	1995.10.08	2025.10.08
Tugrug nuuriin energy	MV-000228	Charcoal	Takhiltiin nuurs	12	Tuv	Bayan	1995.06.27	2025.06.27
Gurvantokhom	MV-000231	Gold	Buural khangai	74	Tuv	Sergelen	1997.06.12	2027.06.12
Boroo gold	MV-000238	Gold	Ikhs dashir	41	Selenge	Bayangol	1995.07.26	2025.07.26
Chingelboontsagaan	MV-000242	Barium	Deliin khoshuu	2	Orkhon	Bayan-Undur	1997.06.20	2027.06.20
Khin Khin	MV-000247	Black lead	Ulaan	102	Dornod	Bayandun, Dashbalbar	1997.05.20	2027.05.20
Talstgoltgono	MV-000251	Gypsum	Taragt	85	Dundgobi	Delgerkhantai	1997.03.28	2027.03.28
Khoskhas	MV-000267	Gold	Ar tamsag	69	Bulgan	Buregkhantai	1996.06.24	2026.06.24
Erdes Nalaikh	MV-000270	Charcoal	Nalaikh	1	UB	Nalaikh	1995.09.30	2025.09.30
Songolon barmat	MV-000274	Barium	Gishuunii am	31	UB	Khan-Uul	1996.08.10	2026.08.10
Monrustsevetmet	MV-000278	Silver	Asgat	2	Bayan-Ulgii	Nogoonnuur	1996.07.06	2026.07.06
Ikhs Uvuljuu	MV-000281	Gold	Ikhs uvuljuu	29	Darkhan-Uul	Shariingol	1995.12.21	2025.12.21
Shijir aranjin	MV-000282	Gold	Bayan Am	27	Bayankhongor	Galuut	1995.05.18	2025.05.18
Mondulaan trade	MV-000283	Gold	Baga naimgan	9	Tuv	Zaamar	1996.07.20	2026.07.20
Ulz gol	MV-000286	Gold	Khudag	225	Dornod	Bayandun	1995.06.09	2025.06.09
Tavan tolgoi nuursnii uurkhai	MV-000287	Charcoal	Tavan Tolgoi	277	Umnugobi	Tsogttsetsii	1995.09.08	2025.09.08
Talstgoltgono	MV-000288	Zeolite	Tsagaan tsav	56	Dornogobi	Sainshand	1996.07.22	2026.07.22
Altandornod Mongol	MV-000290	Gold	Bayangoliin golidrol	519	Bulgan, Tuv	Buregkhantai, Zaamar	1996.07.22	2026.07.22
Erel	MV-000293	Gypsum	Unegt	16	Dornogobi	Ulaanbadrakh	1996.03.14	2026.03.14
Erel	MV-000294	Barium	Shokhoi chuluunii 1,2	40	Darkhan-Uul	Khongor	1995.05.18	2025.05.18
Altandornod Mongol	MV-000296	Gold	Khailaast	488	Tuv	Zaamar	1995.10.14	2025.10.14
Mongol Bulgaria Geo	MV-000311	Gold	Jargalantiin am	168	Bayankhongor	Bayan-Ovoo	1995.01.31	2025.01.31
Monpolimet	MV-000321	Gold	Tosongiin golidrol	1,042	Bulgan, Tuv	Buregkhantai, Zaamar	1996.10.14	2026.10.14
Altandornod Mongol	MV-000323	Gold	Tuuliin poligonii zuun denj	37	Tuv	Zaamar	1995.07.31	2025.07.31
Mondulaan trade	MV-000332	Gold	Bagakhailaast	15	Tuv	Zaamar	1994.05.06	2024.05.06
Erel	MV-000349	Barium	16-r zurlug	265	Gobisumber, Dundgobi	Bayantal, tsagaandelger	1997.03.01	2027.03.01
Erel	MV-000360	Bitumen	Bayan-Erkhet	105	Tuv	Bayanjargalan	1996.07.22	2026.07.22
AUM	MV-000362	Gold	Ultiin bulag	731	Uvurkhantai	Uyanga	1995.06.09	2025.06.09
Bayanteeg	MV-000367	Charcoal	Bayanteeg	582	Uvurkhantai	Nariinteel	1996.01.27	2026.01.27
Badamlakh-Ochir	MV-000369	Gold	Bumbatiin bulag bulag	372	Bayankhongor	Bumbugur	1996.03.01	2026.03.01
Centerra Gold Mongolia	MV-000372	Gold	Gatsuurt	416	Selenge	Mandal	1996.05.12	2026.05.12
Mondulaan trade	MV-000379	Gold	Bagakhailaast	10	Tuv	Zaamar	1994.05.06	2024.05.06
Gurvantamga	MV-000382	Gold	Urtunt, Nariin jalga	41	Uvurkhantai	Zuunbayan-Ulaan	1997.06.12	2027.06.12
Mogoin gol	MV-000384	Charcoal	Mogoin gol	90	Khuvsgul	Tsetserleg	1995.06.28	2025.06.28
Erel	MV-000394	Barium	Shokhoi chuluu 1	4	Darkhan-Uul	Darkhan	1995.05.18	2025.05.18
Khatantushig trade	MV-000396	Gold	Shaazgait Jalga 1,2	67	Darkhan-Uul	Shariingol	1996.01.31	2026.01.31
Mondulaan trade	MV-000397	Gold	Bagakhailaast	11	Tuv	Zaamar	1994.05.06	2024.05.06
Dadizi uian	MV-000399	Gold	Shariin gol	13	Darkhan-Uul	Khongor, Shariingol	1995.12.18	2025.12.18
Jamp-alt	MV-000400	Gold	khudag	103	Dornod	Bayandun	1995.06.09	2025.06.09
Centerra Gold Mongolia	MV-000431	Gold	Gatsuurt	1,819	Selenge	Mandal	1997.05.12	2027.05.12
Berlegmining	MV-000435	Gold	Tsagaan tohoi	494	Selenge	Eruu	1997.06.13	2027.06.13
Irmuunbosgo	MV-000436	Gold	Urtunt, Nariin jalga	22	Uvurkhantai	Zuunbayan-Ulaan	1997.06.12	2027.06.12

Legal entity name	Licence No	Mineral type	Area name	Area size	Province	District	Date issued	Expiration date
Altandornod Mongol	MV-000447	Gold	Tuulin zuun denj	9	Tuv	Zaamar	1995.07.31	2025.07.31
Mongol Bulgaria Geo	MV-000456	Gold	Muhar ereg, Uvurchuluut, Saiirin ereg	830	Bayankhongor	Galuut	1996.02.12	2026.02.12
Altandornod Mongol	MV-000704	Gold	Tuul goliin denj	387	Tuv	Zaamar	1997.07.21	2027.07.21
Ten khun	MV-000713	Gold	Naran tolgoi	375	Tuv	Jargalant	1997.07.30	2027.07.30
Mongol Alt MAK	MV-000716	Charcoal	Alag Tolgoi	19	Dornogobi	Dalanjargalan	1997.07.31	2027.07.31
Tsairtmineral	MV-000723	Zinc	Tumurtiin-Ovoo	39	Sukhbaatar	Sukhbaatar	1997.08.13	2027.08.13
Altandornod Mongol	MV-000782	Gold	Tuulin zuun denj Nariinii Altnii shoroon ord	24	Bulgan	Buregkhangai	1997.10.28	2027.10.28
DZ and I	MV-000784	Gold	Bulagiin am	252	Selenge	Eruu	1998.08.11	2028.08.11
Puraam	MV-000801	Gold	Tsagaan tolgoi uрд ariin	9	Selenge	Mandal	1997.11.14	2027.11.14
Minjit bulgan gol	MV-000806	Barium	Khuden	38	Tuv	Bayan	1997.11.15	2027.11.15
Nordpoint	MV-000841	Charcoal	Nairamdai-ord	73	Uvs	Davst	1997.12.04	2027.12.05
Erel	MV-000857	Barium	Tsagaan Ovoo	54	UB	Songinokhairkhan	1997.12.13	2027.12.13
Khan deej	MV-000859	Charcoal	Nairamdai-Ord	55	Dundgobi	Erdenedalai	1997.12.13	2027.12.13
Mongol keramik	MV-000873	Barium	Shuden-Uul	31	UB	Songinokhairkhan	1997.12.25	2027.12.25
Ikх temuulel	MV-000874	Salt	Nalaikh	63	Uvs	Davst	1997.12.25	2027.12.25
Zoogiin-Ekh	MV-000876	Charcoal	Elstein gol	18	UB	Nalaikh	1997.12.25	2027.12.25
Mon-Els	MV-000883	Barium	Shivee-Ovoo	25	UB	Nalaikh	1997.12.30	2027.12.30
Shivee-Ovoo	MV-000901	Charcoal	zeegt	91	Gobisumber	Shiveegobi	1997.12.30	2027.12.30
Gobi coal and Energy	MV-000905	Charcoal	Nalaikh	25	Gobi-Altai	Chandmani	1997.12.30	2027.12.30
Uul uurkhain avrakh анги	MV-000906	Charcoal	Shand khudag	10	UB	Nalaikh	1992.12.30	2022.12.30
Naran takhiit	MV-000911	Barium	Tsahiurt	31	Tuv	Bayan	1998.01.15	2028.01.15
MEAT	MV-000918	Barium	Shokhoit-Uul	26	Selenge	Saikhan	1998.01.15	2028.01.15
Shokhoi tsagaan bulag	MV-000919	Barium	Zaamariiin-Ekh	26	Tuv	Erdene	1998.01.15	2028.01.15
Uulszaamar	MV-000926	Gold	Undur ereg	775	Tuv	Zaamar	1998.01.15	2028.01.15
Ergemeg	MV-000966	Gold	Nalaikh	19	Bulgan, Tuv	Buregkhangai, Zaamar	1998.02.06	2028.02.06
Kenje	MV-000995	Charcoal	Khovd gol	26	UB	Nalaikh	1998.02.20	2028.02.20
Erdes-Uvs	MV-001025	Charcoal	Chuluut tsagaanii del	37	Uvs	Tarialan	1998.02.26	2028.02.26
Erdes-Uvs	MV-001026	Salt	Tsagaan chuluut	66	Uvs	Umnugobi	1998.04.26	2028.04.26
SS mongolia	MV-001071	Wolfram	Nuuriin	49	Bayan-Ulgii	Tsengel	1998.03.20	2028.03.20
Mongol Czech Metal	MV-001105	Spar	Olon-Ovoo	104	Tuv	Bayantsagaan	1998.04.07	2028.04.07
Ulz gol	MV-001121	Gold	Devteer nuur	113	Dornod	Bayandun	1995.06.09	2025.06.09
Sumberkhuntan	MV-001125	Barium	Khashaат	10	UB	Songinokhairkhan	1998.04.16	2028.04.16
UBTZ-yn chuluun zavod	MV-001126	Barium	Urd delengiin denj	23	Dornogobi	Dalanjargalan	1998.04.16	2028.04.16
Mongolkhan	MV-001130	Salt	Ulaann-Ovoo	152	Zavkhan	Santmargats	1998.04.20	2028.04.20
Altandornod Mongol	MV-001134	Gold	Baayu buuriin ovoo	125	Tuv	Zaamar	1998.04.21	2028.04.21
Bud-Invest	MV-001137	Gold	Sangiin dalai	114	Tuv	Zaamar	1995.12.18	2025.12.18
Redhill mongolia	MV-001231	Charcoal	Uguumur	214	Selenge	Tushig	1998.05.30	2028.05.30
Uran selenge	MV-001258	Barium	Nuurstei	26	Selenge	Shaamar	1998.06.15	2028.06.15
Davs trade	MV-001269	Salt	Jilchig bulag	47	Dornod	Khalkhol	1998.06.25	2028.06.25
Khoskhas	MV-001329	Gold	Aduunchuluun	161	Bulgan	Buregkhangai	1998.08.20	2028.08.20
Khorikh 443-r анги	MV-001356	Charcoal	Khartaarvagatai	83	Khuvsgul	Burentogtokh	1998.09.25	2028.09.25
Mon-Ajnai	MV-001361	Charcoal	Nariinii tal	23	Khuvsgul	Burentogtokh	1998.09.29	2028.09.29
Naingi	MV-001364	Charcoal		74	Dornod	Bayantumen	1998.10.01	2028.10.01
Khartaarvagatai	MV-001366	Charcoal		25	Uvs	Tarialan	1998.10.02	2028.10.02
Baganuur	MV-001371	Charcoal		1,444	Tuv, UB	Bayandelger, Baganuur	1998.10.09	2028.10.09

Legal entity name	Licence No	Mineral type	Area name	Area size	Province	District	Date issued	Expiration date
Aduunchuluun	MV-001389	Charcoal	Aduunchuluun	92	Dornod	Bayantumen	1998.10.29	2028.10.29
Tevshiin Gobi	MV-001390	Charcoal	Ikhrin khundii	27	Dundgobi	Saintsagaan	1998.11.02	2028.11.02
Centerra Gold Mongolia	MV-001400	Gold	Yalbag gol 2(1)	17	Selenge	Eruu	1995.07.22	2025.07.22
Centerra Gold Mongolia	MV-001401	Gold	Yalbag gol 2(1)	9	Selenge	Eruu	1995.07.22	2025.07.22
Dunar-Od	MV-001408	Gold	Khalnitiin-am	104	Selenge	Khuder	1998.12.07	2028.12.07
Altandornod Mongol	MV-001410	Gold	Ulziit teel	2,672	Arkhangai	Tsenkher	1998.11.27	2028.02.09
MOENCO	MV-001414	Charcoal	Khushuut gol	29	Khovd	Darvi	1998.12.30	2028.12.30
Bayan-Erdes	MV-001438	Gold	Salkhit-Uul	25	Khentii	Norovlin	1999.03.10	2029.03.10
Khotgor	MV-001441	Charcoal	Nuurst khotgor	39	Uvs	Bukhmurun	1999.03.15	2029.03.15
Unen-And	MV-001455	Spar	Manuult	40	Dundgobi	Bayanjargalan	1999.03.31	2029.03.31
Shijirtalst	MV-001472	Gold	Shar khutul-Khereet	26	Darkhan-Uul, Selenge	Shariingol, Bayangol	1999.04.06	2029.04.06
Sondog	MV-001497	Salt	Dundgol	29	Umnugobi	Gurvantes	1999.04.20	2029.04.20
Shariin gol	MV-001498	Charcoal	Shariin gol	1,826	Darkhan-Uul	Shariingol	1999.04.20	2029.04.20
Maga	MV-001573	Barium	Buural Khangai uul	101	Tuv	Erdene	1999.05.13	2029.05.13
Jimeng	MV-001581	Spar	Tsagaan-Elgen	33	Dornogobi	Ikhet	1999.05.17	2029.05.17
MOENCO	MV-001640	Charcoal	Khundlungiin khutul	41	Khovd	Darvi	1999.05.25	2029.05.25
Bat-alt tuv	MV-001668	Gold	Bayangol	28	Tuv	Zaamar	1998.01.23	2028.01.23
Monrustsevetmet	MV-001693	Spar	Borkhujir	54	Khentii	Darkhan	1999.06.17	2029.06.17
Otgontenger-Orgil	MV-001701	Barium	Chingeliin goliin khundlun namag	54	Bulgan, Orkhon	Orkhon, Jargalant	1999.06.22	2029.06.22
Khunnu Gobi altai	MV-001715	Charcoal	Khujirtiin-Am	43	Gobi-Altai	Tugrug	1999.07.01	2029.07.01
Chilagu	MV-001747	Barium	Shand hudag-2	27	Tuv	Bayan	1999.07.16	2029.07.16
EBE	MV-001755	Aquamarine	Khutag-Uul	132	Sukhbaatar	Asgat	1999.07.19	2029.07.19
Erel	MV-001774	Barium	Biluut	103	Dornogobi	Dalanjargalan	1999.07.23	2029.07.23
Mongolia gold corporation	MV-001781	Gold	Tsagaan-Shar	153	Bulgan	Teshig	1999.07.28	2029.07.28
Tegshkhan	MV-001804	Barium	Modot-uul	27	Darkhan-Uul	Darkhan	1999.08.10	2029.08.10
Sonor trade	MV-001817	Gold	Tsagaanchuluutiin- Am	25	Selenge	Bayangol	1999.08.20	2029.08.20
Darkhan molor-Erdene	MV-001824	Barium	Kharaa	45	Darkhan-Uul, Selenge	Khongor, Saikhan	1999.08.25	2031.07.02
Gobi Mankhan	MV-001830	Barium	Baruun shokhoiin khajuu	27	Tuv	Erdene	1999.08.31	2029.08.31
Uurt tur	MV-001865	Gold	Salaagiin altnii ord	227	Tuv	Sergelen	1999.09.17	2029.09.17
IF sons	MV-001903	Barium	Zuun modnii els	11	UB	Nalaikh	1999.10.20	2029.10.20
Berkh	MV-001913	Gold	Tohoi bulag	115	Khentii	Norovlin	1999.10.29	2029.10.29
Boroo gold	MV-001960	Gold	Boroogiin	588	Selenge	Bayangol	1999.11.28	2029.11.28
Boroo gold	MV-001970	Gold	Boroogiin	643	Selenge	Bayangol, Mandal	1999.12.06	2029.12.06
Uurt Gold	MV-001990	Gold	Zulegt	136	Tuv	Sergelen	1999.12.17	2029.12.17
Chintugs	MV-002185	Gold	Tsagaan bulag Jalga-5	41	Tuv	Zaamar	2000.04.07	2030.04.07
Mine and field Korea	MV-002206	Spar	Miakhant	30	Dornogobi	Dalanjargalan	2000.04.17	2030.04.17
Monrustsevetmet	MV-002231	Spar	Dai-Uul	59	Dornogobi	Airag	2000.04.21	2030.04.21
T & T Unix	MV-002244	Gold	Lkhamsurengiin tohoi	76	Bayankhongor	Bumbugur, Buutsagaan	2000.04.27	2030.04.27
Datsan Trade	MV-002245	Gold	Khorkhoitiin adag	101	Uvs	Umnugobi, Tarialan	2000.04.27	2030.04.27
Datsan Trade	MV-002246	Gold	Ulaan am	37	Uvs	Tarialan	2000.04.27	2030.04.27
Aivuutes	MV-002247	Gold	Gutai	286	Khentii	Batshireet	2000.04.28	2030.04.28
Avtostroi	MV-002273	Gold	Kharganii khundii	178	Bayankhongor	Bumbugur	2000.05.05	2030.05.05
Duntrade	MV-002275	Barium	Uluutiin naran	28	Selenge	Zuunkharaa	2000.05.05	2030.05.05
SMI	MV-002366	Charcoal	Saikhan uul	39	Bulgan	Saikhan	2000.06.09	2030.06.09
Almazgroup	MV-002391	Gold	Khoshuu uuliin uurkhain deed kheseg	153	Tuv	Sergelen	2000.06.19	2030.06.19

Legal entity name	Licence No	Mineral type	Area name	Area size	Province	District	Date issued	Expiration date
S	MV-002392	Gold	Khoshuu uuliin	202	Tuv	Sergelen	2000.06.19	2030.06.19
Yalguun-International	MV-002425	Barium	uurkhain dood kheseg	29	Dornogobi	Urgun	2000.07.10	2030.07.10
Mongol Gazar	MV-002426	Gold	Sugdukh	374	Arkhangai	Tsenkher	2000.07.10	2030.07.10
Mongol Gazar	MV-002427	Gold	Ulziin gol	173	Arkhangai	Tsenkher	2000.07.10	2030.07.10
Ochiruud	MV-002449	Gold	Shiirtiin salaa	203	Khentii	Jargaltkhaan	2000.07.21	2030.07.21
Mongol Alt MAK	MV-002545	Charcoal	Khadagtain	118	Dornogobi	Dalanjargalan	2000.08.17	2030.08.18
Gold neest	MV-002613	Barium	Eldeviin	26	Bulgan	Orkhon	2000.09.22	2030.09.22
Zuunmod uul	MV-002616	Gold	Airag uul	51	Selenge	Mandal	2000.09.25	2030.09.25
Ordtrade	MV-002645	Charcoal	Ereen	5	UB	Nalaikh	2000.10.09	2030.10.09
U and B	MV-002810	Gold	53-r uklonii zuun jiguur	342	Khentii	Batshireet, Binder	2000.12.15	2030.12.15
BatGobi	MV-002907	Barium	Gutain davaa	27	Selenge	Orkhon	2001.01.22	2031.01.22
MOENCO	MV-002913	Charcoal	Bor tolgoi	38	Khovd	Uynch	2001.01.26	2031.01.26
British mining	MV-003040	Gold	Olon bulag	236	Bayankhongor	Shinejinst	2001.03.08	2031.03.08
NK	MV-003054	Charcoal	Ukher chuluutiin gol	13	UB	Nalaikh	2001.03.12	2031.03.12
Bayanmodot Uul	MV-003059	Lead	Nogoon Tolgoi	766	Khentii	Tsenkhermandal	2001.03.12	2031.03.12
Gatsuurt	MV-003065	Gold	Bayanmod	758	Arkhangai, Uvurkhangai	Tsenkher, Bat-Ulzii	2001.03.19	2031.03.19
Peabody Winsway resources	MV-003066	Charcoal	Zuun sudut	82	Tuv	Bayanjargalan	2001.03.19	2031.03.19
			Nuurst khotgor					
			Tsagaan chuluut					
Tsengeg-Orog	MV-003108	Gold	khooloin deed kheseg	380	Dornod	Bayandun	2001.03.26	2031.03.26
Shiba	MV-003166	Barium	Cement 3-r ord	26	Darkhan-Uul	Khongor	2001.04.13	2031.04.13
Monsunud	MV-003187	Barium	Burkhant uul	28	Darkhan-Uul	Khongor	2001.04.17	2030.04.17
Erdes Holding	MV-003195	Gold	Buyantiin khundii	136	Selenge	Bayangol	2001.04.19	2031.04.19
Garrison-Asia LLC	MV-003202	Gold	Ulziit-1	119	Sukhbaatar	Tuvshinshiree	2001.04.20	2031.04.20
ShimConstruction	MV-003205	Barium	Shokhoit	38	Selenge	Orkhon	2001.04.20	2031.04.20
Khuusgul	MV-003206	Gold	Duch gol	218	Dornod	Bayandun	2001.04.20	2031.04.20
Scorpion service	MV-003220	Barium	Tsagaan davaa	26	UB	Bayanzurkh	2001.04.26	2031.04.26
			Burgastain goliin dood					
Datsan Trade	MV-003238	Gold	kheseg	93	Uvs	Umnugobi, Tarialan	2001.04.30	2031.04.30
Datsan Trade	MV-003239	Gold	Uchral	57	Uvs	Tarialan	2001.04.30	2031.04.30
Gold neest	MV-003274	Barium	Dumbatiin gol	25	Bulgan	Orkhon	2001.05.10	2031.05.10
Mongol Czech Metal	MV-003284	Spar	Chuluut tsagaanii del	33	Tuv	Bayantsagaan	2001.05.11	2031.05.11
Tavanbaatar	MV-003315	Spar	Baruun tsagaan del	31	Dornogobi	Airag	2001.05.21	2031.05.21
Bayantegsh Impex	MV-003389	Spar	Khajuu ulaan	33	Khentii	Darkhan	2001.06.12	2031.06.12
			Bayankhoshuu					
CDC	MV-003504	Barium	toosgonii shavar	13	UB	Songinokhairkhan	2001.07.09	2031.07.09
Ikh uuliin erdenes	MV-003506	Tungsten	Tsunkheg	29	Bayan-Ulgii	Nogoonnuur	2001.07.09	2031.07.09
Khotgor Shanaga	MV-003508	Charcoal	Shanaga	815	Uvs	Bukhmurun	2001.07.09	2031.07.09
Novodine	MV-003518	Spar	Sairiin khudag	29	Khentii	Darkhan	2001.07.16	2031.07.16
Monrustsevetmet	MV-003596	Spar	Dulii	25	Dornogobi	Airag	2001.08.10	2031.08.10
Bayjmal-Alt	MV-003613	Gold	Songinii gol	56	Selenge	Eruu	2001.08.16	2031.08.16
Datsan Trade	MV-003752	Charcoal	Burgastai gol	56	Uvs	Tarialan	2001.10.11	2031.10.11
Datsan Trade	MV-003767	Charcoal	Tsakhir showgor uul	62	Uvs	Tarialan	2001.10.23	2031.10.23
Altandornod Mongol	MV-003803	Gold	Khalzangiin am	116	Tuv	Zaamar	2001.11.05	2031.11.05
Delgerkhangai trade	MV-003883	Gold	Zurkhiinkhudas	400	Zavkhan	Zavkhanmandal	2001.12.03	2031.12.03
Khorgiin chuluu	MV-003978	Coal, clay	Nalaikh	26	UB	Nalaikh	2001.12.20	2031.12.20
Tsevdeg	MV-004016	Gold	Nalgar	78	Tuv	Sergelen	2002.01.03	2032.01.03
Ikh tokhoirol	MV-004121	Gold	Tsagaan ereg	34	Tuv	Zaamar	2002.02.01	2032.02.01
Am Ta Tu	MV-004136	Barium	Araltkhudag	27	Dornod	Choibalsan	2002.02.07	2032.02.07

Legal entity name	Licence No	Mineral type	Area name	Area size	Province	District	Date issued	Expiration date
CMKI	MV-004153	Spar	Khudriin biyt-16	27	Khentii	Darkhan	2002.02.12	2032.02.12
Altandornod Mongol	MV-004174	Gold	Uliin goliin adag	540	Arkhangai	Tsenkher	2002.02.27	2032.02.27
Undur Buyant Holding	MV-004197	Barium	Bukhugiin gol	27	Tuv	Altanbulag	2002.03.18	2032.03.18
Zuunmod uul	MV-004265	Gold	Baavgait	51	Selenge	Mandal	2002.04.11	2032.04.11
Monrustsevetmet	MV-004306	Gold	Tuv unegt	92	Dundgobi	Bayanjargalan	2002.04.19	2032.04.19
Bluezone	MV-004317	Barium	Bukhugiin gol	26	Tuv, UB	Altanbulag, Khan-Uul	2002.04.22	2032.04.22
MOENCO	MV-004322	Charcoal	Khundlungiin gol	54	Khovd	Darvi	2002.04.23	2032.04.23
T & T Unix	MV-004323	Gold	Jugamiin am	129	Bayankhongor	Bumbugur	2002.04.23	2032.04.23
Sumberkhuntan	MV-004332	Barium	Nairamdal ordon	26	UB	Songinokhairkhan	2002.04.25	2032.04.25
Jinguan tso ,ltd	MV-004348	Barium	Baruun tsagaan davaa	26	UB	Bayanzurkh	2002.04.29	2032.04.29
Khankhas Trade	MV-004386	Spar	Bumbat	36	Dundgobi	Gobi-Ugtaal	2002.05.09	2032.05.09
Monrustsevetmet	MV-004388	Silver	Asgatiin ord	37	Bayan-Ulgii	Nogoonnuur	2002.05.09	2032.05.09
JME	MV-004403	Gold	Burkhantain khundii	38	Darkhan-Uul	Khongor, Shariingol	2002.05.13	2032.05.13
Skarn	MV-004404	Gold	Tsagaan tal, Dagnaltai	276	Tuv	Mungunmori	2002.05.14	2032.05.14
Solongolbil	MV-004405	Barium	Bayankhoshuu	31	UB	Songinokhairkhan	2002.05.14	2032.05.14
Altandornod Mongol	MV-004411	Gold	Ar naimgan	452	Tuv	Zaamar	2002.05.15	2032.05.15
Altandornod Mongol	MV-004412	Gold	Ar naimgan	530	Tuv	Zaamar	2002.05.15	2032.05.15
Khuree del	MV-004431	Spar	Jonsh tolgoi	28	Dornogobi	Airag	2002.05.20	2032.05.20
Niislel-Urguu	MV-004458	Barium	Burkhant-1	26	Darkhan-Uul	Khongor	2002.05.23	2032.05.23
Boldpoarda	MV-004478	Charcoal	Tasarkhai del	36	Umnugobi	Khurmen	2002.05.28	2032.05.28
Monrustsevetmet	MV-004487	Spar	Zuun unegt	93	Dundgobi	Bayanjargalan	2002.05.31	2032.05.31
Khualyan	MV-004508	Barium	Nalaikhiin zuun jiguur	29	UB	Nalaikh	2002.06.06	2032.06.06
EBNE	MV-004537	Spar	Khavtsal	25	Sukhbaatar	Tuvshinshree	2002.06.13	2032.06.13
GGSS	MV-004555	Gold	Galtiin khundii	26	Selenge	Eruu	2002.06.21	2037.03.30
Tavanshuteen trade	MV-004561	Charcoal	Zuun jiguur	11	UB	Nalaikh	2002.06.22	2032.06.22
Berkh-Uul	MV-004590	Charcoal	Chandgan tal	44	Khentii	Murun	2002.07.01	2032.07.01
Shinetoosgo	MV-004591	Barium	Nairamdal shavriin ord	10	UB	Songinokhairkhan	2002.07.01	2032.07.01
Mongolian Minerals Pity	MV-004646	Spar	Tsagaanchuluut	33	Dornogobi	Ikh khēt	2002.07.09	2032.07.09
Iderkhairkhan	MV-004658	Barium	Tsokhiot tolgoi 2	31	Darkhan-Uul	Khongor	2002.07.10	2032.07.10
Iderkhairkhan	MV-004659	Barium	Tsokhiot tolgoi 1	32	Darkhan-Uul	Khongor	2002.07.10	2032.07.10
British mining	MV-004663	Gold	Ongon-Ulaan uul	236	Bayankhongor	Shinejinst	2002.07.19	2032.07.19
SBF	MV-004691	Gold	Urd delen	102	Bulgan, Tuv	Dashinchilen, Zaamar	2002.07.29	2032.07.29
Antratsit	MV-004773	Charcoal	Galt	38	Tuv	Zaamar	2002.08.21	2032.08.21
Altandornod Mongol	MV-004780	Gold	Bodontiin am	764	Arkhangai	Tsenkher	2002.08.26	2032.08.26
Altandornod Mongol	MV-004822	Gold	Guutiin am	114	Arkhangai	Tsenkher	2002.09.02	2032.09.02
Altandornod Mongol	MV-004839	Gold	Khan-Uul	56	Uvurkhangai	Nariinteel	2002.09.03	2032.09.03
Spot Construction	MV-004852	Spar	Zuun urgun	29	Dornogobi	Urgun	2002.09.06	2032.09.05
Dorniin nuurs	MV-004872	Charcoal	Khavtgai	81	Khentii	Bayankhutag	2002.09.13	2032.09.13
Monrustsevetmet	MV-004878	Gold	Ulaan uul	66	Tuv	Zaamar	2002.09.17	2032.09.17
Mondulaan trade	MV-004910	Gold	Ulaan shivertiin am	773	Tuv	Zaamar	2002.09.19	2032.09.19
Ododgold	MV-004960	Gold	Tsagaan tokhoi	202	Bayankhongor	Bumbugur, Buutsagaan	2002.10.03	2032.10.03
Zayaatuvshin	MV-005008	Charcoal	Olon dov	26	UB	Nalaikh	2001.04.27	2031.04.27
Altandornod Mongol	MV-005028	Gold	Ar naimganii dund kheseg	1,253	Tuv	Zaamar	2002.10.23	2032.10.23
LMO mining	MV-005040	Gold	Shandiin am	154	Tuv	Lun	2002.10.25	2032.10.25
Khunnu Gobi altai	MV-005043	Charcoal	Khujirt bulan	52	Gobi-Altai	Tugrug	2002.10.28	2032.10.28
Centerra Gold Mongolia	MV-005082	Gold	Biluut	360	Selenge	Mandal	2002.11.04	2032.11.04
Altandornod Mongol	MV-005092	Gold	Bayan-Ovoot uul	37	Tuv	Zaamar	2002.11.08	2032.11.08
Khunnu Gobi altai	MV-005097	Charcoal	Khujirtiin bulag	27	Gobi-Altai	Tugrug	2002.11.11	2032.11.11

Legal entity name	Licence No	Mineral type	Area name	Area size	Province	District	Date issued	Expiration date
Delifin	MV-005117	Salt	Tsavdan	42	Uvs	Zuunkhangai	2002.11.18	2032.11.18
Dalanbulag trade	MV-005129	Barium	Shiree nuruu	59	Selenge	Saikhan	2002.11.20	2032.11.20
Jamp	MV-005145	Gold	Buurugiin am	318	Bayankhongor	Jargalant	2002.11.22	2032.11.22
Kherlen-Energo	MV-005210	Spar	Khudriin biyt-17	28	Khentii	Darkhan	2002.12.11	2032.12.11
BGI	MV-005211	Gold	Tarvagatai	45	Selenge	Bayangol	2002.12.12	2032.12.12
Shuukhiin shiidver guitssetgek alba	MV-005239	Barium	lkh gun nuur	25	Tuv	Bayandelger	2002.12.23	2032.12.23
Bayalagjonsh	MV-005294	Spar	Baruun bus	28	Dornogobi	Dalanjargalan	2003.01.06	2033.01.06
Tumental	MV-005356	Gypsum	Shiree uul-2	38	Dundgobi	Delgerkhantai	2003.01.30	2033.01.30
Erel	MV-005364	Gold	Belchir	36	Khuvsgul	Renchinkhumbe	2003.01.31	2033.01.31
GSB mining	MV-005411	Gold	Uvur khushuut	272	Bayankhongor	Gurvanbulag	2003.02.13	2033.02.13
Mongol Alt MAK	MV-005458	Charcoal	Nariin Sukhait	131	Umnugobi	Gurvantes	2003.02.25	2033.02.25
Chinkhua MAK nariin sukhait	MV-005459	Charcoal	Khuren tolgoi	70	Umnugobi	Gurvantes	2003.02.25	2033.02.25
Olon-Ovoot gold	MV-005464	Gold	Ovoot-1	82	Umnugobi	Mandal-Ovoo	2003.03.06	2033.03.06
Gatsuurt	MV-005484	Gold	Khuiten	150	Darkhan-Uul	Khongor	2003.03.10	2033.03.10
Avdrantkhairkhan	MV-005485	Granite	Avdrant	31	Tuv	Lun	2003.03.10	2033.03.10
Darkhan altan tuul	MV-005507	Gold	Burkhant	32	Darkhan-Uul	Shariingol	1995.07.09	2025.07.09
Kainarvolifram	MV-005518	Wolfram	Ulaan uul	38	Bayan-Ulgii	Nogoonnuur	2003.03.15	2033.03.15
Mongol Gazar	MV-005529	Gold	Kharguitiin am	323	Arkhangai	Tsenkher	1999.11.19	2029.11.19
Orgilser	MV-005582	Gold	Burkhant	27	Darkhan-Uul	Khongor	2003.04.05	2033.04.05
Tunamal shijir	MV-005585	Gold	Khuurai khundii	7	Dornod	Bayandun	2003.04.06	2033.04.06
Dun-Erdene	MV-005639	Gold	Uvuljuut	398	Dornod	Bayandun	2003.04.17	2033.04.17
Guravt	MV-005648	Gold	Shaazgain gozgor	57	Darkhan-Uul	Shariingol	2003.04.19	2033.04.19
Ododgold	MV-005651	Gold	Ulziit gol	341	Bayankhongor	Bumbugur	2003.04.19	2033.04.19
Chuugen	MV-005683	Barium	Nogoon tolgoi	7	UB	Nalaikh	2001.03.12	2031.03.12
Oson	MV-005692	Spar	Khongor ovoo	112	Dornogobi	Airag	2003.04.28	2033.04.28
Erchim	MV-005696	Charcoal	Nuurst khotgor	29	Uvs	Bukhmurun	2003.05.01	2033.05.01
Gunbileg gold	MV-005707	Gold	Khargana	46	Tuv	Bornuur	2003.05.05	2033.05.05
CAGEN	MV-005770	Gold	Ergen usnii khudag	50	Uvurkhangai	khairkhandulaan	2003.05.16	2033.05.16
Altandornod Mongol	MV-005778	Gold	Tuuliin baruun denj	64	Tuv	Zaamar	2003.05.19	2033.05.19
BGI	MV-005784	Gold	Uvurshar khutul	81	Selenge	Bayangol	2003.05.20	2039.06.11
Montriumf	MV-005798	Spar	Umnii бага чулуу	30	Dornogobi	Altanshiree	2003.05.22	2033.05.22
Suuri	MV-005806	Barium	Darkhan tolgoi	46	Darkhan-Uul	Darkhan	2003.05.22	2033.05.22
Urgun mandal Gobi mining	MV-005850	Spar	Naidvar	28	Dornogobi	Airag	2003.05.29	2033.05.29
Buurgent	MV-005874	Gold	Urt bulag	94	Selenge	Bayangol	2003.06.05	2033.06.05
Monkhnyam khairkhan	MV-005877	Salt	Tsavdan	20	Zavkhan, Uvs	Songino, Zuunkhangai	2003.06.05	2033.06.05
Tushig industrial	MV-005881	Gold	Ukhmal am	111	Selenge	Tushig	2003.06.06	2033.06.06
Termenjonsh	MV-005899	Spar	Khajuu bulag	31	Sukhbaatar	Munkhkhaan	2003.06.07	2033.06.07
Tolgoitiin gol	MV-005959	Gold	Vershina tolgoi	36	Selenge	Eruu	1995.08.25	2025.08.25
Altandornod Mongol	MV-005961	Gold	Tuuliin baruun denj	24	Bulgan, Tuv	Buregkhantai, Zaamar	2003.06.20	2033.06.20
Kharzanar	MV-005970	Gold	Undur-1	40	Tuv	Bayan, Sergelen	2003.06.24	2033.06.24
Uulsnoyon	MV-005974	Gold	Baga noyonii dund kheseg	184	Darkhan-Uul	Khongor	2003.06.24	2033.06.24
Erdes Holding	MV-006005	Gold	Buyantiin dund kheseg	39	Selenge	Bayangol	2003.07.03	2033.07.03
Erdes Holding	MV-006006	Gold	Buyantiin khundiin adag	105	Darkhan-Uul, Selenge	Shariingol, Bayangol	2003.07.03	2033.07.03
Wen Chon	MV-006066	Gold	Shorgoolj-1	75	Selenge	Khuder	2003.07.22	2033.07.22
Narangol toosgo	MV-006080	Barium	Narangiin gol	36	UB	Songinokhairkhan	2003.07.23	2033.07.23
Shanlun	MV-006098	Zinc	Burged tolgoi	996	Dornod	Choibalsan	2003.07.28	2033.07.28
Dalnyaya Zemlya	MV-006101	Gold	Chavgantsiin bulag	195	Bayankhongor	Bayan-Ovoo, Bumbugur	2003.07.30	2033.07.30

Legal entity name	Licence No	Mineral type	Area name	Area size	Province	District	Date issued	Expiration date
Tunamal shijir	MV-006197	Gold	Khuurai am	75	Dornod	Bayandun	2003.08.19	2033.08.19
Chuluun-Urguu	MV-006222	Barium	Dush tolgoi	28	Bayankhongor	Erdenetsogt	2003.08.21	2033.08.21
Miraifluorid	MV-006233	Spar	Tsagaan del	118	Dundgobi	Gurvansaikhan	2003.08.26	2033.08.26
Burkit corporation	MV-006242	Gold	Indert	65	Bayan-Ulgii	Bulgan	2003.08.28	2033.08.28
Nariin gol gold	MV-006364	Gold	Nariin gol	365	Tuv	Zaamar	2003.09.30	2033.09.30
Mandal-Altai	MV-006387	Charcoal	Ogtorgiin khudag	27	Gobi-Altai	Tugrug	2003.10.04	2033.10.04
Irves-intertrade	MV-006391	Spar	Baruun suuj	113	Dornod	Dashbalbar	2003.10.04	2033.10.04
Adil-Och	MV-006399	Spar	Khutul us-2	43	Dundgobi	Ulziit	2003.10.04	2033.10.04
Sonor trade	MV-006428	Gold	Tsagaan chuluutiin am	147	Selenge	Bayangol	2003.10.14	2033.10.14
Mongol anar trade	MV-006449	Gold	Kharganat-2	47	Darkhan-Uul	Khongor	2003.10.22	2033.10.22
Zirkon mining	MV-006452	Charcoal	Dovtsog	29	Tuv	Bayan	2003.10.22	2033.10.22
			Tsaidam nuuriin khuren					
Tengri oil sheil	MV-006453	Charcoal	nuursnii ord	133	Tuv	Bayan	2003.10.22	2033.10.22
Bayantegsh Impex	MV-006454	Spar	Khairkhan chuluu	25	Khentii	Darkhan	2003.10.22	2033.10.22
Goldland	MV-006502	Gold	Mogoin gol	63	Selenge	Eruu	2003.10.31	2033.10.31
Altaikhangai burd	MV-006505	Gold	Saikhan gol	473	Khentii	Batshireet, Umnudelger	2003.10.31	2033.10.31
Chuluut-International	MV-006506	Spar	Jonsh tolgoi	27	Tuv	Bayandelger	2003.10.31	2033.10.31
MOENCO	MV-006525	Charcoal	Khushuut	46	Khovd	Darvi	2003.11.07	2033.11.07
Khaangardi	MV-006588	Gold	Khooloi khudag	113	Bayankhongor	Galuu	2003.11.26	2033.11.26
Gurvan tokhom	MV-006606	Gold	Khangai-2	216	Tuv	Sergelen	2003.12.01	2033.12.01
Jotoin bajuuna	MV-006612	Gold	Tuuliin golidrol-3	48	Tuv	Zaamar	2003.12.02	2033.12.02
Shine-Erdes	MV-006620	Gold	Urliin ovoo	377	Dornod	Gurvanzagal	2003.12.05	2033.12.05
Rich Mogol	MV-006676	Gold	Shariin goliin kheseg	204	Darkhan-Uul	Khongor	2003.12.19	2033.12.19
Ormon-Uul	MV-006680	Gold	Baruun zah tseg	117	Bulgan	Buregkhangai	2003.12.22	2033.12.22
Gatsuurt	MV-006689	Gold	Biluut am	856	Uvurkhangai	Bat-Ulzii	2003.12.23	2033.12.23
Jinkhua ord	MV-006701	Iron	Durvuljin	60	Dornogobi, Khentii	Dalanjargalan, Darkhan	2003.12.24	2033.12.24
Garrison-Asia LLC	MV-006703	Gold	Khukh undur	32	Sukhbaatar	Tuvshinshiree	2003.12.24	2033.12.24
Oyu Tolgoi	MV-006708	Mixed metal	Manakht	4,533	Umnugobi	Khanbogd	2003.12.26	2033.12.26
Oyu Tolgoi	MV-006709	Gold	Oyu tolgoi	8,490	Umnugobi	Khanbogd	2003.12.26	2033.12.23
Oyu Tolgoi	MV-006710	Mixed metal	Khukh khad	1,763	Umnugobi	Khanbogd	2003.12.26	2033.12.23
Special mines	MV-006720	Gold	Ulaan tolgoi	755	Bayankhongor	Bayan-Ovoo	2003.12.29	2033.12.29
Suuri	MV-006725	Barium	Shiree nuruu	37	Darkhan-Uul, Selenge	Darkhan, Saikhan	2003.12.30	2033.12.30
AShB	MV-006784	Gold	Barjin	172	Tuv	Zaamar	2004.01.26	2034.01.26
Mongol Alt MAK	MV-006852	Charcoal	Nariin sukhait zuunii	31	Umnugobi	Gurvantes	2004.01.28	2034.01.28
Ododgold	MV-006853	Gold	Ulziit gol	217	Bayankhongor	Bumbugur	2004.01.28	2034.01.28
Buurgent	MV-006854	Gold	Khersiin gol	84	Selenge	Khuder	2004.01.28	2034.01.28
Specialmines	MV-006907	Gold	Tsagaan-Ovoo	298	Bayankhongor	Bayan-Ovoo	2004.02.05	2034.02.05
Mongolian national rare earth corp	MV-006911	Rare earth metal	Khalzan buregtei	175	Khovd	Myngad	2004.02.05	2034.02.05
MEC transportation	MV-007005	Barium	Shavartiin am-1	26	UB	Songinokhairkhan	2002.05.30	2034.05.30
Noyon tokhoi trade	MV-007039	Gold	Bor tal	94	Tuv	Sergelen	2004.03.05	2034.03.05
Bul bul	MV-007045	Coal, clay	Khuuchin 8-r uurkhai	24	UB	Nalaikh	2004.03.11	2034.03.11
AUM	MV-007104	Gold	Mad makhar	184	Uvurkhangai	Uyanga	2004.03.19	2034.03.19
Tseetsee-Impex	MV-007134	Barium	Ikh bulag	125	UB	Bayanzurkh	2004.03.23	2034.03.23
Monrustsevetmet	MV-007137	Gold	Ulaan-Uul	115	Tuv	Zaamar	2004.03.23	2034.03.23
Gerelt-Ord	MV-007194	Barium	Bayan-uul-3	10	UB	Nalaikh	1998.04.13	2028.04.13
Monrustsevetmet	MV-007197	Gold	Tuuliin baruun denj	50	Tuv	Zaamar	2004.04.02	2034.04.02
MGH	MV-007207	Gold	Ulaan chuluut	144	Arkhangai	Tsenkher	2004.04.04	2034.04.04
MV-007257	MV-007257	Barium	Shand khudag-2	59	Tuv	Bayan	2004.04.12	2034.04.12
Mongol Alt MAK	MV-007357	Gold	Tsakhiriin khundii	212	Bayankhongor	Zag	2004.04.28	2034.04.28

Legal entity name	Licence No	Mineral type	Area name	Area size	Province	District	Date issued	Expiration date
Monkhmining	MV-007374	Gold	Nariin ulunt	97	Arkhangai	Ikhtamir	2004.04.30	2037.02.12
Monre	MV-007401	Barium	Tsagaan tolgoi	28	Tuv	Bayan	2004.05.07	2034.05.07
Tsogt-Onon	MV-007435	Gold	shokhoi ord	95	Tuv	Sergelen	2000.03.20	2030.03.20
Gatsuurt	MV-007453	Gold	Baruun urtiin	98	Selenge	Eruu	1995.05.23	2025.05.23
Ododgold	MV-007468	Gold	Tsagaan chuluut-2	96	Bayankhongor	Bumbugur, Buutsagaan	2004.05.12	2034.05.12
Dun-Erdene	MV-007511	Gold	Baidrag gol	64	Dornod	Bayandun	2004.05.17	2034.05.17
EBE	MV-007514	Spar	Gun-Undur bulag	131	Sukhbaatar	Munkhkhaan	2004.05.19	2034.05.19
Khotoldegijkh	MV-007530	Barium	Ulziit	39	Tuv	Sergelen	2001.11.07	2031.11.07
Gatsuurt	MV-007687	Gold	Undur dov	1,146	Arkhangai, Uvurkhangai	Tsenkher, Bat-Ulzii	2004.06.10	2034.06.10
Gatsuurt	MV-007688	Gold	Zuun sudut-1	1,220	Arkhangai, Uvurkhangai	Tsenkher, Bat-Ulzii	2004.06.10	2034.06.10
Gatsuurt	MV-007689	Gold	Zuun sudut-3	284	Uvurkhangai	Bat-Ulzii	2004.06.10	2034.06.10
Gatsuurt	MV-007690	Gold	Zuun sudut-2	88	Arkhangai, Uvurkhangai	Tsenkher, Bat-Ulzii	2004.06.10	2034.06.10
Nariin gol gold	MV-007700	Gold	Zuun sudut-4	376	Tuv	Zaamar	2004.06.10	2034.06.10
Ikh tokhoirol	MV-007712	Gold	Nariin gol	639	Tuv	Zaamar	2004.06.11	2034.06.11
Ikh tokhoirol	MV-007713	Gold	Ikh tokhoirol	256	Bulgan, Tuv	Buregkhangai, Zaamar	2004.06.11	2034.06.11
Mongol anar trade	MV-007716	Gold	Ikh tokhoirol-1	25	Selenge	Eruu	2004.06.11	2034.06.11
Bichigt Khairkhan trade	MV-007722	Spar	Khushuut	29	Khentii	Galshar	2004.06.15	2034.06.15
Jamp-alt	MV-007741	Gold	Khar bichigt	66	Bayankhongor	Galuu	2004.06.18	2034.06.18
CBZ	MV-007746	Barium	Bulgiin khul	28	Darkhan-Uul	Khongor	2004.06.18	2034.06.18
Peabody Winsway resources	MV-007863	Charcoal	Asgat uul	202	Tuv	Bayanjargalan	2001.03.19	2031.03.19
DBTkh	MV-007902	Gold	Nuurst khonkhor-1	255	Selenge	Eruu	2004.07.08	2034.07.08
JEMI international	MV-007929	Spar	Khailaastiin ord	26	Dornogobi	Urgun	2004.07.14	2037.07.14
Big mogul coal and energy	MV-007944	Charcoal	Bor togloi	56	Dundgobi	Bayanjargalan	2004.07.16	2034.07.16
Moritkhangai	MV-007969	Gold	Khar tevsh	265	Selenge	Eruu	2004.07.21	2034.07.21
Erdeniin khogjil	MV-007976	Charcoal	Eruu-Khereen gol	31	UB	Nalaikh	2004.07.23	2034.07.23
Dayan-Orgil	MV-007977	Barium	Nalaikh	27	UB	Khan-Uul	2004.07.23	2034.07.23
Khurai	MV-007978	Gold	Kharzatiin gozgor	232	Selenge	Orkhontuul	2004.07.23	2034.07.23
Urtkhoshuu	MV-008085	Gold	Tsagaan gozgor	413	Selenge	Eruu	2004.08.04	2034.08.04
Khunan	MV-008097	Gold	Uluutiin khyr	77	Tuv	Sergelen	2004.08.04	2034.08.04
Tenuun baigali	MV-008149	Spar	Baruun baruun- Urt	31	Dornogobi	Dalanjargalan	2004.08.09	2034.08.09
Polimetpotala	MV-008183	Gold	Seruun tsagaan	283	Darkhan-Uul	Khongor, Shariingol	2004.08.13	2034.08.13
Monrustsevetmet	MV-008191	Mixed metal	Ikh burkhant	390	Bayan-Ulgii	Nogoonnuur	2004.08.16	2034.08.16
Bulgan-Invest	MV-008207	Barium	Asgatiin umnud	29	Darkhan-Uul	Orkhon	2004.08.20	2034.08.20
Best-Ord	MV-008219	Barium	Kharaa-1	115	Dornogobi	Urgun	2004.08.20	2034.08.20
Khukhtur	MV-008468	Spar	Khuts tolgoi zuun	75	Dornogobi	Airag	2004.09.23	2034.09.23
Khukhtur	MV-008469	Spar	Khukh del-1	76	Dornogobi	Airag	2004.09.23	2034.09.23
Gatsuurt	MV-008478	Gold	Umnut khar airag	121	Uvurkhangai	Bat-Ulzii	2004.09.27	2034.09.27
Gatsuurt	MV-008479	Gold	Zuun sudut-6	588	Uvurkhangai	Bat-Ulzii	2004.09.27	2034.09.27
Lutsero tso,Ltd	MV-008523	Gold	Zuun sudut-5	190	Selenge	Mandal	2004.10.05	2034.10.05
Buurgent	MV-008553	Gold	Noyon uuliin am	63	Selenge	Bayangol	2004.10.07	2034.10.07
Bayanjonsh	MV-008595	Spar	Narangiin gol	89	Tuv	Bayantsagaan	2004.10.15	2034.10.15
Mongol Czech Metal	MV-008633	Spar	Chuluutiin zuun salaa	222	Tuv	Bayantsagaan	2004.10.21	2034.10.21
Monrustsevetmet	MV-008645	Mixed metal	Chuluut	621	Bayan-Ulgii	Nogoonnuur	2004.10.28	2034.10.28
Jun Uan	MV-008652	Spar	Asgatiin khoid tuviin	164	Dundgobi	Bayanjargalan	2004.10.28	2034.10.28
Bayantegsh Impex	MV-008656	Spar	kheseg	50	Khentii	Darkhan	2004.11.01	2034.11.01
			Zeregtsee					
			Khudriin biyt-9					

Legal entity name	Licence No	Mineral type	Area name	Area size	Province	District	Date issued	Expiration date
Monzol	MV-008664	Gold	lkh noyonii dund kheseg	345	Darkhan-Uul	Khongor	2004.11.02	2034.11.02
Ov and Tulga	MV-008719	Barium	Modot uul	65	Darkhan-Uul	Darkhan	2004.11.09	2034.11.09
Peninsula mining	MV-008728	Gold	Baga mukhar	55	Selenge	Bayangol	2004.11.10	2034.11.10
Ekhiin setgel	MV-008744	Charcoal	Nalaikhiin urd kheseg	0	UB	Nalaikh	2004.04.21	2034.04.21
Peabody Winsway resources	MV-008766	Charcoal	Ereen ikher uul	35	Bulgan	Saikhan	2003.08.26	2033.08.26
Beton-Armatur	MV-008826	Barium	Bukhug-1	27	Tuv	Altanbulag	2004.11.25	2034.11.25
Altangol Exploration	MV-008863	Gold	Ar tamsag-1-1	1,253	Bulgan, Tuv	Buregkhantai, Zaamar	2004.12.08	2034.12.08
Erkhesmining	MV-008865	Gold	Ar tamsag-1-2	330	Bulgan, Selenge	Buregkhantai, Orkhontuul	2004.12.08	2034.12.08
Khoskhas	MV-008866	Gold	Uguumur-2	642	Bulgan	Buregkhantai	2004.12.08	2034.12.08
Boldtomor yeroo gol	MV-008888	Iron	Bayangol	1,405	Selenge	Eruu	2004.12.09	2034.12.09
GBNB	MV-008998	Gold	Baruun zakh tseg	252	Bulgan	Buregkhantai	2004.12.21	2034.12.21
LUVR	MV-009061	Gold	Barlagiin goliin ord	448	Khovd	Tsetseg	2005.01.03	2035.01.03
Monrospromugoli	MV-009097	Charcoal	Khoviliin khooloi	39	Tuv	Bayan	2005.01.05	2035.01.05
Taikhar-Ord	MV-009110	Spar	Khukh teeg	57	Dundgobi	Bayanjargalan	2005.01.07	2035.01.07
Nutgiin khash	MV-009115	Barium	Nariin ovgor	27	Gobi-Altai	Esunbulag	2005.01.10	2035.01.10
Ormon-Uul	MV-009165	Gold	Bariin zakh tseg	94	Bulgan	Buregkhantai	2005.01.19	2035.01.19
Kunlun	MV-009192	Charcoal	Nalaikh gol-1	4	UB	Nalaikh	2005.01.24	2035.01.24
Gatsuurt	MV-009203	Gold	Taatsiin gol	1,950	Uvurkhantai	Nariinteel	2005.01.26	2035.01.26
Gatsuurt	MV-009204	Gold	Taatsiin gol-1	264	Uvurkhantai	Nariinteel	2005.01.26	2035.01.26
Coal Adventures	MV-009256	Gold	Tsagaan gozgor	63	Selenge	Orkhontuul	2005.02.03	2035.02.03
MGH	MV-009258	Gold	Yastiin gol	366	Arkhangai	Tsenkher	2005.02.03	2035.02.03
Uuls Zaamar	MV-009305	Gold	Dund Galt	105	Tuv	Zaamar	2005.02.17	2035.02.17
Jamp	MV-009356	Gold	Kharganat-2	28	Selenge	Eruu	1995.05.23	2025.05.23
Ugalzan CAMkhag	MV-009357	Charcoal	Nalaikh	43	UB	Nalaikh	1998.07.28	2028.07.28
Bulgan aimgiin khorikh 439-angi	MV-009364	Barium	Airag uul	62	Bulgan	Orkhon	2005.03.07	2035.03.07
Jamp	MV-009396	Gold	Kharganat-1	49	Selenge	Eruu	1995.05.23	2025.05.23
MAK Cement	MV-009427	Barium	Biluut	273	Dornogobi	Dalanjargalan	2005.03.14	2035.03.14
Bokhog turgen	MV-009464	Barium	Bukhugiin khundii-1	34	Tuv	Altanbulag	2005.03.16	2035.03.16
Polimet Mongold	MV-009467	Gold	Burkhant	595	Darkhan-Uul	Khongor, Shariingol	2005.03.16	2035.03.16
Darkhan-Els	MV-009469	Barium	Kharaagiin khundii	25	Darkhan-Uul	Darkhan, Orkhon	2005.03.18	2035.03.18
Laim-Invest	MV-009470	Barium	Khutul shokhoi-1	28	Selenge	Orkhon	2005.03.18	2035.03.18
Uyangan	MV-009495	Gold	Bayangoliin denj B kheseg	88	Tuv	Zaamar	2005.03.24	2035.03.24
Ankhai-International	MV-009515	Iron	Zuun tsagaan khoshuu-1	211	Tuv	Bayanjargalan	2005.03.30	2035.03.30
Ankhai-International	MV-009516	Iron	Gedger Khangai	91	Tuv	Bayanjargalan	2005.03.30	2035.03.30
Powerland	MV-009517	Charcoal	Ariin khudag	133	Dornogobi	Dalanjargalan	2005.03.30	2035.03.30
Shiba	MV-009579	Barium	Shokhoiin chuluunii 32r ord	3	Darkhan-Uul	Khongor	2005.04.07	2035.04.07
Ododgold	MV-009587	Gold	Ulziit gol-1	158	Bayankhongor	Bumbugur	2005.04.07	2035.04.07
Odtse	MV-009598	Barium	Tsagaan shal	29	Khovd	Myngad	2005.04.12	2035.04.12
Uguubayan khangai	MV-009623	Gold	Ar tamsag-1-2-2	375	Bulgan	Buregkhantai	2004.12.08	2034.12.08
Erdenes tsagaan suvarga	MV-009630	Copper	Serven sukhait	132	Dornogobi	Mandakh	2005.04.18	2035.04.18
Shidet-Od	MV-009631	Spar	Bargilt ovoo	20	Dornogobi	Urgun	2000.06.05	2030.06.05
Berenmining	MV-009772	Ore	Tamirgin gol	408	Arkhangai	Tuvshruulekh	2005.05.12	2035.05.12
Tanlon	MV-009775	Charcoal	Kharganat-3	50	UB	Nalaikh	2005.05.13	2035.05.13
Lunshontyanili	MV-009776	Barium	Nalaikhiin nuursnii ord	25	UB	Nalaikh	2005.05.13	2035.05.13
BSON	MV-009813	Barium	Shokhoiin nuruu	48	Selenge	Orkhon, Saikhan	2005.05.17	2035.05.17

Legal entity name	Licence No	Mineral type	Area name	Area size	Province	District	Date issued	Expiration date
Dadizi uian	MV-009817	Gold	Burkhantiin khundii	59	Darkhan-Uul	Khongor, Shariingol	2005.05.18	2035.05.18
Ikhmongol shuvuu	MV-009831	Barium	Bor tolgoi-1	26	UB	Khan-Uul	2005.05.18	2035.05.18
Tenuun baigali	MV-009848	Gold	Tsagaan davaa	67	Khentii	Umnudelger	2005.05.20	2035.05.20
Dun-Yuani	MV-009852	Silver, iron, lead,	Khar tolgoi	53	Umnugobi	Nomgon	2005.05.20	2035.05.20
Sunkhungold	MV-009918	Spar	Altan ovoo	39	Sukhbaatar	UulBayan	2004.12.29	2034.12.29
Erdes moron	MV-009919	Barium	Sukhiin am	26	Khuvsgul	Murun	2005.06.03	2035.06.03
Khartarvagatai	MV-009950	Charcoal	Khartarvagatai	14	Uvs	Tarialan	2005.06.08	2035.06.08
Khartarvagatai	MV-009951	Charcoal	Khartarvagatai	101	Uvs	Tarialan	2005.06.08	2035.06.08
CMB	MV-009968	Spar	Tsagaan elgen	32	Dornogobi	Ikh khet	2001.08.01	2031.08.01
Molimetel	MV-009975	Non-ferrous metals	Arii nuur	80	Sukhbaatar	Sukhbaatar	2005.06.09	2035.06.09
Ariun-Ornokh	MV-009978	Gold	Baruun-Urt	42	Tuv	Sergelen	2005.06.09	2035.06.09
Zuunnaiman suvraga	MV-010061	Salt	Shuden uul	29	Uvs	Davst	2005.06.27	2035.06.27
Zo-Jue	MV-010085	Spar	Khar tumurtei	62	Khentii	Darkhan	2005.06.29	2035.06.29
Khin khin	MV-010089	Zinc	Mukhar	125	Dornod	Dashbalbar	2005.07.01	2035.07.01
Chandgana coal	MV-010126	Charcoal	Tsaidam nuur	32	Khentii	Murun	2005.07.08	2035.07.08
Honghua	MV-010164	Barium	Kharganat	10	UB	Nalaikh	2005.07.19	2035.07.19
Dayarkh	MV-010172	Barium	Tsagaan davaa	24	UB	Bayanzurkh	2005.07.21	2035.07.21
Adulyargeo	MV-010194	Gold	Ingenii am	143	Khentii	Batnorov	2005.07.26	2035.07.26
Ongot tulga	MV-010196	Barium	Tsorj tolgoi	29	Arkhangai	Tuvshruulekh	2005.07.26	2035.07.26
Lut chuluu	MV-010206	Iron	Bargilt ovoo-1	84	Khentii	Darkhan	2005.07.26	2035.07.26
Lut chuluu	MV-010207	Iron	Barilgiin ovoo-1	109	Khentii	Darkhan	2005.07.26	2035.07.26
Baylag Bogd	MV-010219	Gold	Tsav uul	243	Bayankhongor	Bumbugur, Buutsagaan	2005.07.28	2035.07.28
Talst Goltgono	MV-010223	Gypsum	Taragt-2	71	Dundgobi	Delgerkhanga	1997.03.28	2027.03.28
Biluut mining	MV-010224	Wolfram	Eguzer	80	Sukhbaatar	Erdenetsagaan	2005.07.28	2035.07.28
Remar	MV-010225	Spar	Khudriin biyt-12	74	Dornogobi	Urgun	2005.07.28	2035.07.28
Shashir trade	MV-010258	Spar	Ulziit ukhaa	63	Dornogobi	Dalanjargalan	2005.08.03	2035.08.03
ARIA	MV-010278	Mixed metal	Mungun undur	173	Khentii	Umnudelger	2005.08.11	2035.08.11
SNW international	MV-010296	Lead	Burgastain-1	381	Khentii	Tsenkhermandal	2005.08.16	2035.08.16
Scorpion service	MV-010319	Barium	Tsagaan davaa	51	UB	Bayanzurkh, Sukhbaatar	2005.08.19	2035.08.19
Mongol anar trade	MV-010329	Spar	Khutul	62	Khentii	Galshar	2005.08.22	2035.08.22
Goldencave	MV-010347	Gold	Toson gol	38	Tuv	Zaamar	2005.08.26	2035.08.26
Gobi-Geo	MV-010380	Spar	Bambariin talbai	29	Khentii	Galshar	2005.09.01	2035.09.01
Jinshyentan	MV-010423	Charcoal	Ikh uurkhai	16	UB	Nalaikh	2005.09.12	2035.09.12
Altandornod Mongol	MV-010431	Gold	Tokhoirol-88	42	Bulgan, Tuv	Buregkhanga, Zaamar	2005.09.14	2035.09.14
Mongolrud prom	MV-010434	Spar	Serven	42	Khentii	Batnorov	2005.09.14	2035.09.14
BridgeConstruction	MV-010457	Barium	Nuurent	32	UB	Baganuur	2005.09.19	2035.09.19
Honghua	MV-010483	Barium	Nalaikh kheseg	24	UB	Nalaikh	2005.09.20	2035.09.20
Goal Toward Mining	MV-010488	Spar	Jonsht tolgoi	50	Dornogobi	Altanshiree	2005.09.20	2035.09.20
Bat-Adar	MV-010489	Barium	Tsagaan khundii	31	UB	Khan-Uul	2005.09.20	2035.09.20
Shandiin nuruu	MV-010508	Gold	Khadagtaiin khundii	257	Khentii	Jargaltkhaan, Tsenkhermandal	2005.09.22	2035.09.22
Irmuunzeerd	MV-010511	Gold	Nurag uul	1,189	Umnugobi	Bayandalai	2005.09.23	2035.09.23
Beren group	MV-010551	Iron	Tumur tolgoi	565	Arkhangai	Tuvshruulekh, Tsenkher	2005.09.29	2035.09.29
Litium mining	MV-010559	Non-ferrous metals	Munkhtiin tsagaan durvuljin	240	Gobisumber, Dundgobi	Shiveegobi, Bayanjargalan	2005.10.03	2035.10.03
MGB	MV-010598	Spar	Naimdai	25	Dundgobi	Bayanjargalan	2005.10.06	2035.10.06
Dorniin zeolite	MV-010599	Granite	Tsagaan tsaviin khudag	65	Dornogobi	Sainshand	2005.10.06	2035.10.06
Zaamariin ikh alt	MV-010614	Gold	Urd delen	1,723	Bulgan, Tuv	Buregkhanga, Dashinchilen, Zaamar	2005.10.07	2035.10.07
Khartarvagatai	MV-010632	Gold	Zaisan salaa	381	Uvs	Tarialan	2005.10.11	2035.10.11

Legal entity name	Licence No	Mineral type	Area name	Area size	Province	District	Date issued	Expiration date
Monfinance	MV-010646	Spar	Khudriin biyt	41	Khentii	Darkhan	2005.10.17	2035.10.17
Suuri khana	MV-010663	Barium	Gishuunii am	37	Tuv, UB	Altanbulag, Khan-Uul	2005.10.18	2035.10.18
Garrison-Asia LLC	MV-010664	Gold	Ulziit-2	47	Sukhbaatar	Tuvshinshiree	2005.10.18	2035.10.18
Shanzin-Ord	MV-010665	Iron	Kharaat uul	80	Dundgobi	Bayanjargalan, Gobi-Ugtaal	2005.10.20	2035.10.20
Mongol manganese natural resource	MV-010666	Manganese	Khurmen-2	313	Umnugobi	Bayandalai	2005.10.20	2035.10.20
Tavin-Ekh	MV-010714	Spar	Khar bichigt	30	Khentii	Galshar	2005.10.24	2035.10.24
Jonshgazar	MV-010735	Spar	Ikh bichigt	166	Dundgobi	Gobi-Ugtaal	2005.10.27	2035.10.27
Oyutbel	MV-010736	Barium	Zamiin ulaan uul	103	Dundgobi	Tsagaandelger	2005.10.27	2035.10.27
Jonshgazar	MV-010737	Spar	Jonsht tolgoi	128	Dundgobi	Gobi-Ugtaal	2005.10.27	2035.10.27
Darkhan metallurgical plant	MV-010738	Iron	Tumur tolgoi ord	424	Darkhan-Uul	Khongor	2005.10.28	2035.10.28
Zunrun	MV-010749	Barium	Shuvuutiin adag	43	Orkhon	Jargalant	2005.10.31	2035.10.31
Centerra Gold Mongolia	MV-010810	Gold	Kharaa	342	Selenge	Mandal	2005.11.14	2035.11.14
Khuderbold	MV-010811	Iron	Tumurtei	550	Selenge	Khuder	2005.11.14	2035.11.14
Khuldiin nuurs	MV-010871	Charcoal	Jargalant	101	Tuv	Jargalant	2005.11.30	2035.11.30
Tebshiin nuurs	MV-010874	Charcoal	Tevshiin gobi	845	Dundgobi	Saintsagaan	2005.11.30	2035.11.30
Monrustsevetmet	MV-010875	Gold	Ulaan uul-2	30	Tuv	Zaamar	2005.11.30	2035.11.30
Horikawametal	MV-010882	Gold	Icheet	131	Uvs	Khyrgas	2005.12.01	2035.12.01
Dayan-Orgil	MV-010883	Barium	Kharaa	50	Darkhan-Uul	Darkhan	2005.12.01	2035.12.01
Molimetel	MV-010889	Non-ferrous metals	Ariin nuur-1	227	Sukhbaatar	Sukhbaatar	2005.12.05	2035.12.05
Naimgan-Ord	MV-010927	Spar	Seruun tsagaan	48	Dornogobi	Dalanjargalan	2005.12.09	2035.12.09
MES	MV-010935	Barium	Ayganiin am	27	Tuv	Bayandelger	2005.12.12	2035.12.12
Berkh-Uul	MV-010965	Spar	Bayankhaan	39	Khentii	Kherlen	2005.12.16	2035.12.16
Mongoliajunli	MV-010988	Spar	Khailuur jonsh	102	Sukhbaatar	Tumentsogt	2005.12.22	2035.12.22
Shine-Erdes	MV-010989	Gold	Zangiat tolgoi	210	Dornod	Gurvanzagal	2005.12.22	2035.12.22
Gatsuurt	MV-011025	Barium	Shiree nuur	75	Darkhan-Uul, Selenge	Darkhan, Saikhan	2005.12.27	2035.12.27
Kainarvolifram	MV-011027	Tungsten	Ulaan uuliin ord	300	Bayan-Ulgii	Nogoonnuur	2005.12.27	2035.12.27
Undurbayan tsogt	MV-011055	Gold	Bayantsogt	488	Khentii	Tsenkhermandal	2006.01.05	2036.01.05
Jamp	MV-011114	Gold	Tsagaan chuluut-1	72	Dornod	Bayandun	1995.06.09	2025.06.09
Bayan Erch	MV-011123	Molybdenum	Uvur bayan	88	Sukhbaatar	Erdenetsagaan	2006.01.17	2036.01.17
Sobt trade	MV-011124	Tungsten	Ar bayan	110	Sukhbaatar	Erdenetsagaan	2006.01.17	2036.01.17
Saturnprogress	MV-011125	Charcoal	Nogoon tolgoi-2	20	UB	Nalaikh	2006.01.18	2036.01.18
UNFM	MV-011151	Polymetal	Khadat uul	345	Tuv	Bayankhangai, Bayantsogt	2006.01.19	2036.01.19
BUTI	MV-011222	Barium	Zuun modnii els-1	26	UB	Nalaikh	1999.10.20	2029.10.20
Steinkohle	MV-011281	Charcoal	Dalan	345	Dornogobi	Dalanjargalan	2006.02.01	2037.02.01
NUN	MV-011350	Spar	Suul tolgoi	107	Dundgobi	Gobi-Ugtaal	2006.02.13	2036.02.13
Top toosgo	MV-011376	Barium	Khotgor	12	UB	Nalaikh	2006.02.17	2036.02.17
Tsagaantashaa	MV-011377	Charcoal	Nalaikh	29	UB	Nalaikh	2006.02.17	2036.02.17
Shijirtalst	MV-011378	Gold	Shar khutul	184	Darkhan-Uul, Selenge	Shariingol, Bayangol	2006.02.17	2036.02.17
Irmuunzeerd	MV-011382	Gold	Bayantsagaan	610	Tuv	BayanChandmani	2006.02.17	2036.02.17
Monrustsevetmet	MV-011425	Spar	7,18,19,20-r khudriin biyt	168	Khentii	Darkhan	2006.02.23	2036.02.23
Erdesgroup	MV-011426	Iron	Tumurtei	362	Selenge	Khuder	2006.02.23	2036.02.23
Betstrade	MV-011427	Charcoal	Nalaikhiin kheseg	7	UB	Nalaikh	2005.02.23	2035.02.23
Newparl	MV-011430	Gold	Tuuliin baruun denj	227	Tuv	Zaamar	2006.02.23	2037.02.12
BayarsConstruction	MV-011510	Barium	Elgen bulag	87	Tuv	Bayan	2006.03.20	2036.03.20
Kenje	MV-011593	Charcoal	4-r davhraga	14	UB	Nalaikh	2006.03.30	2036.03.30
Kenje	MV-011594	Charcoal	Alag togoo	11	UB	Nalaikh	2006.03.30	2036.03.30
Berenmining	MV-011595	Iron	Mungun tseej	39	Arkhangai	Tuvshruulekh	2006.03.30	2036.03.30

Legal entity name	Licence No	Mineral type	Area name	Area size	Province	District	Date issued	Expiration date
Khuden	MV-011617	Charcoal	Khuutiin tal	52	Uvs	Davst	2006.04.03	2036.04.03
Flink Mongolia	MV-011618	Gold	Tuuliin tokhoi	82	Selenge	Orkhontuul	2006.04.03	2036.04.03
Beren mining LLC	MV-011619	Iron	Ulziit-1	89	Arkhangai	Ulziit	2006.04.03	2036.04.03
Newgolden crown	MV-011648	Gold	Bugantai-1	31	Selenge	Eruu	2006.04.06	2036.04.06
Mongolian Gemstones Industry	MV-011657	Garnet	Shavar tsaram	86	Arkhangai	Tariat	1997.04.03	2027.04.03
Davst-Orgil	MV-011664	Salt	Sangiin dalai	36	Dornod	Khalkhgol	2006.04.13	2036.04.13
			Tsagaan chuluut					
Dambat	MV-011665	Gold	khudag	21	Dornod	Bayandun	2006.04.13	2036.04.13
Monvolfram	MV-011666	Wolfram	Tsagaan davaa-3	82	Tuv	BayanChandmani	2006.04.10	2036.04.10
Rich fluorite	MV-011667	Spar	Ikh tsagaan del	66	Dornogobi	Dalanjargalan	2006.04.14	2036.04.14
Northwind	MV-011668	Spar	Bichigt	54	Khentii	Galshar	2006.04.14	2036.04.14
JAJ	MV-011696	Barium	Elstein zuun mod-1	237	UB	Nalaikh	2006.04.18	2036.04.18
Derbumba	MV-011702	Spar	Alag tolgoi-1	38	Dornogobi	Airag	2006.04.24	2036.04.24
Monrustsevetmet	MV-011721	Tungsten	Undur tsagaan-1	666	Khentii	Umnudelger	2006.04.28	2036.04.28
Monrustsevetmet	MV-011722	Spar	Zuun tsagaan del	142	Dornogobi	Ikh khet	2006.04.28	2036.04.28
Mersu	MV-011732	Barium	Zuun mod	32	UB	Nalaikh	2006.04.28	2036.04.28
NCHN	MV-011758	Barium	Bukhug tsolmon	30	UB	Khan-Uul	2006.05.12	2036.05.12
Boroo gold	MV-011761	Gold	Ikh dashir	79	Selenge	Mandal	2006.05.12	2036.05.12
Shuvuun-Uul	MV-011790	Gold	Baruunshuvuu uul	153	Zavkhan	Zavkhanmandal	2006.05.23	2036.05.23
Ordostade	MV-011810	Gold	Taliin salaa-1	98	Uvs	Tarialan	2006.06.05	2036.06.05
		Bismuth and						
Bolorjonsh	MV-011820	fluorite	Zuun argatai	33	Dundgobi	Bayanjargalan	2006.06.12	2036.06.12
Topruonhentso	MV-011823	Phosphorite	Burenkhaan-9	27	Khuvsgul	Tunel	2001.05.03	2031.05.03
Topruonhentso	MV-011824	Ore	Burenkhaan-xx	53	Khuvsgul	Burentogtokh	2001.09.24	2031.09.24
Tsagaanburd	MV-011836	Barium	Tsagaan davaa	48	UB	Bayanzurkh	2006.06.22	2036.06.22
Ochot-Uul	MV-011839	Barium	Taliin bor tolgoi	97	Tuv	Sergelen	2006.06.22	2036.06.22
Tavanshuteen trade	MV-011853	Charcoal	Zuun jiguur	7	UB	Nalaikh	2006.07.06	2036.07.06
			Baruun tsagaan del					
Dunfanlunma	MV-011855	Spar	175	29	Dornogobi	Airag	2006.07.06	2036.07.06
Datsan Trade	MV-011860	Gold	Ulaan am-1	74	Uvs	Tarialan	2006.07.14	2036.07.14
Kainarvolifram	MV-011863	Wolfram	Khovd gol	633	Bayan-Ulgii	Tsengel	2006.07.17	2036.07.17
Cavern bold	MV-011864	Wolfram	Ulaan khus	841	Bayan-Ulgii	Ulaankhus	2006.07.17	2036.07.17
Lightwork	MV-011871	Gold	Khar ymaat	28	Darkhan-Uul	Shariingol	2006.08.03	2036.08.03
Tuvshingarav	MV-011873	Gold	Ymaat	50	Bayan-Ulgii	Altantsugts	2006.08.06	2036.08.06
Tuvshingarav	MV-011874	Gold	Yamaat-1	521	Bayan-Ulgii	Altantsugts	2006.08.03	2036.08.03
Borjgony tal	MV-011875	Barium	Bugat	29	Tuv, UB	Altanbulag, Khan-Uul	2006.08.06	2036.08.06
Khoskhas	MV-011881	Gold	Ar tamsag-1-1-1	320	Bulgan, Tuv	Buregkhangai, Zaamar	2004.12.08	2034.12.08
Khoskhas	MV-011882	Gold	Ar tamsag-1-3-1	146	Tuv	Zaamar	2004.12.08	2034.12.08
Khong chang li	MV-011884	Lead	Khujkhaan	19	Khentii	Tsenkhermandal	1996.12.18	2026.12.18
MOENCO	MV-011887	Charcoal	Khushuut khundliun	203	Khovd	Darvi	2006.08.14	2036.08.14
MOENCO	MV-011888	Charcoal	Khamar davaa	1,753	Khovd	Darvi	2006.08.14	2036.08.14
Uurt Gold	MV-011892	Gold	Khureetiin am	364	Tuv	Sergelen	2006.08.15	2036.08.15
BridgeConstruction	MV-011893	Barium	Buhugiin goliin adag-1	104	UB	Khan-Uul	2006.08.18	2036.08.18
GBLease	MV-011894	Gold	Ikh ajir	33	Selenge	Eruu	2006.08.21	2035.08.21
CMB	MV-011898	Spar	Tsagaan elgen	71	Dornogobi	Ikh khet	2006.08.17	2036.08.17
Mongolia gold corporation	MV-011907	Gold	Bulag	496	Bulgan	Teshig	2006.08.18	2036.08.18
Mongolia gold corporation	MV-011908	Gold	Nogoon tolgoi	1,328	Bulgan	Teshig	2006.08.18	2036.08.18
Mongolia gold corporation	MV-011909	Gold	Ar khushuut	591	Bulgan	Teshig	2006.08.18	2036.08.18
BayarsConstruction	MV-011913	Barium	Zuun mod	77	UB	Nalaikh	2006.08.18	2036.08.18

Legal entity name	Licence No	Mineral type	Area name	Area size	Province	District	Date issued	Expiration date
Bayansumber bogd	MV-011914	Barium	Gishuunii am	42	Tuv, UB	Altanbulag, Khan-Uul	2006.08.18	2036.08.18
Dasain-Uul	MV-011915	Spar	Saikhan gashuun	38	Dornogobi	Dalanjargalan	2006.08.18	2036.08.18
Gatsuurt	MV-011916	Gold	Biluut	784	Arkhangai, Uvurkhangai	Tsenkher, Bat-Ulzii	2006.08.18	2036.08.18
Gatsuurt	MV-011917	Gold	Ikh toiruu	624	Bayankhongor	Galuut	2006.08.18	2036.08.18
Boldpoarda	MV-011919	Charcoal	Tasarkhai del	73	Umnugobi	Khurmen	2006.08.18	2036.08.18
Khartaarvagatai	MV-011923	Charcoal	Namiraa ekh	683	Uvs	Tarialan	2006.08.18	2036.08.18
Erdenelink	MV-011928	Lead	Khujikhanii khudag	348	Khentii	Tsenkhermandal	2006.08.21	2036.08.21
Dornogo	MV-011931	Spar	Khukh del	73	Dornogobi	Airag	2006.08.22	2036.08.22
Mongol Alt MAK	MV-011932	Charcoal	Alag togoo	1,431	Dornogobi	Dalanjargalan	2006.08.22	2036.08.22
Mongolian National Rare Earth corporation	MV-011933	Rare earth metal	Shartolgoi	395	Uvs	Zavkhan	2006.08.22	2036.08.22
Suldtogtokh	MV-011937	Barium	Buhug gol	53	Tuv	Altanbulag	2006.08.23	2036.08.23
Allyansgold	MV-011940	Gold	Tsagaan gozgor	294	Selenge	Orkhontuul	2006.08.28	2036.08.28
Alagtaitsetsen	MV-011941	Barium	Ukhaa bel	145	UB	Nalaikh	2006.08.28	2036.08.28
Erdenestavan tolgoi	MV-011943	Charcoal	Tavan tolgoi	2,036	Umnugobi	Tsogttsetsii	2006.08.28	2036.08.28
Mingkhongda	MV-011949	Iron	Tumurtei	40	Dundgobi	Gobi-Ugtaal	2006.08.29	2036.08.29
Kormon mine house	MV-011950	Gold	Altat	49	Selenge	Mandal	2006.08.29	2036.08.26
Energy resourtse	MV-011952	Charcoal	Ukhaa khudag	2,960	Umnugobi	Tsogttsetsii	2006.08.29	2036.08.29
Erdenestavan tolgoi	MV-011953	Charcoal	Bor tolgoi	12,864	Umnugobi	Tsogttsetsii	2006.08.29	2036.08.29
Erdenestavan tolgoi	MV-011954	Charcoal	Bor teeg-1	22,901	Umnugobi	KhanKhongor, Tsogttsetsii	2006.08.29	2036.08.29
Erdenestavan tolgoi	MV-011955	Charcoal	Shar teeg	23,813	Umnugobi	Tsogttsetsii	2006.08.29	2036.08.29
Erdenestavan tolgoi	MV-011956	Charcoal	Tavan tolgoi	3,152	Umnugobi	Tsogttsetsii	2006.08.29	2036.08.29
Gobi coal and Energy	MV-011965	Charcoal	Shar khooldoi	257	Gobi-Altai	Chandmani	2006.08.29	2036.08.29
Beren group	MV-011968	Barium	Orkhon ord	32	Bulgan	Orkhon	2006.08.29	2036.08.29
Khatantsatsal	MV-011969	Gold	Sharga ovoo	463	Dundgobi	Erdenedalai	2006.08.30	2036.08.30
Green station	MV-011976	Barium	Gishuunii am-4	51	UB	Khan-Uul	2006.09.01	2036.09.01
Mongol anar trade	MV-011979	Gold	Tolgoitiin ekh	376	Selenge	Eruu	2006.09.04	2036.09.04
Tsagaan-Elgen	MV-011981	Spar	Tsagaan elgen	30	Dornogobi	Ikh khet	2006.09.04	2036.09.04
Altandornod Mongol	MV-012004	Gold	Uliin gol-1	1,501	Arkhangai	Tsenkher	2000.07.10	2030.07.10
Tsevedeg	MV-012029	Gold	Salbariin am	139	Tuv	Sergelen	2006.09.19	2036.09.19
Irves-intertrade	MV-012031	Spar	Baruun suuj	451	Dornod	Dashbalbar	2006.09.19	2036.09.19
Boroo gold	MV-012039	Gold	Ikh mandal	911	Selenge	Mandal	2006.09.19	2036.09.19
Bilguun trade	MV-012048	Barium	Kharaa	32	Darkhan-Uul, Selenge	Darkhan, Saikhan	2006.09.22	2036.09.22
Guravt	MV-012049	Gold	Ovoot	50	Darkhan-Uul	Shariingol	2006.09.25	2036.09.25
Ordaltst	MV-012056	Barium	Gishuunii uul	93	UB	Khan-Uul	2006.09.25	2036.09.25
Goldenhails	MV-012085	Mixed metal	Mungun undur	231	Khentii	Umnudelger	2006.10.09	2036.10.09
Sharnarst	MV-012094	Gold	Buduun am	345	Selenge	Mandal	2006.10.09	2036.10.09
Khong Da International	MV-012112	Barium	Nogoon dov	21	UB	Nalaikh	2006.10.18	2036.10.18
Borjigt	MV-012118	Spar	Khetsuu tsav	230	Uvurkhangai	Tugrug	2006.10.18	2036.10.18
Tsaglashgui gould	MV-012125	Gold	Baruunii gol	195	Tuv	Sergelen	2006.10.24	2036.10.24
Monrustsevetmet	MV-012131	Gold	Tsagaan galt	33	Tuv	Zaamar	2006.10.24	2036.10.24
Ochirtuv	MV-012161	Barium	Tasgiin ovoo	25	Orkhon	Bayan-Undur	2006.10.30	2036.10.30
MCTT	MV-012162	Spar	Yst	50	Dundgobi	Bayanjargalan	2006.11.02	2036.11.02
Erel	MV-012169	Barium	Unegt	51	Dornogobi	Ulaanbadrakh	2006.11.06	2036.11.06
Cold gold mongol	MV-012173	Gold	Ulziit gol	265	Bayankhongor	Bumbugur	2006.11.06	2036.11.06
Tsagaan chuluut ellois	MV-012193	Molybdenum	Tsagaanchuluut	154	Khentii	Umnudelger, Kherlen	2006.11.09	2036.11.09
Gurvan-Evten	MV-012197	Gold	Ikh bulag	411	Bayankhongor	Zag	2006.11.09	2036.12.09
Mongol Alt MAK	MV-012199	Charcoal	Khuut	1,444	Dundgobi	Bayanjargalan	2006.11.09	2036.11.09
Bayantegsh Impex	MV-012203	Spar	Khajuu-Ulaan	29	Khentii	Darkhan	2006.11.13	2036.11.13

Legal entity name	Licence No	Mineral type	Area name	Area size	Province	District	Date issued	Expiration date
Chuluut-International	MV-012214	Spar	Jonsh tolgoi	74	Tuv	Bayandelger	2006.11.14	2036.11.14
Ochirnyam	MV-012215	Barium	Bukhug solongo	53	Tuv, UB	Altanbulag, Khan-Uul	2006.11.14	2036.11.14
Cement shokhoi	MV-012219	Barium	Shohoin chuluu	135	Selenge	Orkhon, Saikhan	1998.03.27	2028.03.27
Mongol Alt MAK	MV-012225	Charcoal	Nariin sukhait baruun	872	Umnugobi	Gurvantes	2006.11.22	2036.11.22
Mongol Alt MAK	MV-012226	Charcoal	Nariin sukhait zuun	36	Umnugobi	Gurvantes	2006.11.22	2036.11.22
Orgontsagaan nuur	MV-012229	Barium	Tenges gol	48	Khuvsgul	Tsagaannuur	2006.11.22	2036.11.22
Munkhiin jonsh	MV-012239	Spar	Tsant uul-1	87	Dundgobi	Ulziit	2006.11.22	2026.11.22
Focusmetal mining	MV-012263	Iron	Khudag baishint	80	Bulgan	Buregkhangai	2006.11.30	2036.11.30
Minduotaidu	MV-012277	Tungsten	Khanan-Unjuul	144	Tuv	Bayan-Unjuul	2006.12.08	2036.12.08
Erkhesmining	MV-012294	Gold	Ar tamsag-1-3-2	273	Tuv	Zaamar	2004.12.08	2034.12.08
Erdeniin olz	MV-012297	Charcoal	Khukhtii nuruu-3	51	Sukhbaatar	Erdenetsagaan	2006.12.20	2036.12.20
Andiin iltsh	MV-012307	Charcoal	Khukhtii nuruu-2	36	Sukhbaatar	Erdenetsagaan	2007.01.02	2037.01.02
Khu khu khuai	MV-012324	Charcoal	Kharganat	144	UB	Nalaikh	2007.01.08	2037.01.08
Sonor trade	MV-012325	Gold	Berkh uul	506	Tuv	Zaamar	2007.01.08	2037.01.08
tsastsade mining	MV-012328	Iron	Erven khoshuunii ovoo	78	Sukhbaatar	Sukhbaatar	2007.01.10	2037.01.10
Mongolian national rare earth tsorp	MV-012335	Rare earth metal	Arkhuuren uul	91	Khovd	Myngad	2001.12.28	2031.12.28
Junzeni	MV-012342	Spar	Urgun	45	Dornogobi	Urgun	2007.01.24	2037.01.24
Monlid trade	MV-012365	Gold	Uluut	154	Selenge	Eruu	1995.05.23	2025.05.23
Bluezone	MV-012373	Barium	Bukhugiin khundii	45	Tuv, UB	Altanbulag, Khan-Uul	2007.02.22	2037.02.22
Gold-Optiwell	MV-012395	Charcoal	Khul tsaidam	85	Dornod	Matad	2007.03.27	2037.03.27
Gan-Illch	MV-012401	Charcoal	Khuutiin khotgor	65	Dundgobi	Bayanjargalan	2007.04.12	2037.04.12
Taishanshinyani	MV-012412	Spar	Dai uul	100	Dornogobi	Airag	2007.04.18	2037.04.18
Ododgold	MV-012413	Gold	Ulziit gol	514	Bayankhongor	Bumbugur	2007.04.18	2037.04.18
Germesgahiur	MV-012414	Barium	Biluut	105	Dornogobi	Dalanjargalan	2007.04.18	2037.04.18
Otshir-Undraa	MV-012415	Gold	Zooluu khar	190	Darkhan-Uul	Khongor	2007.04.18	2037.04.18
Chingisiin khar alt	MV-012435	Charcoal	Alagtolgod-1	239	Dornogobi	Dalanjargalan	2007.05.01	2037.05.01
Altandornod Mongol	MV-012439	Gold	Tsagaan chuluu	153	Tuv	Zaamar	2007.05.07	2037.05.07
Khurenbulag	MV-012442	Barium	Khurenbulag	33	Bulgan	Bugat	2007.05.14	2037.05.14
Shindunfan	MV-012449	Gold	Khar mod uul	208	Selenge	Bayangol	2003.10.31	2033.10.31
Mongol Alt MAK	MV-012463	Charcoal	Eldev-2	460	Dornogobi	Dalanjargalan	2007.05.23	2037.05.23
Tsegeen-Uuden	MV-012466	Charcoal	Tal bulag	510	Sukhbaatar	Sukhbaatar	2007.05.23	2037.05.23
Chamin-Alt	MV-012469	Gold	Tolgoit-1	41	Selenge	Eruu	1995.08.25	2025.08.25
Altaigold	MV-012470	Gold	Ar chuluut-1	176	Arkhangai	Tsenkher	2007.05.25	2037.05.25
MCGT	MV-012474	Charcoal	Khotgor	852	Uvs	Bukhmurun	2007.05.29	2037.05.29
Petrocoal	MV-012475	Charcoal	Galbayan-1	392	Tuv	Bayan	2007.05.29	2037.05.29
Hanil Chug Bug	MV-012484	Barium	Buhugiin goliin adag	71	UB	Khan-Uul	2007.06.06	2037.06.06
MBGC	MV-012500	Gold	Khuren ganga	18	Bayankhongor	Gurvanbulag	2007.06.14	2037.06.14
Battripel	MV-012508	Barium	Bukhug gol-1	31	Tuv	Altanbulag	2006.08.23	2036.08.23
MRC MGL	MV-012512	Gold	Shiir am	91	Selenge	Khuder	2007.06.26	2037.06.26
Chingisiin khar alt	MV-012515	Charcoal	Baruun dalan	28	Dornogobi	Dalanjargalan	2007.06.26	2037.06.26
Darkhanshar burd	MV-012549	Barium	Saikhan-3	50	Selenge	Saikhan	2007.07.17	2037.07.17
Tsorosjambaa	MV-012551	Barium	Gishuunii am-2	29	UB	Khan-Uul	2007.07.17	2037.07.17
Kheltrege	MV-012558	Charcoal	Zuun khesege	26	UB	Nalaikh	2007.07.18	2037.07.18
Darkhanflourit	MV-012578	Spar	Undur-ovoo-33	65	Khentii	Darkhan	2007.07.25	2037.07.25
Teeliin shonxor	MV-012579	Barium	Unegt tuv baruun-2	27	Dornogobi	Ulaanbadrakh	2007.07.25	2037.07.25
Mineral plus	MV-012592	Spar	Tsagaan del	52	Tuv	Bayantsagaan	2007.07.31	2037.07.31
MCTT	MV-012605	Spar	Baruun tsagaan del	314	Dornogobi	Airag	2007.08.01	2037.08.01
Bor-Ondor Uul	MV-012619	Spar	Khavtgai-1	43	Khentii	Batnorov	2007.08.03	2037.08.03
Gurvantamga	MV-012653	Charcoal	Buutsat uul	91	Bayankhongor	Galuut	2007.08.23	2037.08.23

Legal entity name	Licence No	Mineral type	Area name	Area size	Province	District	Date issued	Expiration date
Shijir aranjin	MV-012665	Gold	Zamiin bulag	115	Bayankhongor	Galut	2007.08.28	2037.08.28
Youngcheng	MV-012680	Charcoal	Olz	6	UB	Nalaikh	2007.09.04	2037.09.04
Munkhbolor khvree	MV-012681	Spar	Tsagaan-Uvur	151	Dundgobi	Bayanjargalan	2007.09.04	2037.09.04
Gangarkhash	MV-012687	Barium	Tsakhir uul	80	Selenge	Saikhan	2007.09.07	2037.09.07
Tugs-Ekhlei	MV-012700	Barium	Gishuunii am	53	UB	Khan-Uul	2007.09.11	2037.09.11
Andiin temuulel	MV-012717	Gold	Guchin Sair	349	Bayankhongor	Bayan-Ovoo	2007.09.17	2037.09.17
Altai Construction	MV-012721	Gold	Baruun mukhar am	104	Bayankhongor	Gurvanbulag	2007.09.18	2037.09.18
SouthGobi Sands LLC	MV-012726	Charcoal	Ovoot tolgoi	9,312	Umnugobi	Gurvantes	2007.09.20	2037.09.20
Gobi coal and Energy	MV-012728	Charcoal	Khongor	490	Bayankhongor	Shinejinst	2007.09.21	2037.09.21
CFC group	MV-012756	Barium	Bukhugin gol	26	Tuv	Altanbulag	2007.09.27	2037.09.27
Uyangan	MV-012763	Gold	Zaamariin ekh-2	521	Bulgan, Tuv	Buregkhangai, Dashinchilen, Zaamar	2007.10.03	2037.10.03
J and U gold	MV-012806	Gold	Uvurkushuutiin am	107	Bayankhongor	Gurvanbulag	2007.10.10	2037.10.10
Tsuglan	MV-012841	Lead	Khujikhan	266	Khentii	Tsenkhermandal	2007.10.17	2037.10.17
Monrustsevetmet	MV-012884	Ore	Urgun	36	Dornogobi	Urgun	1996.10.14	2037.11.01
Khuvsgul zam	MV-012909	Barium	Nugin tokhoi	26	Khuvsgul	Burentogtokh	2007.10.31	2037.10.31
Talst-Orchlon	MV-012960	Spar	Dund uul	27	Khentii	Bayan-Adraga	2007.11.15	2037.11.15
Agitkhangai	MV-013028	Gold	Ar ult	314	Uvurkhangai	Uyanga	2007.12.05	2037.12.05
Bum-Arvai-Invest	MV-013119	Barium	Tsagaandavaa-2	26	UB	Bayanzurkh, Sukhbaatar	2007.07.26	2037.07.26
Powerland	MV-013132	Charcoal	Alag tolgoi	1,279	Dornogobi	Dalanjargalan	2008.01.02	2038.01.02
Zirkon mining	MV-013146	Charcoal	Dovtsog	226	Tuv	Bayan	2008.01.07	2038.01.07
Flyumon	MV-013179	Spar	Tsagaan del	26	Tuv	Bayan	2008.01.24	2038.01.24
Khuusgul	MV-013180	Gold	Khuurai chuluunii dund kheseg	106	Darkhan-Uul	Khongor	2008.01.24	2038.01.24
Lotus-Amgalan	MV-013185	Spar	Chuluut	35	Dornogobi	Urgun	2008.01.24	2038.01.24
Commod	MV-013186	Spar	Erdene	926	Dornogobi	Erdene	2008.01.24	2038.01.24
Khoskhas	MV-013205	Gold	Uguumur khooloi-3	34	Bulgan	Buregkhangai	2004.12.08	2034.12.08
Olongol trade	MV-013218	Barium	Khuremt	31	Khuvsgul	Arbulag	2008.01.30	2038.01.30
Kherlen-Impex	MV-013223	Gold	Umnud altag	32	Dornogobi	Airag	2008.02.01	2038.02.01
Nalaikh-Alkham	MV-013257	Charcoal	Olz-1	15	UB	Nalaikh	2008.02.15	2038.02.15
Erstsair Exploration	MV-013262	wolfram	Undurtsagaan	245	Khentii	Umnudelger	2008.02.15	2038.02.15
Bilegtkhotol	MV-013263	Charcoal	Bileg khutul	14	UB	Nalaikh	2008.02.15	2038.02.15
Bayannurgestei	MV-013276	Tungsten	Khar chuluut	203	Tuv	Bayan-Unjuul	2008.02.19	2038.02.19
Nationchemical	MV-013278	Sulfur	Tsaidam	192	Tuv	Zaamar, Tseel	2008.02.19	2038.02.19
Bilegtbitshee	MV-013282	Barium	Gihsuunii am-3	59	UB	Khan-Uul	2008.02.20	2038.02.20
Gunbileg ord	MV-013297	Gold	Dersuu khudag	489	Uvurkhangai	Nariinteel	2008.02.25	2038.02.25
Rezeboirtungs	MV-013308	Wolfram	Ongon khairkhan-1	293	Tuv	Buren	2008.02.27	2038.02.27
Erdenes MGL	MV-013311	Charcoal	Talbai-1	2,781	Gobisumber	Sumber, Shiveegobi	2008.02.27	2038.02.27
Erdenes MGL	MV-013312	Charcoal	Talbai-2	1,238	Gobisumber	Shiveegobi	2008.02.27	2038.02.27
Erdenes MGL	MV-013313	Charcoal	Talbai-3	270	Gobisumber	Shiveegobi	2008.02.27	2038.02.27
Darkhan metallurgitsal plant	MV-013319	Iron	Tumurtein ord	1,200	Selenge	Khuder	2008.02.28	2038.02.28
Seruun selbe	MV-013322	Barium	Zuun modnii els-1	40	UB	Nalaikh	1999.10.20	2029.10.20
Seruun selbe	MV-013323	Barium	Zuun modnii els-2	14	UB	Nalaikh	1999.10.20	2029.10.20
Barilga-Ord	MV-013331	Gold	Khuitnii gol	53	Darkhan-Uul	Khongor	1995.07.09	2025.07.09
Malyfluorite	MV-013348	Spar	Mali	42	Khentii	Batnorov	2008.03.05	2038.03.05
Iltgold	MV-013357	Gold	Bayangoliin denj-6	65	Tuv	Zaamar	2008.03.10	2038.03.10
Seluukhen	MV-013362	Barium	Gishuunii am	61	UB	Khan-Uul	2008.03.10	2038.03.10
Orloivan	MV-013378	Spar	Bulgan uul	25	Khentii	Kherlen	2008.03.18	2038.03.18
Bilegt zurvas	MV-013403	Iron	Zest	90	Dornogobi	Dalanjargalan	2008.03.21	2038.03.21

Legal entity name	Licence No	Mineral type	Area name	Area size	Province	District	Date issued	Expiration date
Bayan airag Exploration	MV-013409	Gold	Bayan airag	6,100	Zavkhan	Durvuljin	2008.03.24	2038.03.24
Principal investment	MV-013412	Lead	Avdarant uul	422	Tuv	Erdene	2008.03.24	2038.03.24
EBG	MV-013414	Spar	Idermeg	48	Khentii	Batnorov	2008.03.24	2038.03.24
Datsan Trade	MV-013421	Gold	Ulaan am-1	25	Uvs	Tarialan	2008.03.25	2038.03.25
Monrustsevetmet	MV-013440	Spar	8-r khudriin bus	35	Dornogobi	Urgun	2008.03.28	2038.03.28
Everlast	MV-013454	Barium	Tatam-2	99	UB	Khan-Uul	2008.04.01	2038.04.01
Gantig-Uul	MV-013455	Barium	Elt khairga	43	UB	Khan-Uul	2008.04.01	2038.04.01
Khuren belchir	MV-013456	Spar	Tsagaan elgen	38	Dornogobi	Ikh khet	2008.04.01	2038.04.01
Nutgiin anar	MV-013470	Wolfram	Baruun tsogt	83	Sukhbaatar	Munkhkhaan	2008.04.04	2038.04.04
Togs-Erkhes	MV-013499	Charcoal	Nogoon tolgoi-1	11	UB	Nalaikh	2001.03.12	2037.02.09
Buman-Olz	MV-013500	Charcoal	Khuut	383	Dornod	Matad	2008.04.09	2038.04.09
Rich fluorite	MV-013501	Spar	Bayan ulaan	153	Khentii	Darkhan	2008.04.09	2038.04.09
Rich fluorite	MV-013502	Spar	Tsagaan undur	263	Khentii	Darkhan	2008.04.09	2038.04.09
Bayalagbuild invest	MV-013506	Barium	Gishuunii am	208	Tuv, UB	Altanbulag, Khan-Uul	2008.04.09	2038.04.09
Anoma	MV-013507	Lead	Bayan tal	1,228	Tuv, UB	Erdene, Nalaikh	2008.04.09	2038.04.09
Altain khuder	MV-013527	Iron	Tayan nuur	45	Gobi-Altai	Tseel	2008.04.11	2038.04.11
Togrog nuuriin energy	MV-013533	Charcoal	Takhilt	143	Tuv	Bayan	2008.04.11	2038.04.11
Malyfluorite	MV-013539	Spar	Maali	50	Khentii	Batnorov	2008.04.11	2038.04.11
Tovshin	MV-013542	Spar	Tsagaan elgen	25	Dornogobi	Ikh khet	2006.09.29	2036.09.29
Oyurok	MV-013549	Barium	Gishuunii am	352	UB	Khan-Uul	2008.04.15	2038.04.15
MCCM	MV-013550	Barium	Arvijikh	195	Dundgobi	Delgerkhantai	2008.04.15	2038.04.15
Togrog nuuriin energy	MV-013553	Charcoal	Takhiltiin nuursnii ord	563	Tuv	Bayan	2008.04.15	2038.04.15
Khunboo	MV-013555	Polymetal	Mukhar-1	25	Dornod	Dashbalbar	2005.07.01	2035.07.01
Ilchit metal	MV-013564	Barium	Tatam-4	29	UB	Khan-Uul	2007.11.07	2037.11.07
Sanaajiguur	MV-013579	Gold	Niilekh	26	Selenge	Eruu	2008.04.21	2038.04.21
Itgeltushig	MV-013606	Barium	Bukhug-1	9	Tuv	Altanbulag	2008.04.23	2038.04.23
Baganuur	MV-013630	Charcoal	Nariinii tal	12	UB	Baganuur	2008.05.01	2038.05.01
Baganuur	MV-013631	Charcoal	Nariinii tal	2,141	Tuv, UB	Bayandelger, Baganuur	2008.05.01	2038.05.01
City suljee	MV-013635	Spar	Delger-3	36	Khentii	Batnorov	2008.05.01	2038.05.01
MAK Cement	MV-013653	Barium	Bargilt tolgoi	23	Dundgobi	Bayanjargalan	2008.05.08	2038.05.08
Tsevdeg	MV-013676	Gold	Salkhit	78	Tuv	Sergelen	2008.05.13	2038.05.13
Noyongari	MV-013678	Gold	Ymaat khudag	351	Tuv	Bayan	2008.05.13	2038.05.13
Senjsant	MV-013681	Barium	Senjit khudag	484	Dornogobi	Urgun	2008.05.13	2038.05.13
Sigma-Ingineer	MV-013683	Barium	Khuurai sairiin am	39	UB	Khan-Uul	2008.05.13	2038.05.13
Berkhtolgoi	MV-013730	Barium	Tatam-1	24	Tuv, UB	Altanbulag, Khan-Uul	2007.11.07	2037.11.07
Teeliin shonxor	MV-013759	Gypsum	Gurvan tolgoi	100	Dundgobi	Delgerkhantai	2008.05.28	2038.05.28
ALGT	MV-013766	Iron	Kharganat	112	Uvs	Naranbulag	2008.06.02	2038.06.02
Altan-Aurag Construction	MV-013784	Barium	Gihsuunii am	51	UB	Khan-Uul	2008.06.04	2038.06.04
Mongolian iron group	MV-013785	Gold	Khudgiin am	423	Khentii	Murun	2008.06.05	2038.06.05
Altandornod Mongol	MV-013786	Gold	Suug	9	Bulgan	Buregkhantai	2008.06.09	2038.06.09
Altandornod Mongol	MV-013787	Gold	Tuuliin zuun denj	48	Bulgan	Buregkhantai	2008.06.09	2038.06.09
Olongol trade	MV-013813	Barium	Ulaan khujirt	77	Khuvsgul	Tunel	2008.06.17	2038.06.17
Darkhan metallurgitsal plant	MV-013851	Iron	Lhust-Uul	39	Selenge	Eruu	2008.06.27	2038.06.27
Erdeneresource Mongolia	MV-013852	Barium	Zuun khoooloi	335	Umnugobi	Gurvantes	2008.07.04	2038.07.04
Monkvarts	MV-013858	Barium	Tsakhirt	140	Selenge	Saikhhan	2004.07.02	2034.07.02
Monkvarts	MV-013859	Crystal	Dersen us	68	Dornogobi	Saikhandulaan	2005.11.17	2035.11.17
Monkvarts	MV-013860	Crystal	Zalaa tsagaan	68	Dornogobi	Saikhandulaan	2005.11.17	2035.11.17
Monstroy	MV-013868	Barium	Kharzatiin khotgor	53	UB	Khan-Uul	2008.07.09	2038.07.09
Battur genel	MV-013869	Barium	Bog uul	163	UB	Khan-Uul	2008.07.09	2038.07.09

Legal entity name	Licence No	Mineral type	Area name	Area size	Province	District	Date issued	Expiration date
Monlaa	MV-013875	Iron	Elstei	276	Dornogobi	Khatanbulag	2008.07.10	2038.07.10
Minjit bulgan gol	MV-013882	Barium	Zuun mod	33	UB	Nalaikh	2008.07.17	2038.07.17
Burkit corporation	MV-013904	Gold	Khuurai Salaa	334	Bayan-Ulgii	Bulgan	2008.07.21	2038.07.21
Azargiin gol chonot	MV-013927	Gold	Tsagaan jalga	408	Bulgan	Teshig	2008.07.25	2038.07.25
Altankhuntsir	MV-013948	Barium	Shokhoit	99	Dornogobi	Dalanjargalan	2008.07.31	2038.07.31
Bayalagbuild invest	MV-013972	Barium	Zuun mod-1	34	UB	Nalaikh	2008.08.04	2038.08.04
Monsas-Interneshnl	MV-013973	Gold	Jalga-1	86	Dornod	Bayandun	2008.08.05	2038.08.05
Etsileshiya	MV-014111	Spar	Jonsh tolgoi	38	Dornogobi	Airag	2008.09.05	2038.09.05
Chin	MV-014112	Barium	Khuren tolgoi	278	Tuv	Bayan	2008.09.08	2038.09.08
Arvinkhad	MV-014125	Gypsum	Unegt	74	Dornogobi	Ulaanbadrakh	2002.09.02	2032.09.02
Erdenedorno	MV-014147	Gold	Baruun urtiin baruun deed kheseg	229	Tuv	Sergelen	2008.09.11	2038.09.11
Tovshin	MV-014170	Spar	Tsagaan elgen	25	Dornogobi	Ikh khet	2006.09.29	2036.09.29
Dreamland	MV-014196	Wolfram	Buraat	354	Bayan-Ulgii	Deluun	2008.09.23	2038.09.23
Enguitai	MV-014209	Charcoal	Tal bulag	692	Sukhbaatar	Sukhbaatar	2008.09.26	2038.09.26
Gobi coal and Energy	MV-014217	Charcoal	Shar khuuloi	202	Gobi-Altai	Chandmani	2006.08.29	2036.08.29
Zasag sumner	MV-014218	Spar	Als-1	59	Khentii	Darkhan	2008.09.29	2038.09.29
Ilchitmetal	MV-014228	Charcoal	Ereenii ikher uul	66	Bulgan	Saikhan	2008.09.30	2038.09.30
Darkhanbor khujir	MV-014272	Spar	Bor khujirt	164	Khentii	Darkhan	2008.10.08	2038.10.08
Obor harzat	MV-014302	Barium	Kharzatiin khotgor	189	UB	Khan-Uul	2008.10.16	2038.10.16
OENDCH	MV-014310	Barium	Shar khuviin khooloi	36	UB	Songinokhairkhan	2008.10.17	2038.10.17
Buural stone	MV-014312	Spar	Bumbat-1	62	Dundgobi	Gobi-Ugtaal	2008.10.17	2038.10.17
GTT	MV-014377	Barium	Gishuunii am-2	26	UB	Khan-Uul	2008.04.15	2038.04.15
Bogda-holding	MV-014382	Barium	Elst-Khairkhan	32	UB	Khan-Uul	2008.11.05	2038.11.05
Avzaganalaikh	MV-014416	Charcoal	Avzaga khairkhan	7	UB	Nalaikh	2007.10.02	2037.10.02
Khotgor	MV-014442	Charcoal	Khotgor urgutgul	51	Uvs	Bukhmurun	2008.11.24	2038.11.24
MBRICK	MV-014483	Barium	Nalaikh	34	UB	Nalaikh	2008.12.01	2038.12.01
Friendship resources	MV-014492	Charcoal	Dalan	272	Dornogobi	Dalanjargalan	2008.12.01	2038.12.01
Khangad Exploration LLC	MV-014493	Charcoal	Baruun naran	4,482	Umnugobi	KhanKhongor	2008.12.01	2038.12.01
Munkhbolor khvree	MV-014519	Spar	Tsagaan del	74	Dornogobi	Airag	2008.12.04	2038.12.04
F J P M	MV-014532	Spar	Shar khad	160	Sukhbaatar	Tumentsogt	2008.12.08	2038.12.08
AltaiConstruction	MV-014548	Gold	Buduunii gol	637	Selenge	Khuder	2008.12.08	2038.12.08
Taliin gal	MV-014563	Charcoal	Tal bulag	35	Sukhbaatar	Sukhbaatar	2000.01.20	2030.01.20
Tsagaan Gobi	MV-014631	Barium	Khuts-Tolgoi	43	Dornogobi	Urgun	2009.01.14	2039.01.14
Redhill mongolia	MV-014657	Charcoal	Ulaan ovoo	355	Selenge	Tushig	2009.04.24	2039.04.24
Yalguusan	MV-014668	Barium	Gishuunii am-2	27	UB	Khan-Uul	2008.04.15	2038.04.15
Altankhondii	MV-014686		Khuurai	47	Darkhan-Uul	Khongor	2002.10.01	2037.01.23
Tod-Undraga	MV-014707	Gold	Bayangoliin denj	238	Tuv	Zaamar	2009.02.02	2039.02.02
Dunili	MV-014715	Charcoal	Khuut	17	Dundgobi	Bayanjargalan	2006.02.02	2036.02.02
AltaiConstruction	MV-014759	Gold	Zuun mukhar	107	Bayankhongor	Gurvanbulag	2009.02.24	2039.02.24
AltaiConstruction	MV-014760	Gold	Mukhariin am	57	Bayankhongor	Gurvanbulag	2009.02.24	2039.02.24
Etrans	MV-014799	Barium	Tevesh nuur	705	Tuv	Bayantsagaan	2009.03.20	2039.03.20
Khangikhuder	MV-014828	Iron	Agar-uul	365	Dornogobi	Khatanbulag	2009.04.01	2039.04.01
Aurum-Aurug	MV-014840	Charcoal	Gashuun ovoo	37,355	Umnugobi	Tsogttsetsii	2006.08.21	2036.08.21
Zulmonkhbadmaarag	MV-014849	Gold	Khadagtai	36	Khentii	Tsenkhermandal	2007.05.23	2037.05.23
Bushuo-Uul	MV-014862	Spar	Emenii khuren chudur	80	Dornogobi	Airag	2009.04.21	2039.04.21
Buuralyn ar bulag	MV-014866	Barium	Bukhug khundii-1	18	Tuv	Altanbulag	2009.04.22	2039.04.22
Mongol Alt MAK	MV-014892	Charcoal	Aduunchuluun	1,082	Dornod	Bayantumen	2009.05.05	2039.05.05
Ekhdelger murun	MV-014905	Barium	Kharz	28	UB	Khan-Uul	2009.05.15	2039.05.15

Legal entity name	Licence No	Mineral type	Area name	Area size	Province	District	Date issued	Expiration date
Altanbarga	MV-014906	Spar	Tsagaan Ovoo	27	Dornogobi	Airag	2009.05.15	2039.05.15
Shijirkhairga	MV-014910	Barium	Dund bukbug	36	Tuv	Altanbulag	2009.05.18	2039.05.18
Bilegtkhairkhan uul	MV-014911	Charcoal	Unst khudag	1,638	Dundgobi	Gurvansaikhhan, Ulzii	2009.05.18	2039.05.18
Agm mining	MV-014917	Gold	Toromkhon	6,470	Umnugobi	Gurvantes	2009.05.22	2039.05.22
Sutaitsend	MV-014920	Gold	Tosongiin gol	36	Tuv	Zaamar	2009.05.27	2039.05.27
Land Mongolia	MV-014929	Gold	Bukht uul	39	Sukhbaatar	Sukhbaatar	2009.06.11	2039.06.11
Remyet	MV-014937	Iron	Bayan tumurtei	506	Umnugobi	Mandal-Ovoo	2008.01.04	2038.01.04
NSR	MV-014946	Barium	Elst khairga	27	UB	Khan-Uul	2009.06.23	2039.06.23
Silikat	MV-014949	Barium	Tsogt	25	Darkhan-Uul	Khongor	2009.06.23	2039.06.23
Orchlon airon	MV-014981	Spar	Yashil	41	Dornogobi	Airag	2004.06.11	2034.06.11
Khuldiin nuurs	MV-014987	Charcoal	Javkhilant	1,424	Tuv	Jargalant	2009.07.08	2039.07.08
Orgilshugam	MV-014988	Lead	Bayan tal	51	UB	Nalaikh	2008.04.09	2038.04.09
Monresourtse	MV-014992	Copper	Khandgait	1,789	Bulgan, Selenge	Selenge, Tushig	2009.07.09	2039.07.09
Khuld chemicals	MV-015023	Ice saline	Baruun bayan	991	Dornod	Sergelen	2009.07.23	2039.07.23
Zubgol	MV-015025	Gold	Tsagaan zur	96	Selenge	Khuder	2009.07.24	2039.07.24
Batbekh paint	MV-015027	Barium	Bukhug khundii	27	Tuv	Altanbulag	2009.07.24	2039.07.24
Dun-Yuani	MV-015032	Zinc	Khar tolgoi	542	Umnugobi	Nomgon	2009.07.28	2039.07.28
Dun-Yuani	MV-015033	Zinc	Khar tolgoi-1	425	Umnugobi	Nomgon	2009.07.28	2039.07.28
Tengeriin khurd	MV-015037	Barium	Ikhn naran gol	114	UB	Songinokhairkhan	2009.07.29	2039.07.29
Ulaantsakhar	MV-015038	Barium	Bilguutiin zuun khoid kheseg	1,241	Dornogobi	Dalanjargalan	2009.07.30	2039.07.30
Mizu	MV-015040	Barium	Khadan Us	1,508	Dornogobi	Airag	2009.08.03	2039.08.03
Goldland	MV-015041	Charcoal	Tsagaan tolgoi	10,541	Umnugobi	Bayan-Ovoo, Nomgon	2009.08.03	2039.08.03
Jo international	MV-015042	Barium	Zuun ereg	48	Tuv	Altanbulag	2009.08.03	2039.08.03
GKMK	MV-015066	Gold	Khadattogoi	174	Tuv	Zaamar	2009.08.13	2039.08.13
Dunshinkhenie	MV-015077	Spar	Khutul ulaan	355	Dornogobi	Dalanjargalan	2009.08.20	2039.08.20
Tengri Petro Chemicals	MV-015090	Charcoal	Tsaidam-1	228	Tuv	Bayan	2009.08.31	2039.08.31
Monrotsk	MV-015091	Gold	Dood zoluu khar	99	Darkhan-Uul	Khongor	2009.08.31	2039.08.31
Amirlangui-Ujin	MV-015100	Lead	Narsiin-Khundlun	405	Dornod	Bayan-Uul	2009.09.03	2039.09.03
Bujgar-Ord	MV-015119	Spar	Nergui tolgoi	379	Dornogobi	Airag	2009.09.09	2039.09.09
Minyu shishi	MV-015122	Charcoal	Alag undur	97	Dornogobi	Saikhandulaan	2009.09.09	2039.09.09
Neicho	MV-015124	Charcoal	Tugrugiin nuursnii ord	524	Gobisumber, Tuv	Bayantal, Bayan	2009.09.10	2039.09.10
JBM	MV-015151	Iron, zinc	Erdene-Undur	79	Sukhbaatar	Tuvshinshree	2009.09.23	2039.09.23
Focusmetal mining	MV-015152	Iron	Zakhtsag uul	31	Bulgan	Buregkhangai	2009.09.23	2039.09.23
Lovonko	MV-015161	Charcoal	Baruun dalan-1	398	Dornogobi	Dalanjargalan	2009.09.24	2039.09.24
Garrison-Asia LLC	MV-015169	Gold	Ulzii-2	470	Sukhbaatar	Tuvshinshree	2009.09.30	2039.09.30
Shinesansar	MV-015170	Gold	Ikher khudag	1,685	Bayankhongor	Bumbugur	2009.09.30	2039.09.30
Iveel-Olzii	MV-015219	Agalmatolite	Ygaan khudgiin am	279	Umnugobi	Gurvantes	2009.10.26	2039.10.26
Gun-Ord	MV-015222	Spar	Baruun burkhant	156	Dornogobi	Dalanjargalan	2009.10.27	2039.10.27
Entrée	MV-015225	Gold, copper	Javkhilant	20,327	Umnugobi	Bayan-Ovoo, Khanbogd	2009.10.27	2039.10.27
Entrée	MV-015226	Gold, copper	Shivee tolgoi	54,653	Umnugobi	Bayan-Ovoo, Khanbogd	2009.10.27	2039.10.27
New flouriest	MV-015234	Spar	Tsagaan del	54	Dundgobi	Gurvansaikhhan	2009.11.02	2039.11.02
Khukh suld group	MV-015243	Barium	Nalaikh-2	24	UB	Nalaikh	2009.11.06	2039.11.06
Munkh argal uul	MV-015244	Gold	Khadat	178	Tuv	Bayankhangai, Ugtaaltsaidam	2009.11.06	2039.11.06
Cement shokhoi	MV-015249	Barium	Khutul-2	61	Selenge	Orkhon	2009.11.09	2039.11.09
Olon-Ovoot gold	MV-015273	Gold	Olon ovoot	85	Umnugobi	Mandal-Ovoo	1997.10.01	2027.10.01
Olon-Ovoot gold	MV-015274	Gold	Ovoot-1	940	Umnugobi	Mandal-Ovoo	2006.01.24	2036.01.24
Olon-Ovoot gold	MV-015275	Gold	Goyot ulaan	257	Umnugobi	Mandal-Ovoo	2008.05.07	2038.05.07
Olon-Ovoot gold	MV-015282	Gold	Murgutsug uul	484	Umnugobi	Mandal-Ovoo	2009.07.20	2039.07.20

Legal entity name	Licence No	Mineral type	Area name	Area size	Province	District	Date issued	Expiration date
Olon-Ovoot gold	MV-015283	Gold	Boroodon	203	Umnugobi	Mandal-Ovoo	2009.07.20	2039.07.20
Boroo gold	MV-015285	Gold	Unjin uul	2,788	Selenge, Tuv	Mandal, Bornuur	2009.11.20	2039.11.20
Ikhshijir erdene	MV-015287	Barium	Nergui	351	Dundgobi	Delgerkhagai	2009.11.24	2039.11.24
Bayjmal-Alt	MV-015288	Gold	Burkhantiin bulag	282	Bayankhongor	Bayan-Ovoo	2009.11.23	2039.11.23
MOENCO	MV-015289	Charcoal	Khushuut	39	Khovd	Darvi	2009.11.23	2039.11.23
Geogold	MV-015299	Gold	Khar uul	178	Uvurkhagai	Uyanga	2008.12.01	2039.12.01
MV-015310	MV-015310	Barium Molybdenum, copper	Bayan uul	31	Tuv, UB	Sergelen, Nalaikh	2009.11.30	2039.11.30
B H M	MV-015331	Iron	Avdartolgoi	557	Dornod	Chuluunkhoroot	2009.12.04	2039.12.04
Goldenpogada	MV-015333	Iron	Oyut ovoo	1,201	Dundgobi	Erdenedalai	2009.12.04	2039.12.04
Reo	MV-015334	Rare earth metal	Shar khuree	2,323	Dornogobi	Khatanbulag	2009.12.04	2039.12.04
MAK Cement	MV-015353	Barium	Zuun kheseg	59	Dundgobi	Delgerkhagai	2009.12.10	2039.12.10
Soronzontolgoi	MV-015362	Iron	Soronzon tolgoi	25	Sukhbaatar	Munkhkhaan	2009.12.15	2039.12.15
Altain huder	MV-015377	Iron	Tayan nuur-1	124	Gobi-Altai	Tseel	2009.12.28	2039.12.28
EAM khokh Adar	MV-015378	Copper	Khukh adar-1	874	Bayan-Ulgii	Tolbo	2009.12.28	2039.12.28
Khunnu Gobi altai	MV-015403	Charcoal	Khujirtiin ulaan ar	82	Gobi-Altai	Tugrug	2010.01.11	2040.01.11
Khentii aimag dakhi Shuukhiin Shiidver Bielulekh Alba	MV-015406	Barium	Sonduult	21	Khentii	Bayankhutag	2010.01.11	2040.01.11
Togrog nuuriin energy	MV-015429	Charcoal	Takhilt	396	Tuv	Bayan	2010.01.22	2040.01.22
SJ mining erdes	MV-015436	Gold	Tsagaan chuluut-1	457	Dornod	Bayandun	2010.01.25	2040.01.25
Dadizi uian	MV-015449	Gold	Khar yamaat	119	Darkhan-Uul	Khongor, Shariingol	2010.02.02	2040.02.02
khentii aimag dakhi Shuukhiin Shiidver Bielulekh Alba	MV-015450	Barium	Sonduult	38	Khentii	Bayankhutag	2010.02.02	2040.02.01
Tuvshintur trade	MV-015458	Gold	Buurliin khundiin deed	156	Tuv	Sergelen	1997.06.12	2037.01.23
Sharnarst	MV-015465	Gold	Khandgait	563	Bulgan, Selenge	Selenge, Tushig	2010.02.08	2040.02.08
UBTTT	MV-015476	Gold, cadmium	Dalangiin uul orchim	165	Bayankhongor	Bumbugur	2010.02.11	2040.02.11
Red voltsan	MV-015478	Gold	Ar naimganii deed kheseg	71	Tuv	Zaamar	2005.10.07	2035.10.07
Red volcan	MV-015479	Gold	Ar naimganii dood kheseg	164	Tuv	Zaamar	2005.10.07	2035.10.07
Red voltsan	MV-015480	Gold Barium, fluorite, yttrium	Ar naimganii khundiin deed kheseg	15	Tuv	Zaamar	1996.06.24	2026.06.24
Uugan-Ilich	MV-015522	Barium	Surt	76	Dornogobi	Airag	2010.03.11	2040.03.11
Marikomankhan	MV-015523	Barium	Bog uul	30	UB	Khan-Uul	2008.07.09	2038.07.09
Uul uurkhain avrakh angi	MV-015531	Charcoal	Nalaikh	2	UB	Nalaikh	1997.12.30	2027.12.30
Bayan-Uudam tal	MV-015535	Spar	Ganzagat	42	Dornod	Bulgan	2010.03.25	2040.03.25
Khuslemj	MV-015552	Gold	Tuuliin zuun denj	17	Bulgan	Buregkhagai	2010.04.07	2040.04.07
MONTSEO	MV-015565	Zeolite	Tsagaan tsaviin khudag	115	Dornogobi	Sainshand	2005.10.06	2035.10.06
Sheng Chang	MV-015571	Gold	Burkhant tolgoi	44	Darkhan-Uul	Khongor	2010.04.12	2040.04.12
MAK Cement	MV-015572	Barium	Zamiin khukh tolgoi	612	Dornogobi	Dalanjargalan	2010.04.12	2040.04.12
Mongol Alt MAK	MV-015573	Barium	Denjiin els-1	34	UB	Nalaikh	2010.04.12	2040.04.12
Netent	MV-015576	Barium	Tsagaan khushuu adag	32	Uvs	Davst, Tarialan	2010.04.16	2040.04.16
Tumen-Iveel	MV-015580	Wolfram	Buyant	489	Khentii	Galshar	2010.04.19	2040.04.19
Togrogtal	MV-015581	Charcoal	Tugrug nuur	628	Tuv	Bayan, Bayanjargalan	2010.04.20	2040.04.20
Altan erdene gazar	MV-015582	Charcoal	Baga arslant	1,459	Umnugobi	Khurmen	2010.04.30	2040.04.30
Gerelt Shinechiel	MV-015584	Barium	Gishunii am	42	UB	Khan-Uul	2010.05.12	2040.05.12
Sharmongol	MV-015585	Barium	Ikh am	39	UB	Nalaikh	2010.05.28	2040.05.28
Jotoin bajuuna	MV-015586	Gold	Tuul gol	136	Tuv	Zaamar	2010.05.28	2040.05.28
Arvijikhmandal	MV-015590	Wolfram	Yudeg	673	Khentii	Tsenkhermandal	2010.06.08	2040.06.08

Legal entity name	Licence No	Mineral type	Area name	Area size	Province	District	Date issued	Expiration date
Edinburg	MV-015593	Barium	Elstein zuunmod	23	UB	Nalaikh	2010.06.21	2040.06.21
Zasag chandmani mines	MV-015594	Iron	Chandmani	571	Dornogobi	Delgerekh	2010.06.21	2040.06.21
Ikht-Ursgal	MV-015595	Charcoal	Undrakh tolgoi	29	UB	Nalaikh	2010.06.21	2040.06.21
Datsan Trade	MV-015596	Gold	Salkhit	105	Khentii	Norovlin	2010.06.21	2040.06.21
Datsan Trade	MV-015597	Gold	Bayan-Uul-3	185	Khentii	Norovlin	2010.06.21	2040.06.21
Khotu	MV-015598	Gold	Rashaant	176	Dornod	Bayandun	2010.06.21	2040.06.21
Datsan Trade	MV-015599	Gold	Bayan uul	254	Khentii	Norovlin	2010.06.21	2040.06.21
Monlaikhad	MV-015600	Charcoal	Tsarkhai	436	Umnugobi	Khurmen	2010.06.21	2040.06.21
Tsaril Khad	MV-015601	Barium	Nalgar	132	Tuv	Altanbulag	2010.06.18	2040.06.18
Palamino mining	MV-015603	Charcoal	Togoot	14,031	Umnugobi	Bayan-Ovoo	2010.06.24	2041.06.24
Jargalantrashaant	MV-015604	Clay	Myangad	62	Khovd	Myngad	2010.06.24	2040.06.24
Uyshengming	MV-015605	Black lead	Dulaan khar uul	449	Bayan-Ulgii	Nogoonnuur	2006.01.05	2036.01.05
Gatsuurt	MV-015608	Barium	Gishuunii am-2	206	UB	Khan-Uul	2010.06.25	2040.06.25
Centerra Gold Mongolia	MV-015609	Barium	Darkhan-2	428	Darkhan-Uul	Khongor	2010.06.29	2040.06.29
ML Tsahiurt Ovoo	MV-015610	Iron	Tsakhiiurt ovoo	158	Sukhbaatar	UulBayan	2010.06.29	2040.06.29
PARAN	MV-015616	Charcoal	Bayan-Us	1,684	Dornod	Matad	2010.06.30	2040.06.30
Zuunmod uul	MV-015617	Gold	Ereen gol	664	Selenge	Mandal	2010.07.01	2040.07.01
Zuunmod uul	MV-015618	Gold	Zuun modnii gol-1	1,058	Selenge, Tuv	Mandal, Bornuur	2010.07.01	2040.07.01
Zuunmod uul	MV-015619	Gold	Zuun modnii gol	1,184	Selenge, Tuv	Mandal, Bornuur	2010.07.01	2040.07.01
BJMB	MV-015620	Gold	Tsagaan chuluut	200	Dornod	Bayandun	2010.07.14	2040.07.14
Khotgor minerals	MV-015631	Polymetal	Khotgor	2,037	Umnugobi	KhanKhongor, Tsogt-Ovoo	2010.07.23	2040.07.23
Goepro mongol	MV-015632	Gold	Khargait	70	Uvs	Sagil	2010.08.05	2040.08.05
Shargalbor	MV-015633	Tungsten	Ulziit	164	Uvurkhangai	khairkhandulaan	2010.07.23	2040.07.23
BHM	MV-015635	Copper	Nomt	1,859	Dornod	Dashbalbar	2010.08.11	2040.08.11
Martsopolo	MV-015636	Gold	Bulag	291	Gobi-Altai	Biger	2010.08.13	2040.08.13
Olondavna	MV-015640	Barium	Ergen	99	Sukhbaatar	Sukhbaatar	2010.08.19	2040.08.19
Toosgon-Uul	MV-015642	Barium	Kheer morit	123	Uvs	Turgen	2010.08.23	2040.08.23
Reo	MV-015643	Gold	Khuushiin am	107	Bayankhongor	Galuut	2010.08.27	2040.08.27
NABD	MV-015645	Gold	Taivan-1	35	Selenge	Khuder	2010.08.25	2040.08.25
Moruchi	MV-015646	Gold	Shaizgaitiin gol	57	Darkhan-Uul	Khongor	2010.07.15	2040.07.15
Orchlon Construction	MV-015649	Barium	Denjiin els	34	UB	Nalaikh	2010.09.07	2040.09.07
Tegshplant	MV-015650	Barium	Tashgai uul orchim	50	Tuv	Altanbulag	2010.09.08	2040.09.08
Mongol alt Mak	MV-015651	Gold	Mandaliin goliin adag	1,131	Bayankhongor	Jargalant	2010.09.08	2040.09.08
Uiz gol	MV-016653	Gold	Balgan Uul	658	Bayankhongor	Galuut	2010.09.09	2040.09.09
Monrustsevetmet	MV-016657	Iron	Bargilt	133	Khentii	Darkhan	2010.09.16	2040.09.16
Bolorshur	MV-016658	Gold	Khujiirt	345	Dornod	Bayan-Uul	2010.09.16	2040.09.16
Zest-Ondor	MV-016660	Iron	Shirenovoo	584	Dornod	Khalkhol	2010.09.21	2040.09.21
DHPN	MV-016662	Barium	Zuun turuunii adag	28	UB	Songinokhairkhan	2010.09.22	2040.09.22
Eleet	MV-016664	Gold	Sel	135	Selenge	Mandal	2010.09.27	2040.09.27
Tumen And	MV-016668	Gypsum	Shiree uul-1	451	Dundgobi	Delgerkhangai	2010.09.28	2040.09.28
Tumen And	MV-016669	Gypsum	Shiree uul-2	154	Dundgobi	Delgerkhangai	2010.09.28	2040.09.28
Badmaarag khash	MV-016679	Charcoal	Sain khuuvur	756	Sukhbaatar	Erdenetsagaan	2010.10.08	2040.10.08
Tukhum davs	MV-016682	Salt and ice saline	Tukhum	217	Tuv	Buren	2010.10.16	2040.10.16
Must olon bulag	MV-016683	Iron	Tsagaankhairkhan-2	117	Uvs	tsagaankhairkhan	2010.10.16	2040.10.16
Khuld Cement	MV-016684	Gypsum	Taragt	331	Dundgobi	Delgerkhangai	2010.10.16	2040.10.16
Khuld Cement	MV-016685	Gypsum	Taragt	95	Dundgobi	Delgerkhangai	2010.10.16	2040.10.16
Shirizstone	MV-016686	Charcoal	Erdenetsogt	7,912	Dornogobi	Altanshiree	2010.10.16	2040.10.16
Rich fluorite	MV-016687	Spar	Tsagaan undur	237	Khentii	Darkhan	2010.10.14	2040.10.14
Khunt-Uguuj	MV-016689	Spar	Buduun ukhaa	338	Sukhbaatar	Munkhkhagan	2010.10.22	2040.10.22

Legal entity name	Licence No	Mineral type	Area name	Area size	Province	District	Date issued	Expiration date
UVS KHUDER	MV-016690	Iron	Turgenii gol	38	Uvs	tsagaankhairkhan	2010.10.22	2040.10.22
AUM	MV-016700	Gold	Uvur buregtei	148	Uvurkhangai	Uyanga	1995.06.09	2025.06.09
Khuldyn nuurs	MV-016703	Charcoal	Javkhilant	141	Tuv	Jargalant	2010.11.08	2040.11.08
Suvdanboroo	MV-016704	Barium	Tsaidam uul	503	Darkhan-Uul	Khongor	2010.11.10	2040.11.10
Undrakh dul	MV-016707	Charcoal	Nalaikh-1	108	UB	Nalaikh	2010.11.11	2040.11.11
Unur jonsh	MV-016708	Spar	Tsagaan elgen	30	Dornogobi	Ikhe khet	2010.11.11	2040.11.11
Arvin jonsh	MV-016709	Spar	Murgutsug-2	32	Dornod	Choibalsan	2010.11.11	2040.11.11
Ikhe alt-Zaamar	MV-016710	Gold	Urd delen	3	Tuv	Zaamar	2005.10.07	2035.10.07
Bud-Undram	MV-016711	Gold	Ultiin bulag	98	Uvurkhangai	Uyanga	1995.06.09	2025.06.09
Dun-Erdene	MV-016715	Gold	Bayangol, Zuun jalga-1	53	Dornod	Bayandun	2004.07.02	2034.07.02
SBF	MV-016718	Gold	Urd delengiin denj	76	Tuv	Zaamar	1995.12.18	2025.12.18
Chandmani-Erkhuud	MV-016719	Barium	Bus tolgoi-1	25	UB	Nalaikh	2009.06.29	2039.06.29
Khuld chemicals	MV-016722	Salt and ice saline	Tukhum	552	Tuv	Buren	2010.10.16	2040.10.16
Gazar-Ord	MV-016723	Barium	Zuun turuunii am	69	UB	Songinokhairkhan	2003.08.29	2037.02.13
TEDEO	MV-016733	Clay	Chemistry-2	25	UB	Bagakhangai	2010.12.07	2040.12.07
MAK Cement	MV-016734	Perlite	Durvuljin	77	Dornogobi	Airag	2010.12.08	2040.12.08
MAK Cement	MV-016735	Barium	Manj tolgoi	88	Dornogobi	Dalanjargalan	2010.12.08	2040.12.08
Khotu	MV-016752	Gold	Baysgalantiin denj	53	Tuv	Zaamar	2010.12.27	2040.12.27
Gunjiin davaa	MV-016754	Barium	Shavart'	31	Arkhangai	Bulgan, ErdeneBulgan	2011.01.05	2041.01.05
Burkhandel alt	MV-016759	Gold	Khorimt	451	Umnugobi	Mandal-Ovoo	2011.01.11	2041.01.11
Tsantyn jim	MV-016760	Gold	Laakhiin khundii	127	Tuv	Bayan	2011.01.14	2041.01.14
Chandgana coal	MV-016767	Charcoal	Tsaidam nuur	300	Khentii	Murun	2011.01.27	2041.01.27
CMKI	MV-016772	Spar	Khudriinbiyt-16-1	31	Khentii	Darkhan	2011.01.31	2041.01.31
Ikher gurvan tsokhio	MV-016775	Barium	Sairt	99	UB	Khan-Uul	2011.02.08	2041.02.08
Obor harzat	MV-016783	Barium	Kharzatiin khotgor	90	UB	Khan-Uul	2011.02.21	2041.02.21
Khaani Khargui	MV-016789	Gold	Khuurai-1	32	Darkhan-Uul	Khongor	2009.05.18	2039.05.18
Khiang Gang Yun Tong	MV-016790	Iron	Kharaat	118	Dundgobi	Bayanjargalan	2011.03.14	2041.03.14
Altantakhi	MV-016791	Gold	Bor-Ovoo	1,452	Dundgobi	Saikhan-Ovoo	2011.03.16	2041.03.16
Delta gold	MV-016792	Gold	Bor-Undur-Uvur khooloi	741	Dornod	Dashbalbar	2011.03.16	2041.03.16
Yalguusan	MV-016793	Barium	Ulaan chuluut	68	UB	Songinokhairkhan	2011.03.16	2041.03.16
Umaridin gan	MV-016794	Barium	Ukhaa-1	32	UB	Nalaikh	2011.03.15	2041.03.15
Khovd Cement	MV-016795	Barium	Shokhoit	40	Khovd	Buyant	2011.03.15	2041.03.15
Shinelongda	MV-016806	Charcoal	Tsagaan tolgoi	1,498	Umnugobi	Manlai	2011.04.07	2041.04.07
JBCB	MV-016809	Barium	Bukhug khundii	31	Tuv	Altanbulag	2009.07.24	2039.07.24
Sigmabetta	MV-016813	Barium	Altan els-2	116	UB	Khan-Uul	2011.04.11	2041.04.11
Narlag Gobi gem	MV-016816	Gold	Khujirtiin gol	53	Tuv	Buren	2005.05.23	2035.05.02
Narlag Gobi gem	MV-016817	Gold	Khujirtiin gol-1	96	Tuv	Buren	2005.05.23	2035.05.02
Khanshashir	MV-016819	Spar	Dojir	98	Khentii	Bayan-Ovoo	2011.04.28	2041.04.28
Goldenhails	MV-016821	Molybdenum, wolfram	Biluut uul	2,617	Sukhbaatar	Erdenetsagaan	2011.04.28	2041.04.28
Mongoljodoo international	MV-016822	Barium	Bog uul	32	UB	Khan-Uul	2008.07.09	2038.07.09
BayarsConstruction	MV-016825	Barium	Tavantolgoi	77	UB	Khan-Uul	2011.05.02	2041.05.02
Intsobrits	MV-016826	Barium	Zuun kheer-1	38	UB	Nalaikh	2011.05.04	2041.05.04
Guren	MV-016827	Clay	Ukhaa bel-3	49	UB	Nalaikh	2011.05.04	2041.05.04
Ejbalei	MV-016831	Gold, copper	Erdene tolgoi	412	Dornod	Dashbalbar	2011.05.17	2041.05.17
Darkhan-Erdeneburen	MV-016833	Barium	Shiiriin Ihundii adag 4-2r ord	25	Darkhan-Uul	Khongor	2003.04.21	2033.04.21
Chuluut-International	MV-016834	Spar	Jonsh tolgoi	102	Tuv	Bayandelger	2011.05.18	2041.05.18
Eslet	MV-016835	Barium	Morin tolgoi	72	UB	Khan-Uul	2006.11.09	2036.11.09

Legal entity name	Licence No	Mineral type	Area name	Area size	Province	District	Date issued	Expiration date
Anian resources	MV-016836	Molybdenum, copper	Khuviin khar	6,041	Bayankhongor	Shinejinst	2011.05.26	2041.05.26
Precious mountain	MV-016838	Gold	Tsagaan khyar	183	Khentii	Norovlin	2011.05.26	2041.05.26
Batshil	MV-016839	Barium	Bukhug-3	44	UB	Khan-Uul	2011.05.26	2041.05.26
Tusulch	MV-016841	Gold	Tuul goliin baruun denj	58	Bulgan, Tuv	Buregkhagai, Zaamar	2003.10.04	2033.10.04
Shireegiin shugui	MV-016843	Barium	Khukh tolgoi	122	Dornogobi	Dalanjargalan	2011.06.09	2041.06.09
Togoschultem	MV-016844	Lead	Tsogt	177	Tuv	Erdene	2011.06.09	2041.06.09
MONSCORP	MV-016846	Tungsten	Olon turuu	409	Uvurkhangai	Khujirt	2011.06.15	2041.06.15
Reservoir mongolia	MV-016852	Tungsten	Salkhit bor tolgoi	191	Sukhbaatar	Sukhbaatar	2011.06.21	2041.06.21
Mogul-Energy	MV-016854	Charcoal	Tevshiin gobi	1,470	Dundgobi	Saintsagaan	2011.06.24	2041.06.24
Gokbulgan uul	MV-016855	Spar	Bulgan uul	93	Khentii	Kherlen	2011.06.24	2041.06.24
Bayjmal-Alt	MV-016859	Gold	Shand bulag-1	194	Bayankhongor	Bayan-Ovoo	2010.08.17	2040.08.17
Gurvanzam	MV-016861	Charcoal	Banzat khairkhan	2,658	Umnugobi	Noyon	2011.06.28	2041.06.28
Urgakhmorin els	MV-016862	Barium	Morin davaa	32	UB	Khan-Uul	2011.06.28	2041.06.28
COAA	MV-016865	Charcoal	Dornogobi-4	2,799	Dornogobi	Mandakh, Khuvsgul	2011.06.28	2041.06.28
Berkhiin nuramt	MV-016867	Gold	Buduun ukhaa	138	Bulgan	Dashinchilen	2011.07.04	2041.07.04
Onoltmunkh	MV-016868	Gold	Khar uul	101	Uvurkhangai	Uyanga	2011.07.04	2041.07.04
SouthGobi Sands LLC	MV-016869	Charcoal	Uvuljuu uul-1	10,993	Umnugobi	Gurvantes, Noyon	2011.07.04	2041.07.04
TNB	MV-016870	Spar	Maikhant tolgoi	104	Dornogobi	Airag	2006.03.31	2036.03.31
Zanadu coal mongolia	MV-016871	Charcoal	Bayanjargalan raion	8,351	Tuv	Bayanjargalan	2011.07.06	2041.07.06
Monkh noyon suvarga	MV-016872	Charcoal	Tsant uul	69,233	Umnugobi	Bayan-Ovoo	2011.07.06	2041.07.06
BTMG	MV-016876	Barium	Sharga	37	UB	Khan-Uul	2011.07.10	2041.07.10
Ariunkhairkhan	MV-016877	Barium	Mungun-Uul	27	Bulgan	Khishig-Undur	2011.07.10	2041.07.10
Bayantegsh Impex	MV-016879	Spar	Khajuu ulaan	36	Khentii	Darkhan	2011.07.09	2041.07.09
Esto	MV-016880	Barium	Morin tolgoi-1	56	UB	Khan-Uul	2011.07.10	2041.07.10
Erdenes tavan tolgoi	MV-016881	Charcoal	Bor teeg-1	557	Umnugobi	Tsogttsetsii	2006.08.29	2036.08.29
Erdenes tavan tolgoi	MV-016882	Charcoal	Tavan tolgoi-1	2,447	Umnugobi	Tsogttsetsii	2006.08.29	2036.08.29
Erdenestavan tolgoi	MV-016883	Charcoal	Shar teeg	700	Umnugobi	Tsogttsetsii	2006.08.29	2036.08.29
Khan shijir	MV-016889	Gold	Buutsat uul	663	Bayankhongor	Bayan-Ovoo, Galuut	2011.07.25	2041.07.25
Gazar khevlii	MV-016891	Gold	Buurt	143	Darkhan-Uul	Khongor	2011.07.25	2041.07.25
Khamtiin ekh bulag	MV-016896	Gold	Tuuliin zuun denj	31	Bulgan	Buregkhagai	2010.04.07	2040.04.07
Central asian Cement	MV-016897	Barium	Buuveit	139	Selenge	Orkhontuul	2011.08.03	2041.08.03
MAK Cement	MV-016898	Gypsum	Shireegiin khundii	166	Dundgobi	Delgerkhagai	2011.08.03	2041.08.03
Selenge mining	MV-016901	Gold	Uulzvar	42	Selenge	Eruu	2011.08.12	2041.08.12
GLDB	MV-016902	Iron	Jargalant	356	Tuv	Bayanjargalan	2011.08.16	2041.08.16
Tsogt-Onon	MV-016905	Gold	Urtiin denj	151	Tuv	Sergelen	2011.08.22	2041.08.22
Andsurvey	MV-016906	Barium	Khooltiin davaa	255	Tuv	Sergelen	2011.08.25	2041.08.25
Monkvarts	MV-016912	Barium	Dolmitjsen gantig	74	Selenge	Saikhan	2011.08.29	2041.08.29
Tumentsatsal	MV-016920	Gypsum	Shiree uul-2	32	Dundgobi	Delgerkhagai	2010.09.28	2040.09.28
Asgat-Erdene	MV-016921	Gold	Ulaan uul	25	Tuv	Zaamar	2011.09.30	2041.09.30
Kailonuonye	MV-016922	Wolfram	Naran	251	Khentii	Umnudelger	2011.09.30	2041.09.30
Tomshijir	MV-016923	Gold	Dalt	244	Bayankhongor	Bumbugur	2011.09.30	2041.09.30
Kharzanar	MV-016929	Gold	Undur-2	55	Tuv	Bayan	2011.10.12	2041.10.12
MDFI	MV-016930	Spar	Tsagaan-Undur	48	Dundgobi	Undurshil	2011.10.12	2041.10.12
Luzhu-Ord	MV-016932	Tungsten	Bakhlag	97	Bayan-Ulgii	Nogoonnuur	2011.10.14	2041.10.14
Luzhu-Ord	MV-016933	Tungsten	Nogoon nuuriin khundii	75	Bayan-Ulgii	Nogoonnuur	2011.10.14	2041.10.14
Gobi Maral	MV-016934	Barium	Altan tal	254	Dornogobi	Sainshand	2011.10.14	2041.10.14
DJFL	MV-016935	Spar	Khavtgai	46	Khentii	Batnorov	2011.10.10	2041.10.10
Airag-Indmin	MV-016936	Spar	Khar yamaat	90	Dornogobi	Dalanjargalan	2011.10.12	2041.10.12

Legal entity name	Licence No	Mineral type	Area name	Area size	Province	District	Date issued	Expiration date
Altan erdeniin ord	MV-016937	Lead	Tserenmandal-1	406	Khentii	Tsenkhermandal	2011.10.18	2041.10.18
Taliin elch	MV-016938	Charcoal	Khuren uul	2,720	Sukhbaatar	Bayandelger	2011.10.20	2041.10.20
Shashir-Orgil	MV-016940	Spar	Tsagaan chuluut uul	213	Khentii	Batnorov	2011.10.26	2041.10.26
Infinity Spatse	MV-016947	Iron	Khandgait	661	Selenge	Eruu	2011.11.10	2041.11.10
Newsimin resources	MV-016950	Gold, copper	Saran uul	1,934	Bayankhongor	Jinst	2011.11.16	2041.11.16
Javkhant-Ord	MV-016952	Charcoal	Zangat uul-1	29,100	Umnugobi	Gurvantes	2011.11.18	2041.11.18
Kheliosgold	MV-016957	Gold	Bayangoliin dood heseg	64	Uvs	Zuunkhangai	2011.11.24	2041.11.24
Sinotum mongolia	MV-016958	Charcoal	Erdenetsogt	2,979	Dornogobi	Altanshiree	2011.11.28	2041.11.28
Sinotum mongolia	MV-016959	Charcoal	Erdenetsogt-1	1,696	Dornogobi	Altanshiree	2011.11.28	2041.11.28
Dorniin khuder	MV-016962	Iron	Uud	545	Dornod	Bulgan, Matad	2011.12.01	2041.12.01
Ikh undrah talst	MV-016964	Spar	Ulziit ukhaa	30	Dornogobi	Dalanjargalan	2005.08.03	2035.08.03
Ih buyant ovoo	MV-016965	Gold	Orlogiin gol	90	Uvs	Umnugobi	2011.12.08	2041.12.08
Khukhjonsh	MV-016968	Spar	Samartai-1	31	Dornogobi	Airag	2007.02.15	2037.02.15
Alagteevsh	MV-016971	Charcoal	Khuvguun	13,383	Umnugobi	Noyon	2011.12.28	2041.12.28
Premiumcoal corporation	MV-016975	Charcoal	Tukhum	538	Sukhbaatar	Sukhbaatar	2011.12.30	2041.12.30
MonkhGobiin erdene	MV-016976	Gold	Khuurai nuga	215	Tuv	Jargalant	2011.02.08	2041.02.08
MGL resource	MV-016978	Gold	Tsotsgonii mukhar	411	Tuv	Zaamar	2012.01.05	2042.01.05
Khongoriin ord	MV-016980	Gold	Saariin khundii	86	Selenge	Bayangol	2002.10.18	2032.10.18
Khongoriin ord	MV-016981	Gold	Naran	12	Selenge	Bayangol	2001.04.18	2031.04.18
Khongoriin ord	MV-016982	Gold	Tsagaan chuluut	84	Selenge	Bayangol	2002.09.02	2032.09.02
Talst burkhant	MV-016988	Spar	Baruun tsagaan del	77	Dornogobi	Airag	2012.01.12	2042.01.12
Talst burkhant	MV-016989	Spar	Khar ovoo	56	Dornogobi	Airag	2012.01.12	2042.01.12
GLDB	MV-016990	Charcoal	Shanagan	887	Tuv	Bayanjargalan	2012.01.12	2042.01.12
Ej ulaan khatuu	MV-016994	Gold, copper	Ulaan khajuu	1,146	Bayan-Ulgii	Tolbo	2012.01.16	2042.01.16
Ej ulaan khatuu	MV-016995	Gold, copper	Artsat tsunheg	916	Bayan-Ulgii	Tolbo	2012.01.16	2042.01.16
Mongolian tsuuper mining	MV-016997	Gold, copper	Bor khag	527	Bayan-Ulgii	Nogoonnuur	2012.01.19	2042.01.19
Ikh buyant ovoo	MV-016998	Gold	Orlogiin gol	71	Uvs	Umnugobi	2012.01.19	2042.01.19
Marikomankhan	MV-017002	Barium	Bog uul	20	UB	Khan-Uul	2008.07.09	2038.07.09
Aslan polimet	MV-017004	Gold	Burkhant	92	Darkhan-Uul	Shariingol	2005.03.16	2035.03.16
Aslanpolymet	MV-017005	Gold	Ikh burkhant	155	Darkhan-Uul	Khongor, Shariingol	2004.08.13	2034.08.13
Junhaowei	MV-017007	Charcoal	Khuree del-1	817	Umnugobi	Khurmen	2012.02.15	2042.02.15
Spek	MV-017010	Spar	Khukh tolgoi	460	Dornod	Matad	2012.03.02	2042.03.02
Talyn shigtgee	MV-017013	Charcoal	Choir	34,055	Dundgobi	Bayanjargalan, Undurshil	2012.03.12	2042.03.12
SSGP	MV-017014	Gold	Khalbas uul	2,923	Umnugobi	Noyon	2012.03.12	2042.03.12
Hunnu steel	MV-017017	Iron	Khustai	85	Selenge	Eruu	2012.04.03	2042.04.03
TGY	MV-017018	Gold	Ikh bulag	622	Tuv	Bayan	2012.04.06	2042.04.06
Iltgold	MV-017020	Gold	Bayangol	15	Tuv	Zaamar	1998.01.23	2028.01.23
Zavtaij	MV-017021	Gold	Onidolt	283	Uvurkhangai	Uyanga	2012.05.01	2042.05.01
Double Stuttse	MV-017025	Gold	Burkhant	456	Darkhan-Uul	Khongor	2012.05.04	2042.05.04
MGMK	MV-017027	Iron	Bor tolgoi	64	Dornogobi	Dalanjargalan	2008.09.09	2038.09.09
Taishen development	MV-017028	Iron	Ereen	326	Dundgobi	Bayanjargalan	2005.01.05	2035.01.05
Alagtaitsetsen	MV-017029	Gold	Ar bogol	42	Tuv	Arkhusht	2012.05.18	2042.05.18
Nutgiin mana	MV-017030	Nickel, green granite, lead	Umnudelger	573	Khentii	Umnudelger	2012.05.21	2042.05.21
T N and U	MV-017032	Barium	Nalgar	146	Tuv	Altanbulag	2012.05.22	2042.05.22
Tesiin khurd	MV-017035	Barium	Altan els-1	25	UB	Khan-Uul	2007.09.20	2037.09.20
Tesiin khurd	MV-017036	Barium	Gavjiin shand	122	UB	Khan-Uul	2005.09.14	2035.09.14
SouthGobi Sands LLC	MV-017038	Charcoal	Gashuu tolgoi-1	30,773	Umnugobi	Gurvantes	2012.05.18	2042.05.18

Legal entity name	Licence No	Mineral type	Area name	Area size	Province	District	Date issued	Expiration date
Munhbolor erdene	MV-017041	Barium	Shiirii khundii	34	Darkhan-Uul	Khongor	2012.05.28	2042.05.28
Lotusdai uul	MV-017042	Spar	Badamt	83	Dornogobi	Airag	2012.05.25	2042.05.25
SSGP	MV-017043	Gold	Tovon uul-1	2,666	Umnugobi	Noyon	2012.05.25	2042.05.25
Gobi coal and Energy	MV-017057	Charcoal	Adag	5,093	Bayankhongor	Shinejinst	2012.06.04	2042.06.04
Minshingerelt od	MV-017059	Iron	Dush tolgoi	106	Dornogobi	Dalanjargalan	2012.06.04	2042.06.04
Gobi coal and Energy	MV-017060	Charcoal	Khotgor zuun	123	Bayankhongor	Shinejinst	2012.06.04	2042.06.04
Gobi coal and Energy	MV-017061	Charcoal	Khotgor baruun	395	Bayankhongor	Shinejinst	2012.06.04	2042.06.04
Gobi coal and Energy	MV-017062	Charcoal	Baits	67	Bayankhongor	Shinejinst	2012.06.04	2042.06.04
Tevkhen	MV-017063	Barium	Shand khudag-2-1	22	Tuv	Bayan	2012.06.08	2042.06.08
Freegood era	MV-017064	Gold	Undur javkhlan	4,025	Dornogobi	Saikhandulaan	2012.06.15	2042.06.15
Us-Orchin	MV-017065	Barium	Urgun	2,362	Dornogobi	Urgun	2012.06.22	2042.06.22
Nemon-ingeneering	MV-017066	Barium	Bog uul	40	UB	Khan-Uul	2008.07.09	2038.07.09
Niislel-Orgoo	MV-017067	Barium	Zadgait	28	UB	Khan-Uul	2012.06.29	2042.06.29
Batzuurmag	MV-017071	Barium	Gishuunii am	38	Tuv, UB	Altanbulag, Khan-Uul	2005.10.18	2035.10.18
Terra mining	MV-017073	Charcoal	Khuurai tal	5,054	Bayankhongor	Shinejinst	2012.07.07	2042.07.07
Tob aziin gantig	MV-017076	Barium	Tsagaan chuluut	76	Khuvsgul	Alag-Erdene	2012.07.17	2042.07.17
Taishirin khuder	MV-017077	Iron	Bor nuur	1,097	Gobi-Altai	Taishir	2012.07.17	2042.07.17
ECM	MV-017078	Charcoal	Erdenetsogt-2	5,985	Dornogobi	Altanshiree	2012.07.17	2042.07.17
Ninjmurun	MV-017080	Gold	Manj khudag	731	Bayankhongor	Bayan-Ovoo, Galuut	2012.07.20	2042.07.20
Ninjmurun	MV-017081	Gold	Tsakhir del	347	Bayankhongor	Bayan-Ovoo	2012.07.20	2042.07.20
Anian resources	MV-017082	Molybdenum, copper	Khuviin khar	358	Bayankhongor	Shinejinst	2012.07.20	2042.07.20
MMRI	MV-017084	Gold	Angarkhai am	143	Bayankhongor	Bumbugur	2012.07.20	2042.07.20
Tsagaan chuluut ellois	MV-017088	Molybdenum	Tsagaanchuluut	965	Khentii	Umnudelger, Kherlen	2012.07.26	2042.07.26
Universal tsopper	MV-017089	Gold, copper	Khar tolgoi	2,931	Bayankhongor	Bayangobi	2012.07.30	2042.07.30
Goldenhails	MV-017090	Rare earth metal	Daajin bulag	236	Sukhbaatar	Erdenetsagaan	2012.08.01	2042.08.01
Goldentaiga	MV-017093	Gold	Rashaantiin khundii-1	484	Dornod	Bayandun	2012.08.02	2042.08.02
Jutaiyuan	MV-017097	Iron	Durvuljin	56	Dornogobi, Khentii	Dalanjargalan, Darkhan	2012.08.08	2042.08.08
Khurgataikhaikhan	MV-017098	Charcoal	Ovoot	5,759	Khuvsgul	Tsetserleg	2012.08.10	2042.08.10
GLDB	MV-017099	Iron	Jargalant	81	Tuv	Bayanjargalan	2012.08.10	2042.08.10
Avdarbayan	MV-017100	Gold	Ulaan shivertiin am	28	Tuv	Zaamar	2002.09.19	2032.09.19
Sidaquangei	MV-017105	Charcoal	Bayantsogt	1,953	Sukhbaatar	Erdenetsagaan	2012.08.17	2042.08.17
Nomkhondalain erdenes	MV-017106	Gold	Tsagaan tolgoi	837	Khovd	Myngad	2012.08.18	2042.08.18
National Engineering Group	MV-017107	Barium	Nalgar	87	Tuv	Altanbulag	2012.05.22	2042.05.22
Irmuunbosgo	MV-017108	Gold	Urtunt, nariin jalga	9	Uvurkhangai	Zuunbayan-Ulaan	1997.06.12	2027.06.12
Centerra Gold Mongolia	MV-017111	Gold	Urd tsagaan ovoo	11,614	Dornod	tsagaan-Ovoo	2012.08.31	2042.08.31
LLTD	MV-017112	Charcoal	Olongiin ukhaa	1,109	Dornogobi	Ikhet	2012.08.31	2042.08.31
Khuld Cement	MV-017113	Barium	Khets tolgoi	403	Dundgobi	Bayanjargalan	2012.08.31	2042.08.31
Marcopolo	MV-017117	Gold	Bulag	322	Gobi-Altai	Biger	2012.09.07	2042.09.07
Jon Yuan	MV-017118	Iron, zinc	Sainshand khudag	451	Dundgobi	Gobi-Ugtaal	2012.09.07	2042.09.07
Kenalhab	MV-017119	Barium	Tsagaan nuur	97	Bayan-Ulgii	Nogoonnuur	2012.09.06	2042.09.06
Taishen development	MV-017120	Iron	Dartsagt	907	Dornogobi	Dalanjargalan	2012.09.06	2042.09.06
Mandal-Altai	MV-017121	Charcoal	Bulagt	54	Gobi-Altai	delger	2012.09.06	2042.09.06
Bantaje	MV-017129	Gold, copper	Oyut ulaan	8,801	Dornogobi	Saikhandulaan	2012.09.12	2042.09.12
Monlaa	MV-017131	Iron	Nomt	586	Selenge	Mandal	2012.09.12	2042.09.12
Altandornod Mongol	MV-017146	Gold	Naran	9	Selenge	Bayangol	1995.06.09	2025.06.09
Bumbat	MV-017147	Gold	Bag khailaastiin amnii ekh	166	Tuv	Zaamar	1999.07.30	2029.07.30
Bumbat	MV-017156	Gold	Bumbat 188	46	Tuv	Zaamar	2004.07.06	2034.07.06

Legal entity name	Licence No	Mineral type	Area name	Area size	Province	District	Date issued	Expiration date
Bumbat	MV-017157	Gold	Bumbat 197	40	Tuv	Zaamar	2004.07.06	2034.07.06
Bumbat	MV-017158	Gold	Bumbat 115	24	Tuv	Zaamar	2003.11.11	2033.11.11
Bumbat	MV-017159	Gold	Bumbat 56	24	Tuv	Zaamar	2003.11.11	2033.11.11
Bumbat	MV-017160	Gold	Bumbat	24	Tuv	Zaamar	1997.11.14	2027.11.14
Tsagaan-uvuljuu	MV-017162	Charcoal	Baruun noyon uul-1	17,432	Umnugobi	Noyon	2012.10.12	2042.10.12
SJ mining erdes	MV-017164	Gold	Ukhaa shar uul	498	Dornod	Bayandun	2012.10.12	2042.10.12
Chinkhash	MV-017166	Iron	Zuun toirom	590	Dundgobi	Gobi-Ugtaal	2012.10.12	2042.10.12
Munkhiin erchit rashaan	MV-017169	Peat	Dalai Bulag	4,919	Sukhbaatar	Erdenetsagaan	2012.10.12	2042.10.12
Altansuljee systemos	MV-017171	Barium	Kharaat	25	Tuv	Altanbulag	2012.10.12	2042.10.12
Olon-Ovoot gold	MV-017172	Spar	Avdrant-1	1,774	Umnugobi	Mandal-Ovoo	2012.10.15	2042.10.15
Togrogtal	MV-017173	Charcoal	Tugrug	236	Tuv	Bayan, Bayanjargalan	2012.10.15	2042.10.15
Bayalag-Och	MV-017178	Charcoal	Nogoon tolgoi-1	12	UB	Nalaikh	2001.02.08	2032.02.08
Narantuul trade	MV-017185	Charcoal	Eedemt-2	5,361	Dundgobi	Bayanjargalan, Gurvansaikhan	2012.10.18	2042.10.18
Double munkh	MV-017186	Barium	Bukhug	20	UB	Khan-Uul	2012.10.18	2042.10.18
Tsetsens mining and energy	MV-017187	Charcoal	Tsaidam-1	2,311	Tuv	Bayan, Bayanjargalan	2012.10.17	2042.10.17
Tsetsens mining energy	MV-017188	Charcoal	Tsaidam	79	Tuv	Bayan	2012.10.17	2042.10.17
Zevtduulga	MV-017189	Spar	Yamaat	148	Khentii	Batnorov	2012.10.19	2042.10.19
TOUU	MV-017191	Barium	Bayantoirog	61	Dornod	Bayantumen	2012.10.19	2042.10.19
Yin He	MV-017192	Molybdenum	Ulaan tolgoi	4,509	Dornod	Choibalsan	2012.10.19	2042.10.19
Anandbayan tal	MV-017194	Spar	Zaraa	94	Sukhbaatar	Sukhbaatar	2012.10.22	2042.10.22
BCMM	MV-017195	Barium	Unsgenii khundii-1	40	UB	Khan-Uul	2012.10.24	2042.10.24
Ikh Gobi energy	MV-017196	Charcoal	Tukhum-3	502	Dornogobi	Mandakh	2012.10.26	2042.10.26
Sukhbaatar uul uurkhai	MV-017197	Tungsten	Khukh undur	190	Sukhbaatar	Munkhkhaan	2012.10.24	2042.10.24
Bumbat	MV-017198	Gold	Bumbat-5	71	Tuv	Zaamar	2012.11.02	2042.11.02
Temtel	MV-017202	Spar	Khujirt	147	Dundgobi	Adaatsag	2012.11.15	2042.11.15
M capital	MV-017209	Barium	Nalgar	92	Tuv	Altanbulag	2012.05.22	2042.05.22
T N and U	MV-017210	Barium	Nalgar	59	Tuv	Altanbulag	2012.05.22	2042.05.22
Davaat	MV-017220	Barium	Turgen	156	Bayan-Ulgii	Sagsai	2012.11.22	2042.11.22
Zori itge butee	MV-017223	Barium	Zeegt	27	UB	Songinokhairkhan	2012.11.30	2042.11.30
Soninkhad	MV-017224	Iron	Sonin khantai-1	351	Tuv	Bayantsogt	2012.12.04	2042.12.04
Jon Yuan	MV-017225	Mixed metal	Salkhit	734	Dornod	Choibalsan	2012.12.04	2042.12.04
MIBM	MV-017227	Barium	Bus tolgoi	33	UB	Nalaikh	2012.12.05	2042.12.05
Minkiiin khagain tugul	MV-017231	Barium	Bukhug	37	UB	Khan-Uul	2012.12.11	2042.12.11
Umardbayan	MV-017232	Wolfram	Ulaan-uud	608	Tuv	Bayan-Unjuul	2012.12.13	2042.12.13
Narantuul trade	MV-017234	Charcoal	Eedemt-3	4,749	Dundgobi	Bayanjargalan, Gobi-Ugtaal, Gurvansaikhan	2012.12.14	2042.12.14
Khotu	MV-017238	Gold	Tuuliin denj	317	Bulgan	Buregkhangai	2012.12.19	2042.12.19
Duchindelgerekh	MV-017239	Charcoal	Tulga	146	Umnugobi	Khurmen	2012.12.24	2042.12.24
Metal-Impex	MV-017241	Aluminum	Alag uul	403	Gobi-Altai	Sharga	2012.12.27	2042.12.27
Mogoin gol	MV-017243	Charcoal	Mogoin gol	85	Khuvsgul	Tsetserleg	2013.01.15	2043.01.15
Khudrent	MV-017256	Spar	Khongor-3	25	Dornogobi	Dalanjargalan	2013.01.29	2043.01.29
ZTH	MV-017257	Gold	Gozgor uul	341	Tuv	Sergelen	2013.02.04	2043.02.04
Reo	MV-017259	Gold	Tsagaan chuluut uul	1,091	Tuv	Bayan	2013.02.15	2043.02.15
Ikh tokhoirol	MV-017263	Gold	Ikh tokhoirol	746	Bulgan	Buregkhangai	2004.06.11	2034.06.11
Goepro mongol	MV-017264	Gold	Khargait	14	Uvs	Sagil	2010.08.05	2040.08.05
Bayan undur invest	MV-017274	Gold	Galt	29	Tuv	Zaamar	2004.02.03	2034.02.03
Ger khoroolol barilgajit	MV-017275	Mica	Ergiin us	596	Khovd	Altai	2006.03.21	2036.03.21
Zanadu energy resources mongolia	MV-017279	Charcoal	Tsagaan undur tolgoi	611	Dornogobi	Ikh khet	2013.04.01	2043.04.01
Zanadu energy resources mongolia	MV-017280	Charcoal	Takhilgat uul	526	Dornogobi	Ikh khet	2013.04.01	2043.04.01
Star lojestik resurs	MV-017286	Barium	Nalgar	93	Tuv	Altanbulag	2012.05.22	2042.05.22

Legal entity name	Licence No	Mineral type	Area name	Area size	Province	District	Date issued	Expiration date
Talst dul	MV-017291	Spar	Tsakhir tolгод	254	Dornogobi	Dalanjargalan	2013.04.08	2043.04.08
Salkhit-Altai	MV-017292	Charcoal	Khonkhor zag	1,624	Gobi-Altai	Altai, Bugat	2013.04.08	2043.04.08
Zanadu energy resources mongolia	MV-017294	Charcoal	Khashaat	172	Dornogobi	Ikh khet	2013.04.11	2043.04.11
Khur erdene baylag	MV-017301	Charcoal	Baruun noyon uul	1,085	Umnugobi	Noyon	2013.04.17	2043.04.17
Teeliin shonxor	MV-017302	Barium	Taragtiin khundii	134	Dundgobi	Delgerkhantai	2013.04.17	2043.04.17
Altsalli metal mongolia	MV-017303	Lithium	Khukh del	4,720	Dundgobi	Ulziit	2013.04.18	2043.04.18
Tod-Undraga	MV-017304	Gold	Bayangoliin denj-1	158	Tuv	Zaamar	2013.04.18	2043.04.18
Khanshashir	MV-017305	Spar	Dojir	301	Khentii	Bayan-Ovoo	2013.04.23	2043.04.23
Peabody Winsway resources	MV-017309	Charcoal	Khashaat khudag	133	Dornogobi	Ikh khet	2013.04.29	2043.04.29
Shijirkhairga	MV-017310	Barium	Dund bukhug	25	Tuv	Altanbulag	2013.04.30	2043.04.30
Shine mandal urguu	MV-017311	Gold	Bayan	1,415	Tuv	Bayan	2013.04.30	2043.04.30
Morindavaa daigra	MV-017314	Barium	Morin davaa-2	119	UB	Khan-Uul	2013.05.07	2043.05.07
Senshiveimongol	MV-017316	Gold	Guutiin amnii adag	49	Arkhangai	Tsenkher	2005.05.16	2035.05.16
Usukh zoos	MV-017317	Charcoal	Khurenschand	350	Umnugobi	Gurvantes	2013.05.27	2043.05.27
MKMN mining	MV-017321	Copper	Kharaat uul	5,563	Dornogobi	Mandakh	2013.06.03	2043.06.03
BBGN	MV-017325	Iron	Ar teel	133	Bulgan	Buregkhantai	2013.06.05	2043.06.05
Mandakhbulag	MV-017329	Barium	Ukhaa	214	UB	Khan-Uul	2013.06.18	2043.06.18
Mongol alt Mak	MV-017334	Charcoal	Aduun chuluunii khundii	4,049	Dornod	Bayantumen	2013.06.21	2043.06.21
Khangad Exploration LLC	MV-017336	Charcoal	Tsaikhar khudag	8,340	Umnugobi	KhanKhongor	2013.06.24	2043.06.24
Minii toonot	MV-017337	Wolfram	Shar khad	324	Sukhbaatar	Tumentsogt	2013.06.25	2043.06.25
Easternroad	MV-017338	Barium	Bayantsogt uul	89	UB	Khan-Uul	2013.06.25	2043.06.25
CBSN	MV-017341	Barium	Shandan tolgoi	55	UB	Khan-Uul	2013.07.02	2043.07.02
Modun resources	MV-017349	Charcoal	Nuurst	2,497	Tuv	Arkhus, Bayan, Bayanjargalan	2013.07.09	2043.07.09
Tsakhirtsagaan gol	MV-017350	Iron	Maikhan tolgoi	232	Khentii	Darkhan	2013.07.05	2043.07.05
Geo-Erin	MV-017352	Spar	Ukhaa ovoo	124	Dundgobi	Adaatsag	2013.07.04	2043.07.04
Songolonkhiaikhan	MV-017362	Barium	Ikh bulan	101	Darkhan-Uul	Darkhan, Orkhon	2013.08.13	2043.08.13
Boldtsen	MV-017363	Gold	Airgiin enger	148	Tuv	Bayan	2013.08.13	2043.08.13
Tserenbadam	MV-017365	Gold	Delgerekh	507	Uvs	Khyrgas	2013.08.15	2043.08.15
Rich fluorite	MV-017367	Spar	Tsagaan-Undur -3	158	Khentii	Darkhan	2013.08.15	2043.08.15
JPF	MV-017368	Gold, silver	Zuun	304	Dundgobi	Gurvansaikhan	2013.08.19	2043.08.19
Platinumland	MV-017369	Barium	Nalgar	60	Tuv	Altanbulag	2012.05.22	2042.05.22
Batu constraction	MV-017371	Gold	Orkhontuul-4	1,080	Selenge	Orkhontuul	2013.08.21	2043.08.21
Nonferros metall mining	MV-017373	Zinc	Salkhitiin bor tolgoi	1,931	Sukhbaatar	Sukhbaatar	2013.08.23	2043.08.23
Moncoal petro mining	MV-017375	Charcoal	Tsaidam	1,335	Tuv	Bayan	2013.08.29	2043.08.29
Moncoal petro mining	MV-017376	Charcoal	Tsaidam khundii	832	Tuv	Bayan	2013.08.29	2043.08.29
Moncoal petro mining	MV-017377	Charcoal	Zuun tsaidam	1,175	Tuv	Bayan	2013.08.29	2043.08.29
Gold Senyn mongolia	MV-017378	Gold	Sumtiin khooloi	199	Dornod	Bayandun	2013.09.03	2043.09.03
Shanshemejo	MV-017383	Charcoal	Alag tsakhir-1	85	Bayankhongor	Bayantsagaan	2007.08.31	2037.08.31
MDFI	MV-017384	Spar	Tsagaan -Undur	2,057	Dundgobi	Undurshil	2013.09.16	2043.09.16
Bestbait	MV-017386	Barium	Gishuun	104	UB	Khan-Uul	2013.09.24	2043.09.24
Oyut-Ulaan	MV-017387	Gold	Kharmagtai	6,647	Umnugobi	Tsogttsetsii	2013.09.27	2043.09.27
SBJM	MV-017388	Barium	Salkhit	320	Tuv	Altanbulag	2013.09.27	2043.09.27
Mintech minerals	MV-017389	Gold	Erdene-2	684	Gobi-Altai	Erdene	2013.09.27	2043.09.27
Idergold	MV-017392	Gold	Urt del	566	Bayankhongor	Bayan-Ovoo	2013.09.30	2043.09.30
Rich fluorite	MV-017393	Spar	Shar-Undur	881	Khentii	Norovlin	2013.10.02	2043.10.02
Navchit Airon Mining	MV-017394	Iron	Tugs	297	Khentii	Umnudelger	2013.10.03	2043.10.03
Makh-Impex	MV-017396	Gold	Mushgia khudag-1	292	Umnugobi	Mandal-Ovoo	2013.10.08	2043.10.08
Makh-Impex	MV-017397	Gold	Mushgia khudag-2	1,217	Umnugobi	Mandal-Ovoo	2013.10.08	2043.10.08

Legal entity name	Licence No	Mineral type	Area name	Area size	Province	District	Date issued	Expiration date
Sutaihen-co	MV-017398	Phosphorite	Burenkhaan-8	34	Khuvsgul	Burentogtokh	2001.12.25	2031.12.25
Tethys mining	MV-017399	Charcoal	Tugaltai 2	11,690	Khentii	Jargaltkhaan, Murun	2013.10.17	2043.10.17
Tethys mining	MV-017401	Charcoal	Tugaltai	1,762	Khentii	Murun	2013.10.17	2043.10.17
Khar Moron Mongol	MV-017402	Iron, mixed metal	Erdene tolgoi	1,257	Dornod	Bayan-Uul	2013.10.17	2043.10.17
Eemde	MV-017404	Barium	Buhugiin khundii	60	Tuv	Altanbulag	2013.10.17	2043.10.17
IND	MV-017405	Gold	Salkhit	1,725	Bayankhongor	Bumbugur	2013.10.17	2043.10.17
Mondulaan trade	MV-017408	Barium	Noyon shand	314	Tuv	Arkhus	2006.09.19	2036.09.19
Gangar-invest	MV-017411	Barium	Bukhugiin khundii-3	114	Tuv	Altanbulag	2013.10.31	2043.10.31
Ural dizeli	MV-017412	Barium	Dund bukhu	35	Tuv	Altanbulag	2013.10.31	2043.10.31
Jude kuangye	MV-017419	Copper	Tsakhir shandiin uul	368	Bayankhongor	Bayantsagaan	2013.11.15	2043.11.15
Tumental	MV-017423	Barium	Zamiin khudag	252	Tuv	Bayan	2013.11.27	2043.11.27
STA	MV-017424	Barium	Oortsog tolgoi	563	Dornogobi	Dalanjargalan	2013.11.27	2043.11.27
Mega-Era	MV-017425	Charcoal	Undur javkhan	986	Dornogobi	Saikhandulaan	2013.11.29	2043.11.29
Vazalit	MV-017426	Basalt	Nogoon uul	32	Tuv	Bayandelger	2013.12.02	2043.12.02
A H G metals group	MV-017430	Tungsten, tin	Modot	1,369	Khentii	Tsenkhermandal	2011.09.07	2041.09.07
Uragshlakh Gobi	MV-017431	Charcoal	Uneetiin del	745	Sukhbaatar	Sukhbaatar	2013.12.04	2043.12.04
Dorniiin chuluulag	MV-017432	Charcoal	Tsagaan zalaat	533	Sukhbaatar	Asgat, Sukhbaatar	2013.12.04	2043.12.04
Dorniiin chuluulag	MV-017433	Charcoal	Yruult	7,158	Sukhbaatar	Sukhbaatar	2013.12.06	2043.12.06
Erdene gypsum	MV-017436	Gypsum	Shireegiin khundii	149	Dundgobi	Delgerkhangai	2013.12.10	2043.12.10
Erdene gypsum	MV-017437	Gypsum	Shireegiin khundii	622	Dundgobi	Delgerkhangai	2013.12.10	2043.12.10
Gobi coal and Energy	MV-017438	Charcoal	Asgat	146	Gobi-Altai	Chandmani	2013.12.13	2043.12.13
Toivanamduu Chineo	MV-017439	Spar	Choibalsan	160	Dornod	Bulgan	2003.09.17	2043.09.17
MDFI	MV-017442	Spar	Tsagaan-Undur Rashaantiin dood	594	Dundgobi	Undurshil	2013.12.19	2043.12.19
Tunamal shijir	MV-017443	Spar	kheseg	114	Dornod	Bayandun	2005.01.05	2035.01.05
MIIMS	MV-017446	Spar	Khulstai	80	Khentii	Umnudelger	2013.12.24	2043.12.24
Ordaltst	MV-017448	Barium	Gishuun	97	UB	Khan-Uul	2014.01.07	2044.01.07
ODE	MV-017449	Barium	khundii-1	8	Selenge	Saikh	2014.01.08	2044.01.08
Agm mining	MV-017452	Gold	Yamaan usnii khyar	11,248	Umnugobi	Gurvantes	2014.01.14	2044.01.14
B Y H	MV-017456	Iron	Shokhoit-1	4,050	Sukhbaatar	Sukhbaatar	2014.01.22	2044.01.22
Peabody Winsway resources	MV-017470	Charcoal	Shanagan-2	487	Tuv	Bayan, Bayanjargalan	2014.02.06	2044.02.06
Huabei kuangye LLC	MV-017471	Charcoal	Khukh tolgoi	531	Bayankhongor	Shinejinst	2014.02.06	2044.02.06
Sobt trade	MV-017479	Charcoal	Gal bayan	353	Tuv	Bayan, Bayanjargalan	2014.02.28	2044.02.28
Erdeniin bosgo	MV-017480	Charcoal	Khulman nuur	1,229	Sukhbaatar	Erdenetsagaan	2014.03.03	2044.03.03
Gobimaster	MV-017482	Spar	Tsairt	571	Sukhbaatar	Tumentsogt	2014.03.06	2044.03.06
Dugui-Uul	MV-017486	Spar	Baruun del	117	Dornogobi	Airag	2009.06.17	2039.06.17
BMBB	MV-017488	Barium	Shand-1	26	Darkhan-Uul	Khongor	2014.03.10	2044.03.10
Teelyn shonkhor	MV-017493	Zeolite	Devjikh	90	Dornogobi	Urgun	2014.03.26	2044.03.26
Western Recourse	MV-017495	Gold	Khuushiin am	46	Bayankhongor	Galuut	2014.03.31	2044.03.31
Davkharsolongo	MV-017496	Barium	Bor uzuur	571	Tuv	Bayan	2014.03.31	2044.03.31
Newhappy	MV-017499	Gold	Bor tolgoi	376	Tuv	Zaamar	2014.04.02	2044.04.02
CTLT	MV-017500	Charcoal	Unjuul, Khar khongor	443	Tuv	Buren	2014.04.04	2044.04.04
Mnkhkhash	MV-017501	Barium	Tsagaan del	751	Dornogobi	Delgerekh	2014.04.04	2044.04.04
Etugen Eye	MV-017504	Charcoal	Dalan	394	Umnugobi	Nomgon	2014.04.09	2044.04.09
Western Resource	MV-017506	Gold	Khavtsgaitiin am	285	Bayankhongor	Galuut	2014.04.09	2044.04.09
Erdeneminas	MV-017507	Gold	Khatavchiin undur uul	795	Bayankhongor	Bumbugur	2014.04.15	2044.04.15
Magic team	MV-017511	Barium	Olon ovootiin talbai	184	Dornogobi	Dalanjargalan	2014.04.16	2044.04.16
Tsaglashgui gould	MV-017512	Gold	lkh bulag	389	Tuv	Bayan	2014.04.16	2044.04.16

Legal entity name	Licence No	Mineral type	Area name	Area size	Province	District	Date issued	Expiration date
Tov erdene sant	MV-017514	Barium	Bayaan	119	Tuv	Sergelen	2014.04.17	2044.04.17
Commonmax	MV-017515	Coal, oil shale	Khumuult-1	9,136	Tuv	Bayanjargalan	2014.04.18	2044.04.18
Commonmax	MV-017516	Coal, oil shale	Tugrug	23,645	Tuv	Bayan, Bayanjargalan	2014.04.18	2044.04.18
Olongol trade	MV-017517	Barium	Khujirtin bulag	187	Khuvsgul	Murun, Tunel	2014.04.18	2044.04.18
Most olon bulag	MV-017521	Manganese	Zalaa khairkhan uul-4	496	Umnugobi	KhanKhongor	2014.04.23	2044.04.23
Dornod khajir	MV-017523	Gold	Khundlun uul	407	Dornod	Bayandun, Dashbalbar	2014.04.29	2044.04.29
Nonferrous metal mining	MV-017524	Gold	Uguumur tolgoi	477	Sukhbaatar	Sukhbaatar	2014.04.29	2044.04.29
Shudarga-Anduud	MV-017525	Gold	Ilijigtegin am	33	Khentii	Tsenkhermandal	1999.11.15	2029.11.15
Gallant star	MV-017527	Bitumen	Khashaatiin gobi	241	Dornogobi	Sainshand	2014.05.12	2044.05.12
SHUT	MV-017534	Iron	Batshireet-1	562	Khentii	Batshireet, Umnudelger	2014.05.14	2044.05.14
Mongolin altan ayalal	MV-017535	Copper	Tsagaan suvarga	6,674	Dornogobi	Mandakh	2014.05.14	2044.05.14
Booroljuutiin tal	MV-017536	Charcoal	Tsaidam-1	7,490	Tuv	Bayan, Bayanjargalan	2014.05.14	2044.05.14
Nuudelchin Iron Resource	MV-017539	Iron	Ulziit ovoo	968	Bulgan	Buregkhantai	2014.05.20	2044.05.20
Venera-Altai	MV-017540	Charcoal	Tsakhir	708	Gobi-Altai	Tugrug	2014.05.27	2044.05.27
Mongoliin altan aylal	MV-017541	Copper	Tumen ulzii uul	10,643	Dornogobi	Mandakh	2014.05.27	2044.05.27
Gobi Shoo	MV-017543	Spar	Log	48	Dundgobi	Bayanjargalan	2005.10.26	2035.10.26
Erdenet	MV-017545	Clay	Baruun-Erdenet-5	71	Orkhon	Jargalant	2014.06.04	2044.06.04
Achmandal	MV-017546	Clay	Tsagaan davaa-1	81	UB	Sukhbaatar	2014.06.04	2044.06.04
Selenge minerals	MV-017548	Gold	Boroo	575	Selenge	Bayangol	2014.06.04	2044.06.04
Dorniin chuluulag	MV-017551	Charcoal	Nuurstiin khutag	1,563	Sukhbaatar	Asgat, Sukhbaatar	2014.06.09	2044.06.09
Shokhoi tsagaan bulag	MV-017555	Barium	Shand khudag	35	Tuv	Bayan	2014.06.17	2044.06.17
BMMJ	MV-017566	Barium	Elst gol	19	UB	Nalaikh	2014.06.20	2044.06.20
Aivaoru	MV-017559	Spar	Khuren-1	323	Dornogobi	Airag	2009.07.27	2039.07.27
Jon Yuan	MV-017564	Molybdenum	Baruun taliin uul	479	Bayan-Ulgii	Nogoonnuur	2014.07.02	2044.07.02
Tevkhen	MV-017566	Barium	Shand khudag-2	11	Tuv	Bayan	2014.07.03	2044.07.03
Bayanhurai	MV-017567	Barium	Shand khudag	95	Tuv	Bayan	2014.07.03	2044.07.03
Coal Adventures	MV-017568	Gold	Tsagaan gozgor-2	960	Selenge	Orkhontuul	2014.07.03	2044.07.03
Arslan trade	MV-017569	Barium	Elst	40	UB	Nalaikh	2014.07.04	2044.07.04
Mogol international	MV-017570	Charcoal	Khiagtiin Sevree uul	14,465	Gobi-Altai	Bugat	2014.07.09	2044.07.09
Mogol international	MV-017572	Silver, black lead	Shavagtai uul	183	Khovd	Must	2014.07.09	2044.07.09
Tod-Undraga	MV-017573	Gold	Nergui khundii	293	Selenge	Bayangol, Mandal	2002.11.22	2032.11.22
Uyankhairkhan	MV-017574	Barium	Nomgon	39	UB	Nalaikh	2014.07.10	2044.07.10
Commonmax	MV-017575	Charcoal	Khumuult-2	6,130	Tuv	Bayanjargalan	2014.07.10	2044.07.10
B Y H	MV-017577	Barium	Shoit-1	1,966	Sukhbaatar	Sukhbaatar	2014.07.16	2044.07.16
Universal copper	MV-017579	Gold, silver	Urkhut	5,301	Bayankhongor	Bayangobi	2014.07.17	2044.07.17
Universal mineral Exploration	MV-017580	Gold, silver	Khundlun uul	1,399	Gobi-Altai	Tonkhil	2014.07.28	2044.07.28
MandGobi	MV-017585	Gold	Ulaan chuluu	1,713	Dornogobi	Erdene	2014.08.08	2044.08.08
Kinova	MV-017589	Barium	Maanit	78	UB	Bagakhangai	2006.05.22	2036.05.22
Gyalalzhakh-Erdenes	MV-017590	Barium	Bayannuur	751	Bulgan	Bayannuur	2014.08.15	2044.08.15
Tinakha	MV-017591	Gold	Balganii ar khooloi	71	Bayankhongor	Galuut	2014.08.15	2044.08.15
Altan eredene gazar	MV-017592	Charcoal	Baga Argalant	3,852	Umnugobi	Khurmen	2014.08.15	2044.08.15
Corn escort	MV-017594	Clay	Tsagaan davaa-1	54	UB	Sukhbaatar	2014.06.04	2044.06.04
Bolorgol	MV-017596	Spar	Tsagaan elgen	32	Dornogobi	Ikh khet	2014.08.19	2044.08.19
A H G metals group	MV-017598	Iron	Bayanmod	142	Khentii	Tsenkhermandal	2014.08.20	2044.08.20
Dayan-Orgil	MV-017603	Barium	Naran gol	55	UB	Songinokhairkhan	2014.08.29	2044.08.29
Tunshan shiandon	MV-017604	Molybdenum	Kharganii am-1	42	Tuv	Bornuur	2014.09.05	2044.09.05
STBL	MV-017606	Gold	Dendger ovoo	97	Tuv	Bayan	2014.09.09	2044.09.09
Boldtomor yeroo gol	MV-017607	Iron	Khandgait	275	Selenge	Eruu	2011.11.10	2041.11.10
Blatskplanet	MV-017609	Gold, mixed metal	Alag uul-1	246	Khovd	Altai	2014.09.11	2044.09.11

Legal entity name	Licence No	Mineral type	Area name	Area size	Province	District	Date issued	Expiration date
Monsonod	MV-017610	Barium	Shiir	37	Darkhan-Uul	Khongor	2014.09.11	2044.09.11
Olgoibulag	MV-017611	Charcoal	Tukhum	471	Sukhbaatar	Sukhbaatar	2014.09.19	2044.09.19
JFC	MV-017615	Gold	Uvuljuunii ekh	378	Khentii	Jargaltkhaan	2014.09.24	2044.09.24
Ilchlegkhaikhan	MV-017616	Barium, clay	Suum gazar	39	UB	Nalaikh	2014.09.24	2044.09.24
Maintomor	MV-017617	Barium, tin	Mogoiitiin ar	713	Dornogobi	Dalanjargalan	2014.09.29	2044.09.29
Sodgazar	MV-017621	Rare earth metal	Undur tsakhir	1,691	Gobi-Altai	Taishir	2014.10.01	2044.10.01
Brit osians kuanie	MV-017624	Tungsten	Khukh bulag	157	Khovd	Altai	2014.10.08	2044.10.08
Sharlangol	MV-017625	Barium	Khongor ovoo	588	Dundgobi	Gurvansaikhan	2014.10.10	2044.10.10
Altain huder	MV-017626	Iron	Chandmani-Undur	236	Gobi-Altai	Tseel	2014.10.13	2044.10.13
Altain huder	MV-017627	Iron	Chandmani-Undur	301	Gobi-Altai	Tseel	2014.10.13	2044.10.13
Myangan jiguur	MV-017629	Iron	Mandakhiin khundii	4,178	Arkhangai	Battsengel, Tuvshruulekh	2014.10.14	2044.10.14
Epidot	MV-017630	Charcoal	Aman gol	6,353	Bayankhongor	Bayan-Undur	2014.10.15	2044.10.15
Khuvibilegt	MV-017635	Gold, mixed metal	Salkhit-2	1,511	Dornod	Choibalsan	2014.10.20	2044.10.20
Tovgorkhad	MV-017637	Charcoal	Khukhtein nuruu	420	Sukhbaatar	Erdenetsagaan	2014.10.20	2044.10.20
Tovgorkhad	MV-017638	Charcoal	Khukhtein nuruu-1	362	Sukhbaatar	Erdenetsagaan	2014.10.20	2044.10.20
Zuriin bulag	MV-017639	Salt	Dundgol	35	Umnugobi	Gurvantes	1997.05.05	2027.05.05
Mineral	MV-017641	Spar	Choil uul	85	Khentii	Galshar	2014.10.23	2044.10.23
Tod-Undraga	MV-017642	Gold	Bayangoliin denj-1	144	Tuv	Zaamar	2014.10.22	2044.10.22
Tod-Undraga	MV-017643	Gold	Bayangoliin denj-1	78	Tuv	Zaamar	2014.10.22	2044.10.22
Tod-Undraga	MV-017644	Gold	Bayangoliin denj-1	26	Tuv	Zaamar	2014.10.22	2044.10.22
Ekhmoron	MV-017656	Aluminum	Dushiin gol	164	Khuvsgul	Alag-Erdene	2014.11.04	2044.11.04
Ekhmoron	MV-017658	Aluminum	Uvur maraat gol	804	Khuvsgul	Alag-Erdene	2014.11.04	2044.11.04
Uils construction	MV-017660	Barium	Lamiin khiid	22	Orkhon	Bayan-Undur	2014.11.04	2044.11.04
Monkhterguun	MV-017662	Barium	Baruun nuruu	37	Darkhan-Uul	Shariingol	2014.11.06	2044.11.06
Galaxy mining mongolia	MV-017663	Copper	Khutag uul	11,116	Dornogobi	Khuvsgul	2014.11.06	2044.11.06
Buleen-Undraga	MV-017665	Gold	Buleenii khundii	25	Selenge	Orkhontuul	2014.11.07	2044.11.07
Bayan airag Exploration	MV-017666	Gold	Baruun-Bortolgoi-1	3,911	Zavkhan	Durvuljin	2014.11.06	2044.11.06
Khasdavaa	MV-017669	Spar	Jargalant uul	50	Dundgobi	Bayanjargalan	2014.11.11	2044.11.11
Soronzontolgoi	MV-017671	Iron	Soronzon tolgoi	2,876	Sukhbaatar	Munkhkhaan, Tuvshinshiree	2014.11.17	2044.11.17
Etrans	MV-017684	Barium	Saali tolgoi	114	Tuv, UB	Bayan, Bagakhangai	2014.12.12	2044.12.12
Venera-Altai	MV-017685	Charcoal	Tsakhir	570	Gobi-Altai	Tugrug	2014.12.12	2044.12.12
Sidaquangei	MV-017686	Charcoal	Bayantsogt	675	Sukhbaatar	Erdenetsagaan	2014.12.12	2044.12.12
Tsengazar	MV-017689	Barium	Durvuljin	542	Gobi-Altai	Taishir	2014.12.17	2044.12.17
Sarmaideelt	MV-017694	Spar	Tushets	146	Dornogobi	Airag, Dalanjargalan	2014.12.26	2044.12.26
Beren group	MV-017695	Charcoal	Bayan duurekh	366	Bulgan	Gurvanbulag	2015.01.05	2045.01.05
Teeliin shonxor	MV-017700	Zeolite	Devjikh	439	Dornogobi	Urgun	2015.01.05	2045.01.05
Erdenet	XV-002602	#N/A	Baruun-Erdenet-4	37,841	Bulgan, Orkhon	Orkhon, Jargalant	2000.09.15	2016.09.15
Erdenet	XV-002604	#N/A	Baruun-Erdenet-2	122,345	Bulgan, Orkhon	Bugat, Orkhon, Selenge, Bayan-Undur	2000.09.15	2016.09.15
Erdenet	XV-002605	#N/A	Baruun-Erdenet-1	39,214	Bulgan	Bugat, Bulgan, Orkhon	2000.09.15	2016.09.15
Erdenet	XV-002606	#N/A	Baruun-Erdenet-5	35,634	Bulgan, Orkhon	Orkhon, Bayan-Undur, Jargalant	2000.09.15	2016.09.15
Erdenet	XV-002607	#N/A	Baruun-Erdenet-6	67,246	Bulgan	Orkhon, Saikhan	2000.09.15	2016.09.15
Zasagt Chandmani	XV-003434	#N/A	Mandaa tolgoi	15,873	Dornogobi	Altanshiree, Delgerekh	2001.06.25	2014.07.20
Altandornod Mongol	XV-003828	#N/A	Dorgonot, Ulaan ukhaa	7,203	Bulgan, Tuv	Dashinchilen, Zaamar	2001.11.15	2014.11.15
DBST resources	XV-004193	#N/A	Luusiin khudag	9,510	Umnugobi	Bayan-Ovoo	2002.03.15	2015.06.22
Monrustsevetmet	XV-004211	#N/A	Tuingol-3	14,192	Bayankhongor	Erdenetsogt	2002.03.21	2014.12.18
Bayarsgold	XV-004215	#N/A	Khukh uzuur	2,215	Zavkhan	Zavkhanmandal	2002.03.22	2010.03.22
Zost Resources	XV-004251	#N/A	Zost uul	663	Zavkhan	Tosontsengel	2002.04.08	2013.12.23
Black mount mining	XV-004439	#N/A	Zaanshiree	1,791	Sukhbaatar, Khentii	Munkhkhaan, Bayankhutag	2002.05.21	2015.05.21
Black mount mining	XV-004615	#N/A	Zamiin	14,273	Uvs, Khovd	Ulgii, Myngad	2002.07.04	2015.04.24

Legal entity name	Licence No	Mineral type	Area name	Area size	Province	District	Date issued	Expiration date
Black mount mining	XV-004629	#N/A	Khalzan tsahir	24,433	Bayankhongor	Bayangobi, Shinejinst	2002.07.04	2015.04.24
Erdenejas	XV-004787	#N/A	Ikh salaa	1,841	Tuv	Buren	2002.08.28	2015.08.27
Central Asia Mining	XV-004838	#N/A	Zalaagiin khudag	1,064	Dornogobi	Dalanjargalan	2002.09.03	2016.11.13
Adamas Mining	XV-005183	#N/A	Bayan-Uul	3,738	Khentii	Bayankhutag	2002.12.05	2011.12.05
Adamas Mining	XV-005240	#N/A	Tugagtain nuruu	4,979	Khentii	Jargaltkhaan, Murun	2002.12.24	2011.12.24
Duchin delgerekh	XV-005258	#N/A	Tulga	39,804	Umnugobi	Bayandalai, Khurmen	2002.12.28	2015.01.12
Alagteevsh	XV-005262	#N/A	Khuvguun	535	Umnugobi	Noyon	2002.12.28	2014.12.30
Tsagaan-Ovoljoo	XV-005264	#N/A	Uvuljuu uul	7,559	Umnugobi	Noyon	2002.12.28	2014.12.30
SouthGobi Sands LLC	XV-005267	#N/A	Tovon uul	12,997	Umnugobi	Bayandalai, Noyon	2002.12.28	2016.08.12
Black mount mining	XV-005348	#N/A	Khukh uul	14,906	Dornod	Dashbalbar, Chuluunkhoroot	2003.01.28	2016.06.24
Geomin	XV-005456	#N/A	Mushguu	2,274	Bayan-Ulgii	Sagsai, Ulaankhus	2003.02.25	2015.02.16
Freegood era	XV-005635	#N/A	Undur javkhlan	8,281	Dornogobi	Sainshand, Saikhandulaan	2003.04.16	2015.04.16
Chinbolai	XV-005820	#N/A	Gashuu tolgoi	2,450	Umnugobi	Gurvantes	2003.05.22	2015.05.22
Gutaindavaa	XV-006155	#N/A	Shurgadagiin gol	1,503	Khentii	Batshireet, Binder	2003.08.12	2015.08.12
Altandornod Mongol	XV-006219	#N/A	Ulziit teel	1,652	Arkhangai	Tsenkher	2003.08.21	2008.08.21
Samtanmores	XV-006275	#N/A	Ulaan uul	79	Gobi-Altai	Sharga	2003.09.04	2015.09.01
Adamas Mining	XV-006325	#N/A	Khavtsgain del	6,263	Tuv	Bayan, Bayanjargalan	2003.09.17	2012.09.17
Monrustsevetmet	XV-006483	#N/A	Khyrgas nuur	24,185	Uvs	Naranbulag	2003.10.28	2015.05.30
Bayaraam	XV-006501	#N/A	Khetsuu uul	19,227	Umnugobi	Bulgan, Mandal-Ovoo, KhanKhongor	2003.10.31	2012.10.31
Saikhan-Orgil gold	XV-006630	#N/A	Bayan uul	2,498	Khentii	Bayan-Adraga, Dadal	2003.12.09	2009.12.09
Khukhdel-Invest	XV-006653	#N/A	Khar servei	1,516	Dornod	Matad	2003.12.12	2015.12.12
Erdenejas	XV-006668	#N/A	Khukh uul	7,559	Bayan-Ulgii	Sagsai	2003.12.18	2015.12.18
Balintolgoi mining	XV-006702	#N/A	Balintolgoi	399	Gobi-Altai	Erdene	2003.12.24	2015.12.24
Balintolgoi mining	XV-006841	#N/A	Edrengiin nuruu	2,701	Gobi-Altai	Erdene	2004.01.27	2016.01.27
Rich fluorite	XV-006847	#N/A	Tosongiin ovoo	1,056	Khentii	Bayan-Ovoo	2004.01.27	2016.01.27
Rich fluorite	XV-006849	#N/A	Khukh Undur	805	Khentii	Bayan-Ovoo, Norovlin	2004.01.27	2016.01.27
Bayaraam	XV-006970	#N/A	Ikhriin am	1,750	Bayankhongor	Gurvanbulag	2004.02.18	2010.02.18
Tsetsens mining and energy	XV-007155	#N/A	Zuun gol tolgoi-Erdenet	7,849	Khentii	Galshar	2004.03.29	2016.03.29
S P J	XV-007240	#N/A	Khort uul	1,624	Uvs	Umnugobi, Tarialan	2004.04.12	2016.04.12
Agm mining	XV-007305	#N/A	Shand-1	8,011	Umnugobi	Gurvantes	2004.04.21	2016.04.21
Khulmorit mining	XV-007334	#N/A	Khul morit	990	Bayankhongor	Bayan-Undur	2004.04.26	2016.04.26
Khulmorit mining	XV-007337	#N/A	Ulaan tolgoi	1,658	Bayankhongor	Bayan-Undur	2004.04.26	2016.04.26
Brave heart resources	XV-007340	#N/A	Embuu tolgoi	8,383	Khovd	Zereg, Chandmani	2004.04.27	2016.04.25
Shine-Erdes	XV-007373	#N/A	Bayandun	31,185	Dornod	Bayandun	2004.04.30	2013.04.30
Zost Resources	XV-007410	#N/A	Uvur zost	928	Zavkhan	Tosontsengel	2004.05.10	2013.12.23
Nalgarkhondii	XV-007438	#N/A	Suman khad	8,390	Gobi-Altai	Erdene	2004.05.11	2016.05.11
Ejbaley	XV-007501	#N/A	Uvur togtor	22,842	Dornod	Dashbalbar	2004.05.17	2016.05.17
Altandornod Mongol	XV-007557	#N/A	Ukhert gol	10,388	Khuvsgul	Ulaan-Uul	2004.05.24	2013.05.24
Altandornod Mongol	XV-007558	#N/A	Belchir uul	58,499	Khuvsgul	Ulaan-Uul	2004.05.24	2013.05.24
UGCHL	XV-007559	#N/A	Teregtiin nuruu	2,000	Gobi-Altai	Altai	2004.05.24	2016.05.24
UGCHL	XV-007560	#N/A	Teregtiin nuruu	2,000	Gobi-Altai	Altai	2004.05.24	2016.05.24
Bayud mining	XV-007674	#N/A	Shiveet ulaan uul	5,027	Dornogobi	Khatanbulag, Khuvsgul	2004.06.10	2016.06.10
ZDL	XV-007721	#N/A	Ulaan khoshuu uul	399	Dornogobi	Dalanjargalan	2004.06.15	2017.04.21
GSB mining	XV-007812	#N/A	Mushgia ukhaa	9,968	Umnugobi	Mandal-Ovoo	2004.06.30	2016.06.30
Five hills resources LLC	XV-007817	#N/A	Khulsan	4,179	Bayankhongor	Bayanlig	2004.06.30	2016.04.11
Erdes Holding	XV-007875	#N/A	Bayan tsakhir	1,654	Bayankhongor	Bayanbulag	2004.07.06	2016.07.06
Adamas mountain	XV-007941	#N/A	Tugrug nuur-1	5,166	Tuv	Bayan, Bayanjargalan	2004.07.16	2013.07.16
Armongol travel	XV-007972	#N/A	Khundii	2,083	Khovd	Altai	2004.07.23	2013.07.23
Erdenejas	XV-007973	#N/A	Zaraagiin gol	2,355	Tuv	Bayan-Unjuul	2004.07.23	2013.07.23

Legal entity name	Licence No	Mineral type	Area name	Area size	Province	District	Date issued	Expiration date
Brave heart resources	XV-008018	#N/A	Jargalant-1	6,054	Khovd	Zereg, Chandmani	2004.07.27	2016.07.27
Tengeriin gegeen tal	XV-008020	#N/A	Temeet tolgoi	239	Dundgobi	Erdenedalai	2004.07.27	2016.07.27
Tethys mining	XV-008072	#N/A	Indert	4,011	Uvs	Bukhmurun, Khovd	2004.08.03	2013.08.03
Tethys mining	XV-008073	#N/A	Indert-2	4,170	Uvs	Bukhmurun	2004.08.03	2013.08.03
Monlaa	XV-008120	#N/A	Murun-2	10,404	Khentii	Murun	2004.08.05	2013.08.05
Tengri Petro Chemicals	XV-008197	#N/A	Tsaidam-6, 20, 21	1,994	Tuv	Bayan	2004.08.17	2013.08.17
Shineshivee	XV-008294	#N/A	Shiveegobi-1	9,076	Gobisumber, Dornogobi	Sumber, Shiveegobi, Dalanjargalan	2004.09.03	2013.09.03
Shineshivee	XV-008296	#N/A	Khuren dukh	43,295	Gobisumber	Sumber, Shiveegobi	2004.09.03	2013.09.03
Shineshivee	XV-008297	#N/A	Shiveegobi	22,104	Gobisumber	Sumber, Shiveegobi	2004.09.03	2013.09.03
Jude kuangye	XV-008317	#N/A	Tsagaan chuluuy	8,182	Bayankhongor	Bayan-Undur	2004.09.07	2016.09.07
MongolCAMkhag	XV-008323	#N/A	Zostiin talbai	1,418	Khovd	Must, Tsetseg	2004.09.09	2013.09.09
Mingkhongda	XV-008330	#N/A	Tumurtei	2,295	Dundgobi	Gobi-Ugtaal	2004.09.09	2013.09.09
Nekht mine	XV-008488	#N/A	Bulgiin tsagaan tolgoi	3,274	Khentii	Jargaltkhaan	2004.09.27	2016.09.27
Tsantiin jim	XV-008501	#N/A	Kharaatiin ovoo	6,709	Tuv	Bayan	2004.10.04	2015.10.04
Khurzet	XV-008542	#N/A	Tsakhiriin khooloi	4,702	Uvurkhangai	Bayan-Undur, Burd	2004.10.07	2013.10.07
Tengeriin gegeen tal	XV-008582	#N/A	Sharga ovoo-1	1,324	Dundgobi	Erdenedalai	2004.10.13	2016.10.13
Tengri Petro Chemicals	XV-008593	#N/A	Tsaidam	3,071	Tuv	Bayan	2004.10.15	2013.10.15
Tast-Olgii	XV-008616	#N/A	Dornodiin talbai	7,073	Dornod	Dashbalbar	2004.10.21	2013.10.21
Ekhmoron	XV-008629	#N/A	Berletesiin gol	2,040	Khuvsgul	Ulaan-Uul	2004.10.25	2013.10.25
Ekhmoron	XV-008630	#N/A	Uvur maraat gol	116	Khuvsgul	Alag-Erdene	2004.10.25	2016.10.25
Land Mongolia	XV-008641	#N/A	Bukht uul	158	Sukhbaatar	Sukhbaatar	2004.10.27	2013.10.27
Unegdiin khuren	XV-008739	#N/A	Unegdiin khuren tolgod	2,157	Umnugobi	Khanbogd	2004.11.12	2013.11.12
Bumbat	XV-008757	#N/A	Bumbat-5	1,586	Tuv	Zaamar	2004.11.15	2016.11.15
MongolCAMkhag	XV-008822	#N/A	Zamiin gol	279	Khuvsgul	Arbulag	2004.11.25	2013.11.25
Shineshivee	XV-008829	#N/A	Shivee-2	654	Gobisumber	Sumber, Shiveegobi	2004.11.25	2013.11.25
Shineshivee	XV-008830	#N/A	Shivee-1	880	Gobisumber	Sumber, Shiveegobi	2004.11.25	2013.11.25
Tusheegobi	XV-008833	#N/A	Zulegt	1,968	Tuv	Bayan	2004.11.25	2015.08.31
Khavtshuu land mongolia	XV-008835	#N/A	Khavchuu	4,051	Selenge, Tuv	Bayangol, Jargalant, Sumber	2004.11.26	2016.11.26
Altandornod Mongol	XV-008953	#N/A	Kalzan davaanii am	1,920	Arkhangai	Tuvshruulekh	2004.12.14	2013.12.14
Tengeriin gegeen tal	XV-008957	#N/A	Zaraa tolgoi	3,893	Dundgobi	Erdenedalai	2004.12.14	2016.12.27
Khunnu altai minerals	XV-008968	#N/A	Tsagduult uul	24,883	Gobi-Altai	Tugrug, Tseel	2004.12.17	2016.12.01
Khongon gegee ord	XV-008999	#N/A	Biluut	942	Dornogobi	Dalanjargalan	2004.12.21	2016.12.21
Khongon gegee ord	XV-009000	#N/A	Baruun zakhiin tsag	373	Dornogobi	Dalanjargalan	2004.12.21	2016.12.21
Big mogul coal and energy	XV-009055	#N/A	Khuutiin khonkhor	1,925	Dundgobi	Bayanjargalan, Gurvansaikhan	2004.12.31	2017.04.20
JBM	XV-009062	#N/A	Baruun uurkhait	1,475	Sukhbaatar	Tuvshinshree	2005.01.03	2014.01.03
Khin Khing Pipes	XV-009067	#N/A	Bayangol	1,997	Gobi-Altai	Esunbulag	2005.01.03	2017.01.03
New ventures	XV-009099	#N/A	Shar burd	1,031	Dornod	Bayantumen	2005.01.07	2016.11.20
Big mogul coal and energy	XV-009105	#N/A	Khuutiin khonkhor-2	1,059	Dundgobi	Bayanjargalan	2005.01.07	2017.02.11
Middlegobi mining	XV-009123	#N/A	Altan suvraga-8	8,751	Dundgobi	Delgerkhangai, Khuld	2005.01.12	2014.01.12
Alishaa hairhan	XV-009141	#N/A	Tsagaankharkhan	19,498	Umnugobi	Khurmen	2005.01.13	2017.01.13
Ekhlel-Urgats	XV-009177	#N/A	Ilgan bulag	79	Tuv	Bayan	2005.01.21	2015.01.10
Taishirin khuder	XV-009180	#N/A	Bor nuur	7,429	Gobi-Altai	Taishir	2005.01.21	2017.01.21
BLBC	XV-009304	#N/A	Unjuul	689	Tuv	Buren	2005.02.17	2014.02.17
GLDB	XV-009316	#N/A	Shanagan	5,777	Tuv	Bayanjargalan	2005.02.18	2014.02.18
Voyagergold	XV-009348	#N/A	Khoid Tsakhir	10,598	Umnugobi	Bayandalai, Noyon	2005.02.23	2017.02.23
Minyu shishi	XV-009402	#N/A	Alag Undur	2,178	Dornogobi	Saikhandulaan	2005.03.09	2017.03.09
GuChindelger	XV-009415	#N/A	Guchingiin Sair	3,719	Bayankhongor	Bayan-Ovoo	2005.03.14	2014.03.14
Tethys mining	XV-009421	#N/A	Zuun dalan	9,292	Dornogobi	Dalanjargalan	2005.03.14	2014.03.14
SouthGobi Sands LLC	XV-009443	#N/A	Uvuljuu uul-1	13,672	Umnugobi	Gurvantes	2002.12.28	2015.12.31

Legal entity name	Licence No	Mineral type	Area name	Area size	Province	District	Date issued	Expiration date
Menshikuanie	XV-009447	#N/A	Tooroit uul-1	17,103	Umnugobi	Gurvantes	2002.12.28	2011.12.28
Menshikuanie	XV-009448	#N/A	Zurkh uul-1	51,784	Umnugobi	Gurvantes	2002.12.28	2011.12.28
SouthGobi Sands LLC	XV-009449	#N/A	Galiin ovoo-1	168,539	Umnugobi	Gurvantes, Noyon	2002.12.28	2016.08.12
Tsogt-Onon	XV-009482	#N/A	Baga Unjuul	2,040	Tuv	Bayan-Unjuul	2005.03.23	2014.03.23
Grandmontana mining	XV-009503	#N/A	Tsunkheg	886	Khovd	Uynch	2005.03.25	2014.03.25
Tethys mining	XV-009519	#N/A	Tsagaan ariin davaa	16,321	Khovd	Darvi, Tsetseg	2005.03.30	2014.03.30
Tethys mining	XV-009520	#N/A	Baatariin nuruu-2	23,818	Khovd	Darvi, Zereg, Must	2005.03.30	2014.03.30
Nomkhondalain erdenes	XV-009573	#N/A	Tsaidam baruun	1,693	Tuv	Bayan	2005.04.07	2014.04.07
Bortsetseg	XV-009593	#N/A	Sogoot	33	Orkhon	Bayan-Undur	2005.04.12	2014.04.12
Altandornod Mongol	XV-009698	#N/A	Khukh sumiin am	6,545	Arkhangai	Tuvshruulekh, Khotont	2005.05.02	2015.05.02
Ogoomorbayan khairkhan	XV-009707	#N/A	Taliin tavag	1,442	Dornogobi	Dalanjargalan	2005.05.02	2017.05.02
Blu sky horse	XV-009760	#N/A	Alag tolgo	9,300	Dornogobi	Dalanjargalan	2005.05.06	2014.05.06
Tsairt mineral	XV-009766	#N/A	Tumurtiin ovoo-2	634	Sukhbaatar	Sukhbaatar	2005.05.06	2017.05.06
Lovonko	XV-009791	#N/A	Baruun dalan-2	2,285	Dornogobi	Dalanjargalan	2005.05.16	2014.05.16
Mongolian national rare earth tsorp	XV-009819	#N/A	Khalzan buregtei	2,066	Khovd	Myngad	2005.05.18	2014.05.18
Mongolian national rare earth tsorp	XV-009821	#N/A	Ar khuren uul	982	Khovd	Myngad	2005.05.18	2014.05.18
Tsheng Yuan Hong	XV-009838	#N/A	Jargalant	6,883	Gobisumber, Tuv	Bayantal, Sumber, Bayanjargalan	2005.05.20	2014.05.20
Delger-Orchlon	XV-009912	#N/A	Morin tolgoi	241	Darkhan-Uul	Shariingol	2005.05.31	2014.05.31
Gatsuurt	XV-009922	#N/A	Khushuut	745	Bayankhongor	Gurvanbulag	2005.06.03	2015.08.03
Tumen-Iveel	XV-009934	#N/A	Buyant	3,792	Khentii	Galshar	2005.06.03	2014.06.03
Shine ilion nen yuani	XV-009953	#N/A	Bayan bor nuruu	1,602	Umnugobi	Tsogt-Ovoo	2005.06.08	2017.06.08
Buman-Olz	XV-009965	#N/A	Tsagaan chuluut	3,142	Dornod	Matad	2005.06.08	2014.06.08
Burkhankhaldun group	XV-010107	#N/A	Bumbat	2,191	Tuv	Sergelen	2005.07.06	2014.07.06
Khunnu Gobi altai	XV-010135	#N/A	Khurengiin talbai	2,077	Gobi-Altai	Tugrug	2005.07.09	2017.06.24
ML Tsahiurt Ovoo	XV-010153	#N/A	Tsakhirt ovoo	1,876	Sukhbaatar	UulBayan	2005.07.18	2017.07.18
Monzol	XV-010177	#N/A	Bor tolgoi	492	Dornogobi	Dalanjargalan	2005.07.21	2017.07.21
Khukh shargaChin	XV-010183	#N/A	Ovoot	356	Khentii	Darkhan	2005.07.22	2017.07.22
Tebshiin nuurs	XV-010203	#N/A	Tevshiin gobi	957	Dundgobi	Saintsagaan	2005.07.22	2014.07.22
NABD	XV-010256	#N/A	Tsagaan chuluut	1,539	Khentii	Binder, Kherlen	2005.08.08	2017.08.08
BuuLBL	XV-010301	#N/A	Modon	10,876	Dornod	Choibalsan	2005.08.17	2017.08.17
Khunnu altai minerals	XV-010308	#N/A	Sereegiin undur	9,044	Gobi-Altai	Tugrug	2005.08.17	2017.06.24
Sutaitsend	XV-010326	#N/A	Tosongiin gol	4,938	Tuv	Zaamar	2005.08.22	2017.08.22
Chintogs	XV-010335	#N/A	Asgatiin darkhad	4,844	Uvurkhangai	Zuunbayan-Ulaan, Uyanga	2005.08.24	2017.08.24
Altandornod Mongol	XV-010342	#N/A	Tokhoirol-58	6	Bulgan, Tuv	Buregkhangai, Zaamar	2005.08.26	2012.08.26
Jon Yuan	XV-010354	#N/A	Tsakhir uul	2,115	Zavkhan	Shiluustei	2005.08.30	2014.08.30
Global forwarding	XV-010358	#N/A	Ilirel-2	1,113	Dornogobi	Dalanjargalan	2005.08.30	2014.08.30
Altain huder	XV-010368	#N/A	Chandmani-Undur	4,420	Gobi-Altai	Tseel	2005.08.30	2017.08.30
Khunnu Gobi altai	XV-010398	#N/A	Atsiin am	56	Gobi-Altai	Tugrug	2005.09.06	2017.06.24
Khunnu Gobi altai	XV-010401	#N/A	Nuden	20	Gobi-Altai	Tugrug	2005.09.06	2017.06.24
Principal investment	XV-010407	#N/A	Avdrant	1,960	Tuv	Bayandelger, Erdene	2005.09.06	2017.09.06
Khunnu Gobi altai	XV-010429	#N/A	Khuren gol	240	Gobi-Altai	Tugrug	2005.09.14	2017.06.24
Sodgazar	XV-010439	#N/A	Undur tsakhir	93	Gobi-Altai	Taishir	2005.09.14	2017.09.14
Focusmetal mining	XV-010444	#N/A	khudag baishint	378	Bulgan	Buregkhangai	2003.04.16	2015.02.28
Khongorkhangai erdenes	XV-010484	#N/A	Salkhitiin am	2,483	Bayankhongor	Buutsagaan, Khureemara	2005.09.20	2017.09.20
Greenriver	XV-010503	#N/A	Khatsavch	11,233	Umnugobi	Bayan-Ovoo, Khanbogd	2005.09.22	2017.09.22
Tusheegobi	XV-010520	#N/A	Zuun denj	2,718	Bayankhongor	Bumbugur	2005.09.24	2017.09.24
MLSH	XV-010523	#N/A	Dulaan uuliin talbai	1,631	Khentii	Bayanmunkh	2005.09.24	2017.09.24
Altaland resource	XV-010525	#N/A	Khuren tolgoi	4,014	Gobi-Altai	Altai	2005.09.24	2016.09.24
Andkhuishan	XV-010526	#N/A	Gangan del	36,273	Dornogobi	Ulaanbadrakh, Erdene	2005.09.24	2017.09.24

Legal entity name	Licence No	Mineral type	Area name	Area size	Province	District	Date issued	Expiration date
Terguunsod erdem	XV-010532	#N/A	Khavtgai uul	2,063	Khentii	Murun	2005.09.29	2017.09.29
AER zam	XV-010544	#N/A	Saikhan devseg	1,675	Bayan-Ulgii	Altantsugts, Bugat	2005.09.29	2017.09.29
Blackplanet	XV-010601	#N/A	Alag uul-1	2,037	Khovd	Altai	2002.11.22	2014.11.16
Erdeniin erdenes	XV-010616	#N/A	Khar tolgoi	5,111	Gobi-Altai	Erdene	2005.10.11	2015.10.11
Berkh resources	XV-010653	#N/A	Mogoin gol	112	Selenge	Eruu	2005.10.18	2017.10.18
Munhungvren	XV-010669	#N/A	Zuun dalan	40	Dornogobi	Dalanjargalan	2005.10.20	2017.10.20
Kormon mine house	XV-010706	#N/A	Khujirt uul	834	Selenge	Mandal	2005.10.24	2017.10.24
Khairkhan Trade	XV-010758	#N/A	Bayan uul	79	Khentii	Darkhan	2005.11.03	2014.11.03
Legend mines	XV-010777	#N/A	Altan khudag	2,106	Tuv	Bayan-Unjuul, Bayantsagaan	2005.11.08	2017.11.08
Uguubayan khangai	XV-010778	#N/A	Tshookhor morit	1,233	Selenge, Tuv	Orkhontuul, Zaamar	2005.11.08	2017.11.08
Erdenes-Erdenes	XV-010785	#N/A	tsogt undur	901	Darkhan-Uul	Khongor	2005.11.10	2017.11.10
Mongolian Lanthanide corporation	XV-010794	#N/A	Bor tolgoi	107	Khovd	Myngad	2005.11.10	2014.11.10
Soninkhad	XV-010800	#N/A	Sonin khad	948	Tuv	Argalant, Bayantsogt	2005.11.14	2015.09.17
Khamagmongol resource	XV-010822	#N/A	Baatsagaan	4,253	Bayankhongor	Baatsagaan, Buutsagaan	2005.11.17	2017.11.17
Zest-Altai	XV-010851	#N/A	Khar tolgoi	2,962	Gobi-Altai	Sharga	2005.11.24	2017.11.24
Tsevdeg	XV-010856	#N/A	Salkhitai	132	Tuv	Sergelen	2005.11.24	2017.11.24
Force Construction	XV-010910	#N/A	Olgoi tsagaan	15,219	Gobi-Altai	Sharga	2005.12.09	2017.12.09
Gobikhuder	XV-010947	#N/A	Tukhum-2	10,215	Dornogobi	Khatanbulag	2005.12.16	2014.12.16
Erdenedalai coal	XV-010958	#N/A	Nomgon ulaan ovoo	87,039	Dundgobi	Adaatsag, Erdenedalai	2005.12.16	2017.12.16
Erdenedalai coal	XV-010960	#N/A	Unegt uul	13,098	Dundgobi	Erdenedalai	2005.12.16	2017.12.16
Shijirtaifen	XV-010971	#N/A	Uvur Tsagaan	12,594	Umnugobi	Bayan-Ovoo, Nomgon	2005.12.20	2014.12.20
NABD	XV-010975	#N/A	Taivan-1	3,751	Selenge	Khuder	2005.12.20	2014.12.20
Plimouth	XV-010996	#N/A	Dargait Uul	1,301	Arkhangai	Tsakhir	2005.12.23	2014.12.23
Modot-Uul	XV-011005	#N/A	Modot	762	Dornogobi	Airag	2005.12.23	2017.12.23
Tergvvnkharsh	XV-011042	#N/A	Altan khudag	3,860	Gobi-Altai	Tseel	2006.01.02	2015.03.24
MT mining	XV-011043	#N/A	Urtiin talbai-2	3,357	Sukhbaatar	Erdenetsagaan	2006.01.02	2018.01.02
MT mining	XV-011044	#N/A	Bilkh ovoo	6,992	Sukhbaatar	Erdenetsagaan	2006.01.02	2018.01.02
Amardalai trade	XV-011062	#N/A	Khuurain khuis	4,271	Dundgobi	Tsagaandelger	2006.01.05	2018.01.05
Tsengazar	XV-011068	#N/A	Durvuljin	194	Gobi-Altai	Taishir	2006.01.06	2015.01.06
Wen Chon	XV-011070	#N/A	Shanagan-3	1,263	Tuv	Arkhusht	2006.01.06	2015.01.06
MCXG	XV-011075	#N/A	Khiatai	2,109	Tuv	Mungunmori	2006.01.06	2015.01.06
Allyansgold	XV-011083	#N/A	Tuulin tokhoi-1	1,991	Selenge	Orkhontuul	2006.01.10	2015.01.10
Allyunggold titem	XV-011084	#N/A	Ulzii nuga-3	314	Selenge	Orkhontuul	2006.01.10	2015.01.10
Allyunggold titem	XV-011085	#N/A	Ulzii nuga	65	Selenge	Orkhontuul	2006.01.10	2015.01.10
Argatbul	XV-011094	#N/A	Zalaa-1	4,679	Umnugobi	Bulgan	2006.01.12	2015.01.12
Argatbul	XV-011096	#N/A	Sukhait	2,712	Umnugobi	Bulgan	2006.01.12	2015.01.12
Erdene Mandal	XV-011101	#N/A	Tsagaan ovoo	52	Tuv	Sergelen	2006.01.12	2015.01.12
CAM	XV-011127	#N/A	Salkhit uul-3	1,141	Tuv	Jargalant	2006.01.18	2015.01.18
CAM	XV-011128	#N/A	Salkhit uul-1	1,036	Tuv	Jargalant	2006.01.18	2015.01.18
CAM	XV-011130	#N/A	Salkhit uul-3	4,382	Tuv	Jargalant	2006.01.18	2015.01.18
CAM	XV-011131	#N/A	Buural uul-3	695	Tuv	Jargalant	2006.01.18	2015.01.18
CAM	XV-011133	#N/A	Buural uul-2	2,207	Tuv	Jargalant	2006.01.18	2015.01.18
Rich fluorite	XV-011139	#N/A	lkh tsagaan del	254	Dornogobi	Dalanjargalan	2006.01.19	2018.01.19
Ej-Erdene	XV-011163	#N/A	Derst khonkhor	2,140	Bulgan	Buregkhangai	2006.01.19	2018.01.19
Shine-Almas	XV-011173	#N/A	Tovon uul	3,034	Umnugobi	Noyon	2006.01.20	2015.01.20
Tsanzirunli	XV-011177	#N/A	Zuun tsagaan					
Bayajat	XV-011178	#N/A	khoshuuu	1,737	Tuv	Bayanjargalan	2006.01.23	2018.01.23
SouthGobi Sands LLC	XV-011187	#N/A	Sharig uul	752	Umnugobi	Gurvantes	2006.01.23	2015.01.23
		#N/A	Gashuu tolgoi-1	14,845	Umnugobi	Gurvantes	2003.05.22	2014.10.30

Legal entity name	Licence No	Mineral type	Area name	Area size	Province	District	Date issued	Expiration date
Newmon river	XV-011200	#N/A	Togloin khudag	1,399	Zavkhan	Durvuljin, Urgamal	2006.01.24	2015.01.24
Dornin khuder	XV-011204	#N/A	Uud	3,307	Dornod	Bulgan, Matad	2006.01.24	2015.01.24
Event planner	XV-011206	#N/A	Unegt	981	Tuv	Bayan-Unjuul, Bayantsagaan	2006.01.24	2015.01.24
Centerra Gold Mongolia	XV-011242	#N/A	Uul bayan ovoo	7,278	Sukhbaatar	Uulbayan	2006.01.25	2018.01.25
Suuri	XV-011253	#N/A	Chuluut	329	Darkhan-Uul	Darkhan, Khongor	2006.01.26	2015.01.26
CCM	XV-011257	#N/A	Khongor	159,737	Umnugobi	Khankhongor	2006.01.27	2015.01.27
Brilliant	XV-011313	#N/A	Maanit	125	UB	Bagakhangai	2006.02.09	2016.03.07
Toplutsky	XV-011330	#N/A	Baga teeg	2,375	Khuvsgul	Alag-Erdene	2006.02.09	2015.02.09
Harangakhuder	XV-011334	#N/A	Dartsagt ovoo	8,941	Darkhan-Uul, Selenge	Khongor, Eruu	2006.02.10	2016.12.05
Harangakhuder	XV-011335	#N/A	Ikho ovoot	617	Darkhan-Uul	Khongor	2006.02.10	2015.02.10
Harangakhuder	XV-011337	#N/A	Tsagaan belchir	3,039	Selenge	Eruu	2006.02.10	2015.02.10
Harangakhuder	XV-011338	#N/A	Khongoriin nuruu	3,172	Darkhan-Uul, Selenge	Khongor, Eruu	2006.02.10	2015.02.10
Gobi coal and Energy	XV-011342	#N/A	Zaraat	7,329	Bayankhongor	Shinejinst	2006.02.13	2015.02.13
MCCEM	XV-011346	#N/A	Nariin khers uul	1,558	Dornogobi	Khuvsgul	2006.02.13	2015.02.13
Gerel-Arvijih	XV-011367	#N/A	Bor tsakhir	1,841	Bayankhongor	Bayan-Undur	2006.02.16	2015.02.16
Esunmana Impex	XV-011389	#N/A	Ar bulag	471	Tuv	Bayanjargalan	2006.02.17	2015.02.17
Newhappy	XV-011398	#N/A	Bor tolgoi	1,811	Tuv	Zaamar	2006.02.21	2015.02.21
Taliin Jiguur	XV-011400	#N/A	Zuunbulag	2,663	Dornod	Matad	2006.02.21	2015.02.21
Gobi-Exploration	XV-011406	#N/A	Naran gol	114	Selenge	Bayangol	2006.02.21	2015.02.21
Altandornod Mongol	XV-011447	#N/A	Sumt	1,954	Dornod	Dashbalbar	2006.02.24	2009.02.24
Altandornod Mongol	XV-011448	#N/A	Khadaast	743	Dornod	Dashbalbar	2006.02.24	2009.02.24
Gobi-Exploration	XV-011457	#N/A	Tsakhiurt	47	Gobi-Altai	jargalan	2006.03.03	2015.03.03
Peabody Winsway resources	XV-011468	#N/A	Ikho uul	72,383	Umnugobi	Khankhongor	2006.03.03	2015.03.03
Mongol tsamkhag	XV-011479	#N/A	Zost-1	17,143	Khovd	Must, Tsetseg	2006.03.14	2015.03.14
Khannibii	XV-011485	#N/A	Khar tolgoi	2,529	Tuv	Arkhusht, Erdene	2006.03.14	2015.03.14
Altaigold	XV-011493	#N/A	Dund salaa	1,003	Bayan-Ulgii	Tsengel	2006.03.16	2015.03.16
Universal tsopper	XV-011494	#N/A	Seeriin nuruunii ar	8,061	Bayankhongor	Bayangobi	2006.03.16	2015.03.16
Bor-Ondor Uul	XV-011519	#N/A	Khavtgai	346	Khentii	Batnorov	2006.03.22	2015.03.22
MT mining	XV-011522	#N/A	Baishint-1	5,759	Sukhbaatar	Bayandelger	2006.03.23	2015.03.23
Bor-Ondor Uul	XV-011536	#N/A	Delger-2	1,505	Khentii	Batnorov	2006.03.23	2015.03.23
Career-Ferrum	XV-011573	#N/A	Bakhlag	14,983	Bayan-Ulgii	Bugat, Nogoonnur	2006.03.28	2016.03.03
Berkh resources	XV-011586	#N/A	Nuden usnii khudag	8,829	Dornogobi	Altanshiree, Delgerekh	2006.03.30	2015.03.30
Berkh resources	XV-011587	#N/A	Tsagaan chuluut	1,678	Dornogobi	Altanshiree, Delgerekh	2006.03.30	2015.03.30
SGSG grupp	XV-011601	#N/A	Ikho erelj tolgoi	405	Dornogobi	Dalanjargalan	2006.03.30	2015.03.30
Alishaa hairhan	XV-011602	#N/A	Dartsagt	127,108	Umnugobi	Nomgon, Khurmen	2005.01.13	2017.01.13
Berkh resources	XV-011612	#N/A	Khuurai nuur	677	Dornogobi	Ikho khet	2006.03.31	2015.03.31
FMI	XV-011614	#N/A	Khavtsal	4,240	Sukhbaatar	Tuvshinshiree	2006.03.31	2015.03.31
GSB mining	XV-011642	#N/A	Khujirtiin ovgor	10,486	Khovd	Bulgan, Uynch	2006.04.06	2015.04.06
Tushig-International	XV-011644	#N/A	Khudriin biyt 16-2	28	Khentii	Darkhan	2006.04.06	2015.04.06
Odod telkom	XV-011645	#N/A	Khumuultei	3,514	Tuv	Bayanjargalan	2006.04.06	2016.04.06
Chandgana coal	XV-011654	#N/A	Khavtgai uul	9,968	Khentii	Jargaltkhaan, Murun	2006.04.07	2015.04.07
Brit osians kuanie	XV-011679	#N/A	Khukh bulag	1,010	Khovd	Altai	2006.04.17	2015.04.17
Gurvan-Argalant	XV-011686	#N/A	Zuun doono uul	7,797	Zavkhan	Tes	2006.04.18	2015.04.18
Mongol chadal internatinal energy	XV-011693	#N/A	Zangat uul	2,257	Umnugobi	Gurvantes	2006.04.18	2015.04.18
CGBEM	XV-011694	#N/A	Duuren	1,163	Umnugobi	Bayan-Ovoo, Khanbogd	2006.04.18	2015.04.18
FRFM	XV-011698	#N/A	Galiin ovoo	14,406	Umnugobi	Gurvantes, Noyon	2006.04.18	2015.04.18
NABD	XV-011700	#N/A	Khundii	56,370	Umnugobi	Bulgan	2006.04.21	2015.04.21
Altan Rio mongolia	XV-011705	#N/A	Chandmani-3	17,498	Khovd	Darvi, Zereg, Chandmani	2006.04.24	2015.04.24

Legal entity name	Licence No	Mineral type	Area name	Area size	Province	District	Date issued	Expiration date
Nuudelchin Iron Resource	XV-011707	#N/A	Ulziit ovoo	2,057	Bulgan	Buregkhangai	2006.04.24	2015.04.24
EBG	XV-011727	#N/A	Tsagaan ovoo-1	325	Dornogobi	Dalanjargalan	2006.04.28	2015.04.28
EBG	XV-011728	#N/A	Tsagaan ovoo	676	Dornogobi	Dalanjargalan	2006.04.28	2015.04.28
Ariun-Ornokh	XV-011731	#N/A	Dund baruun urt	611	Tuv	Sergelen	2006.04.28	2015.04.28
JFC	XV-011745	#N/A	Uvuljuunii ekh	15	Khentii	Jargaltkhaan	2006.05.06	2016.05.06
Berkh resources	XV-011756	#N/A	Baga berkh	27,708	Arkhangai, Bulgan	Ugiinuur, Khashaat, Gurvanbulag	2006.05.12	2015.05.12
LKHA	XV-011797	#N/A	Tumurtolgoi-1	157	Darkhan-Uul	Khongor	2006.05.26	2016.05.26
T and P	XV-011837	#N/A	Toson uul	4,095	Dornogobi	Saikhandulaan, Ulaanbadrakh	2006.06.22	2015.06.22
MNCRI	XV-011843	#N/A	Uvurtsagaan-1	16,600	Umnugobi	Nomgon	2006.06.29	2015.06.29
Khavtsgait resources	XV-011845	#N/A	Khavtsgait	11,805	Sukhbaatar	Munkhkhaan	2006.06.30	2015.06.30
Altandornod Mongol	XV-011938	#N/A	Bumbatiin alag	11,815	Khovd	Darvi	2006.08.25	2015.08.25
Altandornod Mongol	XV-011939	#N/A	Tungalagiin khutul	2,180	Khovd	Darvi, Chandmani	2006.08.25	2015.08.25
Orkhontuulin khuder	XV-011947	#N/A	Orkhontuul	3,733	Selenge	Orkhontuul	2006.08.29	2015.08.29
MGMG	XV-011967	#N/A	Khonkhor	728	Selenge	Orkhontuul	2006.08.29	2015.08.29
Tsenbaylag	XV-011974	#N/A	Tavan tolgoi	9,718	Sukhbaatar	Bayandelger	2006.09.01	2015.09.01
Golden peak	XV-011982	#N/A	Bor tolgoi	2,889	Tuv	Sumber	2006.09.05	2015.09.05
Ogoomor-Alt	XV-011987	#N/A	Dushiin khudag	16,583	Dornogobi	Altanshiree	2006.09.05	2015.09.05
Monlaa	XV-011990	#N/A	Tolgod	4,128	Dornogobi	Khatanbulag	2006.09.05	2015.09.05
Narlagbayan Altai	XV-011999	#N/A	Bor khundii	2,283	Umnugobi	Bayandalai	2006.09.12	2015.09.12
Soninkhad	XV-012012	#N/A	Sonin khangai-1	4,987	Tuv	Bayantsogt	2003.09.17	2015.09.17
Tsevddeg	XV-012028	#N/A	Nalgarin deed am	610	Tuv	Sergelen	2006.09.19	2015.09.19
Alagtaitssetsen	XV-012034	#N/A	Ar bogol	1,123	Tuv	Arkhusht	2006.09.19	2015.09.19
Altandornod Mongol	XV-012050	#N/A	Tungalagiin khutul	4,356	Khovd	Darvi, Chandmani	2006.09.25	2015.09.25
Altandornod Mongol	XV-012051	#N/A	Taliin tolgoi	10,540	Khovd	Darvi	2006.09.25	2015.09.25
Berkh resources	XV-012053	#N/A	Tsatsag uul	3,683	Uvs	Turgen	2006.09.25	2015.09.25
Berkh resources	XV-012055	#N/A	Khar uul	2,750	Uvs	Naranbulag	2006.09.25	2015.09.25
Sinsere development	XV-012075	#N/A	Dund airag	186	Dornogobi	Airag	2006.09.29	2015.09.29
Tsakhirtsagaan gol	XV-012082	#N/A	Tsenkher gol	1,924	Khentii	Darkhan	2006.10.09	2015.10.09
Geomin shpat	XV-012093	#N/A	Devteeriin gol	1,106	Khentii	Darkhan	2006.10.09	2015.10.09
Anaeli	XV-012098	#N/A	Khashaatiin khundii	2,358	Gobi-Altai	Tsogt	2006.10.11	2015.10.11
Rich fluorite	XV-012109	#N/A	Shuvuut	2,044	Khentii	Batnorov	2006.10.18	2015.10.18
Shinemongol erdes	XV-012111	#N/A	Bayan khar uul	7,438	Umnugobi	Bayan-Ovoo, Khanbogd	2006.03.23	2015.03.23
FMI	XV-012115	#N/A	Alag uul	251	Umnugobi	Gurvantes	2006.10.18	2015.10.18
Barmatgaram	XV-012122	#N/A	Bayankhairkhan	537	Arkhangai	Chuluut	2006.10.18	2015.10.18
Beren group	XV-012129	#N/A	Bayan duurekh	404	Bulgan	Gurvanbulag	2006.10.24	2015.10.24
Berkh resources	XV-012135	#N/A	Bayajikh khudag	14,064	Uvs	Ulgii	2006.10.24	2015.10.24
Adiltsag	XV-012136	#N/A	Taliin ovoo	5,043	Umnugobi	Gurvantes	2006.10.24	2015.10.24
Niislel-Orgoo	XV-012139	#N/A	Doloon	931	Tuv	Sergelen	2006.10.25	2015.10.25
Focusmetal mining	XV-012141	#N/A	Zakhtsag uul	3,106	Bulgan	Buregkhangai	2006.10.25	2015.10.25
Aironvalli	XV-012148	#N/A	Zuun sair	5,951	Zavkhan	tsagaankhairkhan, tsagaanChuluut	2006.10.25	2015.10.25
Saikhhan-Orgil gold	XV-012149	#N/A	Taliin tolgoi	500	Tuv	Undurshiree	2006.10.25	2009.10.25
Tsevddeg	XV-012168	#N/A	Uliin khutul	1,348	Tuv	Sergelen	2006.11.06	2015.11.06
Mongol Alt MAK	XV-012171	#N/A	Khant	33	Tuv	Altanbulag	2006.11.06	2015.11.06
Venera-Altai	XV-012177	#N/A	Tsakhir	161	Gobi-Altai	Tugrug	2006.11.08	2015.11.08
Mongol Alt MAK	XV-012200	#N/A	Khuut	1,223	Dundgobi	Bayanjargalan, Gobi-Ugtaal, Gurvansaikhan	2006.11.09	2015.11.09
British mining	XV-012210	#N/A	Ikhangon	18,634	Bayankhongor	Shinejinst	2006.11.14	2015.11.14
Imai-amka	XV-012212	#N/A	Noyod	498	Selenge	Bayangol, Mandal	2006.11.14	2015.11.14
Ilch hujirt	XV-012221	#N/A	Khujiirt	4,759	Selenge	Tushig	2006.11.20	2015.11.20
Ikhtorgon jim	XV-012224	#N/A	Shivee tolgoi	4,024	Umnugobi	Khanbogd	2006.11.22	2015.11.22

Legal entity name	Licence No	Mineral type	Area name	Area size	Province	District	Date issued	Expiration date
Takhilgatgurvan saikhan	XV-012227	#N/A	Nariin khyriin nuruu	6,127	Khovd	Bulgan	2006.11.22	2015.11.22
Rich fluorite	XV-012233	#N/A	Murun	1,314	Khentii	Murun	2006.11.22	2015.11.22
Berkh resources	XV-012247	#N/A	Mergen uul	34,472	Khovd	Bulgan	2006.11.27	2015.11.27
Berkh resources	XV-012248	#N/A	Khujirt	31,261	Bayan-Ulgii	Bugat, Sagsai, Ulaankhus	2006.11.27	2015.11.27
Chinggisiin kharsh tsogtsolbor	XV-012250	#N/A	Zuramtain nuruu-1	7,537	Umnugobi	Bayandalai	2006.11.27	2015.11.27
Universal resources	XV-012253	#N/A	Urkhut	26,310	Bayankhongor	Bayangobi	2006.11.28	2015.11.28
Jarsan	XV-012259	#N/A	Tsagaan nuur	1,625	Dornod	Sergelen	2006.11.29	2015.11.29
Sinomgold Mongol	XV-012271	#N/A	Baga khalbagant	24,476	Bayankhongor	Bayanlig	2006.12.04	2015.12.04
Santaviach	XV-012286	#N/A	Shand bulag	1,783	Bayankhongor	Bayan-Ovoo	2006.12.13	2015.12.13
Santaviach	XV-012288	#N/A	Burkhantiin bulag	1,436	Bayankhongor	Bayan-Ovoo, Galuut	2006.12.13	2015.12.13
Erchim-Impeks	XV-012289	#N/A	Zuun davaa	1,945	Bayankhongor	Galuut	2006.12.13	2015.12.13
A H G metals group	XV-012304	#N/A	Bayanmod	2,287	Khentii	Tsenkhermandal	2007.01.02	2015.01.02
Mungunnavch	XV-012317	#N/A	Dojir uul	1,889	Khentii	Batnorov	2007.01.08	2016.01.08
Geo-Info	XV-012322	#N/A	Ulaan del	1,169	Uvs	Zavkhan	2007.01.08	2016.01.08
CMNM	XV-012323	#N/A	Ulaan tolgoi	43,795	Umnugobi	Nomgon	2007.01.08	2016.01.08
Tengriterra resources	XV-012350	#N/A	Khumug	1,982	Selenge	Tushig, tsagaannuur	2007.01.30	2016.01.30
Tengriterra resources	XV-012352	#N/A	Ukhaa uul	2,225	Gobi-Altai	Taishir	2007.01.30	2016.01.30
MGL resourtse	XV-012356	#N/A	Tsotsgonii mukhar	1,832	Tuv	Zaamar	2007.02.02	2016.02.02
Petrocoal	XV-012377	#N/A	Khoviliin khooloji	995	Tuv	Bayan, Bayanjargalan	2003.02.05	2015.04.01
Erdenejas	XV-012394	#N/A	Kharuul ovoo-5	14,374	Tuv	Altanbulag, Bayan-Unjuul	2005.03.09	2014.03.09
Mushgiakhudag metals	XV-012396	#N/A	Mushgia khudag	1,912	Umnugobi	Mandal-Ovoo	2003.05.11	2015.05.11
Urdkhutlag uul	XV-012400	#N/A	Urt khulag uul	628	Zavkhan, Uvs	Tes, Zuunkhangai	2006.04.18	2015.04.18
Mongolian Minerals Pity	XV-012404	#N/A	Jonshit	7,109	Sukhbaatar	Tuvshinshree	2007.04.16	2016.04.16
DarkhanGobi	XV-012407	#N/A	Khuren	42	Umnugobi	KhanKhongor	2007.04.18	2016.04.18
Geosan	XV-012416	#N/A	Bayanbulag	5,899	Bayan-Ulgii	Altantsugts	2007.04.18	2016.04.18
Asiagold mongolia	XV-012423	#N/A	Ulaankhud-1	19,625	Umnugobi	Khanbogd	2002.03.15	2014.03.15
Okhley-Iron	XV-012432	#N/A	Bayan-Undur	5,428	Dundgobi	Bayanjargalan, Gobi-Ugtaal	2007.04.30	2016.04.30
Hui De Mining	XV-012437	#N/A	Uvur Tsagaan-2	4,162	Umnugobi	Bayan-Ovoo, Nomgon	2005.12.20	2014.12.20
Asianlead	XV-012438	#N/A	Olonbulag-1	4,030	Khovd	Bulgan, Uynch	2007.05.04	2016.05.04
FMI	XV-012472	#N/A	Deliin khyr	753	Umnugobi	Gurvantes	2007.05.29	2016.05.29
GSB mining	XV-012479	#N/A	Tsookhoor	797	Khovd	Bulgan	2007.05.30	2016.05.30
Peabody Winsway resources	XV-012483	#N/A	Baruun noyon uul	22,071	Umnugobi	Noyon	2002.06.11	2016.03.22
Huafenggrunda	XV-012506	#N/A	Bayan	4,347	Umnugobi	Bayan-Ovoo	2007.06.18	2016.06.18
Mon-Ayaut	XV-012510	#N/A	Tsagaan chuluut	1,455	Tuv	Ugtaaltsaidam	2007.06.26	2016.06.26
Monmanagement	XV-012511	#N/A	Khadan khoshuu	698	Dornogobi	Dalanjargalan	2007.06.26	2016.06.26
Berkh resources	XV-012514	#N/A	Tsongol uul	16,061	Selenge	Eruu, Mandal	2007.06.26	2016.06.26
Altandornod Mongol	XV-012517	#N/A	Khevgiin nuruu	18,952	Bayankhongor	Khureemarl	2007.06.26	2016.06.26
Voyager Mineral resources	XV-012521	#N/A	Daltin uvur	792	Bayankhongor	Bumbugur	2007.07.02	2016.07.02
Unt-Ungu-t	XV-012522	#N/A	Khuuvurbulag	4,320	Dornod	Bayantumen	2007.07.02	2016.07.02
Gornyk	XV-012524	#N/A	Bor tolgoi	2,630	Bayankhongor	Jinst, Ulziit	2007.07.02	2016.07.02
Berkh resources	XV-012532	#N/A	Tsagaan undur	10,551	Sukhbaatar	Munkhkhhaan	2007.07.05	2016.07.05
FMI	XV-012536	#N/A	Tsagaan del	5,039	Sukhbaatar	Erdenetsagaan	2007.07.05	2016.07.05
FMI	XV-012540	#N/A	Uvur tal	4,057	Sukhbaatar	Sukhbaatar	2007.07.05	2016.07.05
Osokh khuch	XV-012556	#N/A	Tsagaan culuut	50	Selenge	Orkhontuul	2007.07.17	2016.07.17
MBRICK	XV-012560	#N/A	Uurkhain zuun kheseg	20	UB	Nalaikh	2007.07.19	2013.07.19
JIU KUANG INVESTMENT LIMITED	XV-012562	#N/A	Khuitnii gol	55	Darkhan-Uul	Khongor	2007.07.20	2016.07.20
Dorniin chuluulag	XV-012574	#N/A	Nuurstiin khutag	1,628	Sukhbaatar	Asgat	2007.07.25	2016.07.25
Khusmod	XV-012576	#N/A	Khus mod	248	Selenge	Tushig	2007.07.25	2016.07.25
Chiang Gang Yun Tong	XV-012581	#N/A	Shurguulga	1,151	Dundgobi	Bayanjargalan	2007.07.26	2016.07.26

Legal entity name	Licence No	Mineral type	Area name	Area size	Province	District	Date issued	Expiration date
Khiang Gang Yun Tong	XV-012582	#N/A	Kharaat	441	Dundgobi	Bayanjargalan	2007.07.26	2016.07.26
Khuree del	XV-012586	#N/A	Bayankhaan	310	Khentii	Batnorov, Kherlen	2007.07.30	2016.07.30
FMI	XV-012589	#N/A	Bukht	1,184	Sukhbaatar	Sukhbaatar	2007.07.30	2016.07.30
Burkit corporation	XV-012590	#N/A	Indert, Ikh Jargalan-1	645	Bayan-Ulgii	Bulgan	2007.07.31	2016.07.31
Bagsamjonshin	XV-012594	#N/A	Ikh berk	6,578	Bulgan	Gurvanbulag	2007.08.01	2016.08.01
Jon Yuan	XV-012596	#N/A	Airag uul	2,760	Zavkhan	Erdenekhairkhan	2007.08.01	2016.08.01
Buyanzorig	XV-012597	#N/A	Bayankhargana	2,900	Bayankhongor	Baatsagaan	2007.08.01	2016.08.01
OXO	XV-012598	#N/A	Bayan-Airag	9,349	Bayankhongor	Bayantsagaan	2007.08.01	2016.08.01
Enkh Tunkh Orchlon	XV-012600	#N/A	Khar servegen	50,022	Umnugobi	Noyon	2007.08.01	2016.08.01
Boldtomor yeroo gol	XV-012602	#N/A	Khongor-1	49	Darkhan-Uul, Selenge	Khongor, Saikhan	2007.08.01	2016.08.01
Eleet	XV-012614	#N/A	Sel	1,773	Selenge	Mandal	2007.08.03	2016.08.03
Bodonch Anar	XV-012615	#N/A	Borzon	9,531	Dornogobi	Khuvsgul	2007.08.03	2016.08.03
Bayarsgold	XV-012617	#N/A	Khuren khoshuunii uzuur	364	Uvurkhanga	Uyanga	2007.08.03	2016.08.03
Khuree del	XV-012620	#N/A	Nogoon khundii	85	Khentii	Batnorov	2007.08.06	2016.08.06
Sainzaluus	XV-012621	#N/A	Baruun gorkhiin khundii	1,951	Khentii	Binder	2007.08.06	2016.08.06
Khukh shargachin	XV-012625	#N/A	Bor tolgoi	558	Khentii	Darkhan	2007.08.09	2016.08.09
Guo Sheng tso., Ltd	XV-012626	#N/A	Namarjaa Tolgoi	8,982	Sukhbaatar	Bayandelger, Ongon	2007.08.09	2016.08.09
BSI	XV-012628	#N/A	Bayanburd	7,348	Bayankhongor	Ulzit	2007.08.09	2016.08.09
BSI	XV-012629	#N/A	Khukh ders-1	16,591	Bayankhongor	Buutsagaan	2007.08.09	2016.08.09
Eichh Es Di	XV-012645	#N/A	Bayan khar uul	1,383	Bulgan	Khishig-Undur	2007.08.20	2016.08.20
BIDWEtsAN	XV-012646	#N/A	Maikhant	2,579	Tuv	Bayantsogt, BayanChandmani	2007.08.20	2016.08.20
Etugen Eye	XV-012648	#N/A	Dalan	35,470	Umnugobi	Nomgon	2007.08.21	2016.08.21
Almanbumbat ovoo	XV-012649	#N/A	Tsakhir tsagaan uul	921	Bayankhongor	Bayan-Ovoo	2007.08.21	2016.08.21
GuChingiin alt	XV-012650	#N/A	Tsakhir uul	365	Bayankhongor	Bayan-Ovoo	2007.08.21	2016.08.21
Zulegttrade	XV-012655	#N/A	Zulegtei	3,570	Dornogobi	Ikh khet	2007.08.24	2016.08.24
Sidaquangei	XV-012656	#N/A	Tumurtei-2	238	Khentii	Darkhan	2007.08.27	2016.08.27
NAPL	XV-012659	#N/A	Bayankhoshuu	646	Umnugobi	Mandal-Ovoo	2007.09.27	2016.09.27
CCEM	XV-012662	#N/A	Navtgar uul	105,326	Umnugobi	Bayan-Ovoo, Nomgon, KhanKhongor	2007.08.27	2016.08.27
NBNGT	XV-012673	#N/A	Khukh tolgoi	1,736	Bayankhongor	Bayan-Undur, Shinejinst	2004.11.03	2018.01.03
Altsalli metal mongolia	XV-012685	#N/A	Khukh del	12,411	Dundgobi	Ulzit	2007.09.06	2015.09.06
FVSP	XV-012691	#N/A	Sairiin am	11,296	Khovd	Zereg	2007.09.11	2016.09.11
Gobikhurakh	XV-012692	#N/A	Bulag shand	5,441	Dundgobi	Luus	2007.09.11	2016.09.11
Afro Asia Minerals	XV-012702	#N/A	Naran	25,640	Gobi-Altai	Delger, Esunbulag, Taishir, Khaliun	2007.09.11	2016.09.11
Wealth Exploration	XV-012703	#N/A	Bor tolgoi	11,907	Dornod	Choibalsan	2007.09.12	2016.09.12
Treasure Exploration	XV-012704	#N/A	Gandan shil	22,476	Dornod	Dashbalbar	2007.09.12	2016.09.12
Imperial metal group	XV-012705	#N/A	Tsoonogtiin shil	22,763	Dornod	Choibalsan	2007.09.12	2016.09.12
Troigobi	XV-012707	#N/A	Suvraga	3,663	Sukhbaatar	Sukhbaatar	2007.09.12	2016.09.12
UragshlakhGobi	XV-012712	#N/A	Uneetiin del	2,101	Sukhbaatar	Sukhbaatar	2007.09.13	2016.09.13
Five hills resources LLC	XV-012715	#N/A	Tsagaan ereg	914	Bayan-Ulgii	Tolbo	2007.09.14	2016.04.11
Topazstone mining	XV-012720	#N/A	Zalaa	163	Dornogobi	Saikhandulaan	2007.09.18	2016.09.18
Altaigold	XV-012722	#N/A	Senjitiin khyar	586	Gobi-Altai	Altai	2007.09.18	2016.09.18
Sanchuan shanriu	XV-012727	#N/A	Chuluut	3,404	Sukhbaatar	Erdenetsagaan	2006.08.29	2015.08.29
Lkhagvajin	XV-012730	#N/A	Khaliun	7,240	Tuv	Ugtaaltsaidam	2007.09.24	2016.09.24
MH and AKHAS	XV-012731	#N/A	Mungun tseej	1,670	Arkhangai	Tuvshruulekh	2007.09.24	2016.09.24
Khuchzhengkai	XV-012737	#N/A	Urt-2	6,122	Sukhbaatar	Sukhbaatar	2007.09.25	2016.09.25
Newgolden tsrown	XV-012738	#N/A	Nomgon	5,400	Bulgan	Saikhan	2007.09.26	2015.07.23
Newgolden tsrown	XV-012739	#N/A	Burged tolgoi	1,391	Dornod	Khulunbuir	2007.09.26	2015.07.23
Borolzoi	XV-012743	#N/A	Tsavchirgiin khet	548	Dundgobi	Erdenedalai	2007.09.27	2016.09.27

Legal entity name	Licence No	Mineral type	Area name	Area size	Province	District	Date issued	Expiration date
Naranbulag shim	XV-012759	#N/A	Khashaatiin khar	3,174	Uvs	Naranbulag	2007.09.27	2016.09.27
JDBN	XV-012762	#N/A	Aarag khundii	10,417	Umnugobi	Gurvantes	2007.10.03	2016.10.03
JPF	XV-012772	#N/A	Salkhit	12,468	Dundgobi	Gurvansaikh, Deren	2007.10.05	2016.10.05
JPF	XV-012773	#N/A	Khaiguul-1	12,045	Dundgobi	Gurvansaikh, Deren	2007.10.05	2016.10.05
TroiGobi	XV-012778	#N/A	Shar tolgoi-1	5,041	Sukhbaatar	Sukhbaatar	2007.10.05	2016.10.05
Nomunbogd	XV-012785	#N/A	Undur ulaan	11,996	Bulgan	Bayannuur, Dashinchilen	2007.10.08	2016.10.08
MCCM	XV-012793	#N/A	Arvijikh	7,058	Dundgobi	Delgerkhantai	2007.10.09	2016.10.09
Khoskhatad	XV-012795	#N/A	Dov	1,342	Zavkhan	Yaruu	2007.10.09	2016.10.09
Lovonko	XV-012798	#N/A	Ar bulag	1,225	Dornogobi	Dalanjargalan	2007.10.09	2016.10.09
Mongolian rontage energy	XV-012799	#N/A	Khamariin uzuur	15,712	Umnugobi	Tsogtsetsii	2007.10.09	2016.10.09
Bilguun-Erdes	XV-012800	#N/A	khar tolgoi	3,975	Gobi-Altai	Erdene	2007.10.10	2016.10.10
Darkhan-Airont	XV-012807	#N/A	Buurai	46	Darkhan-Uul	Khongor	2007.10.11	2016.10.11
ZBAA	XV-012809	#N/A	Khovd gol	4,637	Bayan-Ulgii	Tsengel	2007.10.12	2016.10.12
Chilchig gol	XV-012816	#N/A	Chilchigiin gol	250	Khuvsgul	Burentogtokh	2007.10.15	2016.10.15
M and M	XV-012818	#N/A	Mukhar	2,605	Dornod	Dashbalbar	2007.10.15	2016.10.15
Khuree del	XV-012827	#N/A	Khairkhan	741	Khentii	Norovlin	2007.10.16	2016.10.16
FJPM	XV-012829	#N/A	Shar khad	1,003	Sukhbaatar	Tumentsogt	2007.10.16	2016.10.16
Khentii aimag dakhi Shuukhiin Shiidver Bieluuulekh Alba	XV-012830	#N/A	Sonduult	145	Khentii	Bayankhutag	2007.10.16	2016.10.16
Bayan-Undruul	XV-012831	#N/A	Nalaikh ord	27	UB	Nalaikh	2007.10.16	2016.10.16
BLBC	XV-012835	#N/A	Bor tal	1,024	Dundgobi, Tuv	Adaatsag, Buren	2007.10.16	2016.10.16
DBTX	XV-012836	#N/A	Derstei	585	Dornogobi	Urgun	2007.10.16	2016.10.16
DBTX	XV-012837	#N/A	Suu tolgoi	937	Dornogobi	Urgun	2007.10.16	2016.10.16
Goldentsastle	XV-012842	#N/A	Khukh bulgiin khundii	1,806	Bayankhongor	Bumbugur	2007.10.18	2016.10.18
Newbellow	XV-012851	#N/A	Khar tolgoi	2,874	Sukhbaatar	Tuvshinshree	2007.10.18	2016.10.18
Argatai	XV-012853	#N/A	Ulaan tolgoi	42	Dundgobi	Bayanjargalan	2007.10.18	2016.10.18
Argatai	XV-012854	#N/A	Shine-Uls	87	Dundgobi	Bayanjargalan, Gobi-Ugtaal	2007.10.18	2016.10.18
Sodgazar	XV-012862	#N/A	Balt khundii	7,733	Dornogobi	Urgun	2007.10.23	2016.10.23
Ortchlön-Ord	XV-012881	#N/A	Tolgoit-Uul	3,887	Selenge	Javkhilant	2007.10.26	2016.10.26
Jinshiumenguguoji	XV-012882	#N/A	Khar tolgod	5,679	Umnugobi	Nomgon	2007.10.26	2016.10.26
Jireglekhgerel	XV-012886	#N/A	Khadagtai	654	Khentii	Tsenkhermandal	2007.10.29	2016.10.29
AUC	XV-012898	#N/A	Unukhkukh	15,336	Dundgobi	Undurshil	2007.10.29	2016.10.29
AUC	XV-012900	#N/A	Ugtaal	1,119	Dundgobi	Gobi-Ugtaal	2007.10.29	2016.10.29
Bucorp	XV-012907	#N/A	Khutul Tsagaan	4,215	Dundgobi	Gurvansaikh	2007.10.29	2016.10.29
OTH	XV-012926	#N/A	Tevsh-2	647	Dundgobi	Saintsagaan	2007.11.12	2016.11.12
OTH	XV-012927	#N/A	Tevsh	1,833	Dundgobi	Saintsagaan	2007.11.12	2016.11.12
Terra energy	XV-012929	#N/A	Tsakhiiurt gobi	32,023	Dundgobi	Delgerkhantai, Khuld, Erdenedalai	2007.11.13	2016.11.13
ML Tsahiurt Ovoo	XV-012932	#N/A	Asgat-2	918	Sukhbaatar	Khalzan	2007.11.13	2016.11.13
Orchlön-Ord	XV-012939	#N/A	Ikh saran	5,828	Dundgobi	Gobi-Ugtaal	2007.11.13	2016.11.13
VENFU	XV-012940	#N/A	Tsagaan enger	2,039	Khovd	Uynch	2007.11.13	2016.11.13
VENFU	XV-012941	#N/A	Tsagaan tolgod	12,181	Khovd	Munkhkhairkhan	2007.11.13	2016.11.13
Newsimin resources	XV-012943	#N/A	Khongor uul	4,864	Bayankhongor	Jinst	2007.11.14	2016.11.14
Zuulun chuluu	XV-012951	#N/A	Zuun avdrant	1,510	Tuv	Bayandelger, Erdene	2007.11.14	2017.09.22
MEA	XV-012955	#N/A	Khukh del	60	Dornogobi	Dalanjargalan	2007.11.15	2016.11.15
South gobi black gold	XV-012956	#N/A	Asariin shand	22,474	Umnugobi	Manlai	2007.11.15	2016.11.15
South gobi blatck gold	XV-012957	#N/A	Kharaat uul	7,524	Umnugobi	Manlai	2007.11.15	2016.11.15
Peak Yuris	XV-012965	#N/A	Burgast	872	Dornod	Dashbalbar	2007.11.20	2016.11.20
Universal mineral Exploration	XV-012966	#N/A	Baruun khundlun	11,746	Gobi-Altai	Tonkhil	2007.11.20	2016.11.20
General metals minerals	XV-012967	#N/A	Sunder	2,735	Uvs	Naranbulag	2007.11.20	2016.11.20

Legal entity name	Licence No	Mineral type	Area name	Area size	Province	District	Date issued	Expiration date
Southgobi fortuna	XV-012989	#N/A	Zugit	200	Tuv	Undurshiree	2007.11.22	2016.11.22
Southgobi fortuna	XV-012990	#N/A	Togoot	3,859	Umnugobi	Nomgon	2007.11.22	2016.11.22
T and P	XV-012991	#N/A	Bayantsogt	2,741	Sukhbaatar	Tumentsogt	2007.11.22	2016.11.22
Taliin Jiguur	XV-012993	#N/A	Tsagaan chuluut	28,489	Dornod	Bayantumen, Bulgan	2007.11.23	2016.11.23
Gobi-Enterprise	XV-012995	#N/A	Khoit Ulaan	721	Gobi-Altai	Esunbulag	2007.11.23	2016.11.23
FVSP	XV-012998	#N/A	Ulaan khavtsal	46,609	Khovd	Darvi, Zereg	2007.11.22	2016.11.22
FVSP	XV-012999	#N/A	Botgon	50,683	Khovd	Zereg, Mankhan, munkhkhairkhan, Must	2007.11.22	2016.11.22
Munkhiin ulaan uul	XV-013005	#N/A	Shokhoit-2	4,488	Sukhbaatar	Sukhbaatar	2007.11.27	2016.11.27
Bayan airag Exploration	XV-013019	#N/A	Baruun-Bortolgoi-1	1,148	Zavkhan	Durvuljin, Zavkhanmandal, Erdenekhairkhan	2003.01.16	2015.01.16
Narlagbayan Altai	XV-013020	#N/A	Khan uul	427	Uvurkhangai	Nariinteel	2006.12.13	2015.12.13
Khangainjinchlei	XV-013026	#N/A	Tsagaan salaa	4,536	Bayan-Ulgii	Tsengel	2007.12.05	2016.12.05
Orangetsamkhag	XV-013036	#N/A	Urd zahtsag	1,482	Bulgan	Buregkhangai	2007.12.07	2016.12.07
Niislel-Orgoo	XV-013042	#N/A	Takhilt	117	UB	Songinokhairkhan	2007.12.11	2016.12.11
Peabody Winsway resources	XV-013045	#N/A	Engeriin tolgod	8,311	Dornogobi	Altanshiree	2007.12.12	2016.12.12
Khong chang li	XV-013047	#N/A	Mandal	83	Khentii	Tsenkhermandal	2007.12.12	2016.12.12
IND	XV-013052	#N/A	Shand	13,170	Bayankhongor	Ulziit, Erdenetsogt	2007.12.19	2016.12.19
IND	XV-013053	#N/A	Salkhit	3,741	Bayankhongor	Bayan-Ovoo, Bumbergur	2007.12.19	2016.12.19
Teeliin shonkhor	XV-013054	#N/A	Ar tuntger	29	Darkhan-Uul	Darkhan, Khongor	2007.12.19	2016.12.19
Dun-Erdene	XV-013057	#N/A	Rashaant	42	Dornod	Bayandun	2007.12.19	2016.12.19
NABD	XV-013060	#N/A	Khas burgast	3,114	Khentii	Binder, Umnudelger	2007.12.19	2016.12.19
NKMML	XV-013061	#N/A	Khoid	3,035	Tuv	Erdene	2006.02.09	2015.02.09
NKMML	XV-013062	#N/A	Baatar	528	Tuv	Erdene	2006.02.09	2015.02.09
NKMML	XV-013063	#N/A	Jargalant	262	Tuv	Erdene	2006.11.13	2015.11.13
NKMML	XV-013064	#N/A	Salaa	829	Tuv	Erdene	2006.11.13	2015.11.13
Togos chultem	XV-013068	#N/A	Tsogt	2,260	Tuv	Erdene	2007.12.20	2016.12.20
Tserdiin tal	XV-013069	#N/A	Uguumur	2,932	Gobi-Altai	Tugrug	2007.12.20	2016.12.20
Tserdiin tal	XV-013070	#N/A	Uguumur-1	83	Gobi-Altai	Tugrug	2007.12.20	2016.12.20
Zutgeltgun	XV-013077	#N/A	Nokhoin khoshuunii am	15,558	Gobisumber	Sumber	2007.12.21	2016.12.21
Temtel	XV-013083	#N/A	Khujiirt	2,817	Dundgobi	Adaatsag	2007.12.21	2016.12.21
Boshigtkhairkhan	XV-013086	#N/A	Tsairt	5,287	Sukhbaatar	Sukhbaatar	2007.12.24	2016.12.24
Baigaliin unet chuluu	XV-013087	#N/A	Khutul	3,833	Dornogobi	Urgun	2007.12.24	2016.12.24
City DN service	XV-013089	#N/A	Khoyor chuluut	11,390	Dornogobi	Mandakh	2007.12.24	2016.12.24
Niisleltrade	XV-013090	#N/A	Gun	8,551	Dornogobi	Mandakh	2007.12.24	2016.12.24
Niisleltrade	XV-013091	#N/A	Dangiin ovoo	51,140	Dornogobi	Mandakh, Saikhandulaan	2007.12.24	2016.12.24
Niisleltrade	XV-013092	#N/A	Oortsog	7,773	Dornogobi	Mandakh	2007.12.24	2016.12.24
Khemchig gold	XV-013101	#N/A	Kho tolgoi	2,609	Bayan-Ulgii	Altantsugts	2007.12.26	2016.12.26
Namuuntod	XV-013107	#N/A	Derst tolgoi	3,762	Umnugobi	Gurvantes	2007.12.26	2015.12.26
Namuuntod	XV-013108	#N/A	Tost-1	1,283	Umnugobi	Gurvantes	2007.12.26	2015.12.26
Monkhiin nomkhon dalai	XV-013109	#N/A	Shavan uul	8,271	Umnugobi	Gurvantes	2007.12.26	2015.12.26
MGCK	XV-013110	#N/A	Nomgon-3	1,762	Umnugobi	Nomgon, Khurmen	2007.12.26	2016.12.26
Tianjinsanjo	XV-013111	#N/A	Nomgon-1	2,391	Umnugobi	Nomgon	2007.12.26	2015.08.06
NMES	XV-013113	#N/A	Kharaat-2	642	Dundgobi	Bayanjargalan	2007.12.26	2016.12.26
Gun tushig	XV-013117	#N/A	Galutiin uul	445	Gobi-Altai	Erdene	2007.12.26	2016.12.26
Olgoibulag	XV-013122	#N/A	Tukhum	388	Sukhbaatar	Sukhbaatar	2007.12.29	2016.12.29
Kharkhorum suld	XV-013124	#N/A	lkh bulag	124	Tuv	Bayan	2008.01.02	2017.01.02
Gobiin yertonts	XV-013131	#N/A	Shar bulag	2,334	Tuv	Bayandelger	2008.01.02	2017.01.02
Nutgiin khash	XV-013138	#N/A	Yrgait	628	Uvs	Umnugobi	2008.01.04	2017.01.04
Urtkhoshuu	XV-013147	#N/A	Umnut	525	Dornogobi	Urgun	2008.01.07	2017.01.07
Nagaaranz	XV-013150	#N/A	Ulaan chuluut	15,557	Sukhbaatar	Sukhbaatar	2008.01.09	2017.01.09

Legal entity name	Licence No	Mineral type	Area name	Area size	Province	District	Date issued	Expiration date
Jenri	XV-013154	#N/A	Undur tolgoi-2	154	Bayankhongor	Bumbugur	2008.01.10	2017.01.10
Ochir-Adiyaa	XV-013155	#N/A	Boginii am	73	Tuv	Altanbulag	2008.01.10	2017.01.10
Tumurtolgoi	XV-013157	#N/A	Soronzon	2,440	Umnugobi	Bulgan	2006.01.12	2018.01.12
Erel	XV-013164	#N/A	lkx uvhuudug uuliin khundii	5,122	Khovd	Bulgan	2008.01.14	2017.01.14
ADAE	XV-013166	#N/A	Erdenetsagaan	34,405	Sukhbaatar	Erdenetsagaan	2008.01.14	2018.01.14
Goldentsave	XV-013167	#N/A	Serven uul	715	Tuv	Tseel	2008.01.14	2017.01.14
Interglobal	XV-013168	#N/A	Javkhant	100,558	Gobi-Altai	Altai	2008.01.15	2017.01.15
Agrocorp	XV-013176	#N/A	Nuuriin tagt	300	Selenge	Khuder	2008.01.18	2017.01.18
Sameh	XV-013189	#N/A	Delger	5,993	Dundgobi	tsagaandelger	2008.01.25	2017.01.25
Anuunsuvd	XV-013193	#N/A	Mandakh	344	Tuv	BatSumer	2008.01.25	2017.01.25
Mongolian rontage energy	XV-013194	#N/A	Uurt	812	Tuv	Bayan-Unjuul	2008.01.25	2017.01.25
Monkhkhash	XV-013196	#N/A	Tsagaan del	6,911	Dornogobi	Delgerekh	2008.01.25	2017.01.25
M and M	XV-013198	#N/A	Mukhar-2	728	Dornod	Dashbalbar	2008.01.25	2017.01.25
Egshigient-Uul	XV-013211	#N/A	Khar chuluut	10,940	Dornogobi	Urgun	2008.01.29	2017.01.29
Amikagold	XV-013216	#N/A	Khuurai khundii	46	Dornod	Bayandun	2008.01.30	2017.01.30
Badmaaragkhash	XV-013220	#N/A	Sain khuuvur	21,297	Sukhbaatar	Erdenetsagaan	2008.01.31	2017.01.31
Shyvyiin khar yyl	XV-013224	#N/A	Bayan khairkhan	4,217	Zavkhan	Zavkhanmandal	2008.02.01	2017.02.01
Dorninshim	XV-013225	#N/A	Oyut togoo	14,273	Khovd	Myngad	2008.02.01	2017.02.01
Davaat	XV-013243	#N/A	Enger-1	852	Bayan-Ulgii	Altai	2006.03.28	2015.03.28
TroiGobi	XV-013247	#N/A	Ar nuur	6,544	Sukhbaatar	Sukhbaatar	2008.02.13	2017.02.13
Shineshivee	XV-013250	#N/A	Shivee-2	613	Gobisumber	Shiveegobi	2004.11.25	2013.11.25
Shineshivee	XV-013251	#N/A	Shivee-1	549	Gobisumber, Dornogobi	Shiveegobi, Dalanjargalan	2004.11.25	2013.11.25
Rezeboirtungs	XV-013255	#N/A	Ongon khairkhan-1	1,896	Tuv	Buren	2006.01.09	2015.01.09
Gobi-Ereen	XV-013259	#N/A	Nuurst uul-3	7,725	Uvs	Turgen	2008.02.15	2017.02.15
DBTX	XV-013268	#N/A	Gashuun	3,683	Dundgobi	Delgerkhangai	2008.02.18	2017.02.18
Tavantolgoi trans	XV-013281	#N/A	Adag bayangiin khudag'	1,502	Umnugobi	Bayan-Ovoo	2008.02.20	2017.02.20
Jintaida	XV-013285	#N/A	Oyut	24,070	Umnugobi	Manlai	2008.02.22	2017.02.22
FHL	XV-013314	#N/A	Alag uul	8,118	Gobi-Altai	Sharga	2008.02.28	2017.02.28
FHL	XV-013315	#N/A	Ulziit uul	2,583	Gobi-Altai	Tugrug	2008.02.28	2017.02.28
FHL	XV-013316	#N/A	Ugalziin khundii	7,674	Gobi-Altai	Tugrug	2008.02.28	2017.02.28
Narlagbayan Altai	XV-013317	#N/A	Khatuugiin gol	1,789	Gobi-Altai	Tonkhil	2008.02.28	2017.02.28
Narlagbayan Altai	XV-013318	#N/A	Tsagaan tolgoi	2,256	Gobi-Altai	Taishir	2008.02.28	2017.02.28
Tengriterra resources	XV-013325	#N/A	Oortsog	37,807	Dornogobi, Dundgobi	Mandakh, Ulziit	2008.02.28	2017.02.28
Gobi-Enterprise	XV-013328	#N/A	Senjitiin zuun	6,662	Gobi-Altai	Altai, Tsogt	2008.02.28	2017.02.28
Great East Minerals	XV-013329	#N/A	EE-36	21,763	Sukhbaatar	Munkhkhaan	2008.02.28	2017.02.28
Orchlon-Ord	XV-013336	#N/A	Buyant	12,427	Zavkhan	Otgon	2008.03.03	2017.03.03
UrgakhGobi	XV-013337	#N/A	Oldvor	66	Dornogobi	Sainshand	2008.03.03	2017.03.03
Gangangyalbaa	XV-013341	#N/A	Tsogt ovoo	2,498	Bulgan	Teshig	2008.03.03	2017.03.03
Terra-energy	XV-013352	#N/A	Shar uul	19,102	Umnugobi	Gurvantes, Noyon, Sevrei	2008.03.05	2017.03.05
Bayjmal-Alt	XV-013354	#N/A	Shand bulag	1,293	Bayankhongor	Bayan-Ovoo	2006.12.13	2015.12.13
Gobi-Geo	XV-013355	#N/A	Khar serve	5,353	Dornod	Matad	2008.03.06	2017.03.06
Titan-Ord	XV-013356	#N/A	Sairiin ukhaa	436	Sukhbaatar	Erdenetsagaan	2008.03.06	2017.03.06
EOS	XV-013360	#N/A	Ukher uul	269	Tuv	Tseel	2008.03.10	2017.03.10
EOS	XV-013361	#N/A	Ukher uul	747	Tuv	Tseel	2008.03.10	2017.03.10
Khuon-Yuan	XV-013370	#N/A	Bor tolgoi	2,868	Umnugobi	Nomgon, Khurmen	2008.03.14	2017.03.14
Khuon-Yuan	XV-013371	#N/A	Khar ovoo	6,773	Umnugobi	Gurvantes	2008.03.14	2017.03.14
Junguo kianfajan	XV-013385	#N/A	Khuiten	563	Bayan-Ulgii	Deluun	2008.03.19	2017.03.19

Legal entity name	Licence No	Mineral type	Area name	Area size	Province	District	Date issued	Expiration date
Erdenegips	XV-013386	#N/A	shireegiin khundii	1,764	Dundgobi	Delgerkhantai	2008.03.19	2017.03.19
Orchlon-Ord	XV-013388	#N/A	Ulaan bogoch uul	2,332	Zavkhan	Otgon	2008.03.19	2017.03.19
khurenbelchir	XV-013393	#N/A	Zest tolgoi	9,408	Umnugobi	Manlai	2008.03.20	2017.03.20
Thundertsap	XV-013395	#N/A	Zest	2,198	Umnugobi	Tsogt-Ovoo	2008.03.20	2017.03.20
EBG	XV-013400	#N/A	Shar khad	195	Khentii	Batnorov	2007.09.18	2016.09.18
Peninsula mining	XV-013402	#N/A	Mungut	2,087	Arkhangai	Ikhtamir	2008.03.21	2017.03.21
Kherlengoliin uils	XV-013405	#N/A	Khoid khongor	2,153	Dornogobi	Airag, Dalanjargalan	2008.03.21	2017.03.21
Kherlengoliin uils	XV-013406	#N/A	Umnut	600	Dornogobi	Airag	2008.03.21	2017.03.21
Gobi nutgiin baylag	XV-013413	#N/A	Zavsar	97,408	Umnugobi	Bayandalai, Noyon	2008.03.24	2017.03.24
BayarsConstruction	XV-013415	#N/A	Khukh del	221	Dornogobi	Dalanjargalan	2008.03.24	2017.03.24
Shuvuun-Uul	XV-013416	#N/A	Bayankhairkhan	449	Zavkhan	Zavkhanmandal	2008.03.24	2017.03.24
Uganogold	XV-013419	#N/A	Shar ovoo	43,390	Umnugobi	Bayan-Ovoo, Nomgon	2008.03.25	2017.03.25
Hera-Investment	XV-013422	#N/A	Gishuun-2	30	UB	Khan-Uul	2006.06.08	2015.06.08
Lightwork	XV-013423	#N/A	Khar ymaat	41	Darkhan-Uul	Shariingol	2008.03.26	2017.03.26
Tsavdan-impeks	XV-013425	#N/A	Tsavdan-1	97	Uvs	Zuunkhangai	2008.03.26	2017.03.26
Maintomor	XV-013428	#N/A	Mogoitiin ar	881	Dornogobi	Dalanjargalan	2008.03.26	2017.03.26
Gallant star	XV-013429	#N/A	Khashaatiin gobi	8,090	Dornogobi	Sainshand, Ulaanbadrakh	2008.03.27	2017.03.27
BXXB	XV-013431	#N/A	Undur dov	11,616	Dornogobi	Urgun	2008.03.27	2017.03.27
BXXB	XV-013432	#N/A	Nuurent	13,219	Dornogobi	Airag	2008.03.27	2017.03.27
BXXB	XV-013433	#N/A	Khar airag ovoo	6,412	Dornogobi	Airag	2008.03.27	2017.03.27
SMI	XV-013436	#N/A	Bor khooloi	1,152	Bulgan	Saikhan	2008.03.28	2017.03.28
Cottage barilga	XV-013439	#N/A	Davst	152	UB	Nalaikh	2008.03.28	2017.03.28
Orchlon-Ord	XV-013443	#N/A	Artsat tsunheg	5,960	Bayan-Ulgii	Tolbo	2008.03.28	2017.03.28
Ilchit metal	XV-013459	#N/A	Ereenii ikher uul-2	528	Bulgan	Saikhan	2008.04.02	2017.04.02
Grandhaski international	XV-013464	#N/A	Ukhaa	3,767	Umnugobi	Mandal-Ovoo	2008.04.03	2017.04.03
Sumber-Ord	XV-013473	#N/A	Undur suuj	158	Dundgobi	tsagaandelger	2008.04.07	2017.04.07
Orchlon-Ord	XV-013474	#N/A	Shivee-1	6,422	Gobi-Altai	Tseel	2008.04.07	2017.04.07
Goldengobi Mining	XV-013476	#N/A	Baruun tsokhio	38,569	Umnugobi	Nomgon, Khurmen	2008.04.07	2017.04.07
Azargiin gol chonot	XV-013490	#N/A	Khukh chuluutiin am	13,272	Bulgan	Selenge, Teshig	2008.04.07	2014.04.07
Gobi-Ereen	XV-013493	#N/A	Tsagaan tolgoi	251	Bayan-Ulgii	Deluun	2008.04.08	2017.04.08
Sidaquangei	XV-013496	#N/A	Bayantsogt	28,031	Sukhbaatar	Erdenetsagaan	2008.04.08	2017.04.08
MURC	XV-013497	#N/A	Mergen shuvuu-1	3,204	Selenge	Bayangol, Orkhon	2008.04.09	2017.04.09
MURC	XV-013498	#N/A	Mergen shuvuu-2	1,559	Selenge	Orkhon	2008.04.09	2017.04.09
Gunnutulga	XV-013503	#N/A	Khimi-2	183	UB	Bagakhangai	2008.04.09	2017.04.09
Orchlon-Ord	XV-013517	#N/A	Khust	10,835	Dornod	Bayan-Uul	2008.04.10	2017.04.10
Longline	XV-013518	#N/A	Urtiin gol	40	UB	Bagakhangai	2008.04.10	2017.04.10
Altain huder	XV-013526	#N/A	Chandmani-Undur	7,255	Gobi-Altai	Tseel	2005.08.30	2017.08.30
Khokh kharkhiraa	XV-013536	#N/A	Khar	1,033	Umnugobi	Nomgon	2008.04.11	2017.04.11
Bilegtkhairkhan uul	XV-013544	#N/A	Khar toitom	29,549	Dundgobi	Gurvansaikhan, Ulziit, Saintsagaan	2008.04.15	2017.04.15
FMI	XV-013551	#N/A	Ulaan ovoo	9,675	Dornogobi, Umnugobi	Mandakh, Manlai	2008.04.15	2017.04.15
FMI	XV-013552	#N/A	Khukh ovoot	5,629	Umnugobi	Manlai	2008.04.15	2017.04.15
BXXB	XV-013557	#N/A	Noodoin ulaan nuur	5,595	Dornogobi	Airag, Saikhandulaan	2008.04.17	2017.04.17
BXXB	XV-013561	#N/A	Unegediin ulaan nuur	18,674	Dornogobi	Saikhandulaan	2008.04.17	2017.04.17
Zavtaj	XV-013567	#N/A	Onidolt	417	Uvurkhangai	Uyanga	2008.04.18	2017.04.18
Tuya-Undram	XV-013570	#N/A	Dalangiin gashuun	915	Dornogobi	Dalanjargalan	2008.04.18	2017.04.18
Tuya-Undram	XV-013571	#N/A	Zuun dalan	2,146	Dornogobi	Dalanjargalan	2008.04.18	2017.04.18
Energy Empire	XV-013572	#N/A	Arsain sair	44	Uvs	Tarialan	2008.04.18	2017.04.18
Niquaero	XV-013576	#N/A	Khoid Darviin nuruu	15,380	Gobi-Altai, Khovd	Darvi, Darvi	2008.04.21	2017.04.21
Niquaero	XV-013577	#N/A	Darviin nuruu	3,826	Gobi-Altai	Darvi	2008.04.21	2017.04.21

Legal entity name	Licence No	Mineral type	Area name	Area size	Province	District	Date issued	Expiration date
Blackrock	XV-013580	#N/A	Tumurtiin am	1,080	Khuvsgul	Burentogtokh	2008.04.21	2017.04.21
BDBL	XV-013581	#N/A	Urtiin am	541	Uvurkhanga	Nariinteel	2008.04.21	2017.04.21
FVSP	XV-013593	#N/A	Zuulun tolgoi	121,227	Gobi-Altai	Altai, Tsogt, Tseel	2008.04.22	2017.04.22
FVSP	XV-013594	#N/A	Zegestein tal	14,144	Gobi-Altai	Altai	2008.04.22	2017.04.22
FVSP	XV-013595	#N/A	Zaraa tolgoi	32,948	Gobi-Altai	Altai	2008.04.22	2017.04.22
FVSP	XV-013596	#N/A	Khukh undur	7,967	Gobi-Altai	Tseel	2008.04.22	2017.04.22
FVSP	XV-013598	#N/A	Zegestein tal	183,145	Gobi-Altai	Altai	2008.04.22	2017.04.22
FVSP	XV-013599	#N/A	Bodiin uzuur	11,312	Khovd	Darvi	2008.04.22	2017.04.22
Peabody Winsway resources	XV-013601	#N/A	Bayan uul	15,381	Umnugobi	Noyon	2008.04.23	2017.04.23
Kingdaimond	XV-013603	#N/A	Shandiin uul	6,039	Dornogobi	Khatanbulag	2008.04.23	2017.04.23
Kraton	XV-013607	#N/A	Khongil tsav	3,220	Dornogobi	Urgun	2008.04.23	2017.04.23
IBEX land mongolia	XV-013615	#N/A	Khundlun	14,291	Dornogobi	Mandakh	2008.04.29	2017.04.29
Mass-Invest	XV-013616	#N/A	Bayantsogt	1,159	Khentii	Umnudelger, Kherlen	2008.04.29	2015.07.23
Ih huren tolgoi	XV-013618	#N/A	Khukh uzuur-2	19,917	Dornogobi	Saikhandulaan	2008.04.29	2017.04.03
Bulgan-Erdes	XV-013622	#N/A	Shiveet	9,419	Uvs	Naranbulag, Ulgii, Umnugobi	2008.04.29	2017.04.29
Bayasourtse	XV-013623	#N/A	Shar bulag	4,482	Uvs	Umnugobi	2008.04.29	2017.04.29
Darigangiin ikh tal	XV-013624	#N/A	Bayajikhiin khudag	21,313	Uvs	Naranbulag, Ulgii	2008.04.29	2017.04.29
Umnii ikh tal	XV-013625	#N/A	Suuju nuur	20,518	Uvs	Naranbulag, Ulgii	2008.04.29	2017.04.29
EOS	XV-013629	#N/A	Lun ikher uul	2,127	Tuv	Tseel	2008.04.30	2017.04.30
Khurgataikhaikhan	XV-013636	#N/A	Ovoot	880	Khuvsgul	Tsetserleg	2008.05.01	2017.05.01
Otshirneule	XV-013637	#N/A	Khar tolgoi	1,442	Dornod	Dashbalbar	2008.05.02	2017.05.02
Chinbolai	XV-013638	#N/A	Shivertiin rashaan	3,482	Arkhangai	BatTsengel	2008.05.07	2017.05.07
Mizu	XV-013648	#N/A	Alag tolgoi	3,941	Dornogobi	Airag	2008.05.07	2017.05.07
GGG mining group	XV-013658	#N/A	Gua ulaan uul	865	Bulgan	Bayan-Agt	2008.05.08	2017.05.08
FHL	XV-013659	#N/A	Baga Darvi uul	8,711	Gobi-Altai	Darvi	2008.05.08	2017.05.08
Sameh	XV-013661	#N/A	Delger-2	1,578	Dundgobi	tsagaandelger	2008.01.25	2017.01.25
Sameh	XV-013662	#N/A	Delger-3	6,504	Dundgobi	tsagaandelger	2008.01.25	2017.01.25
Mertsuri-Ord	XV-013664	#N/A	Khutul	6,803	Umnugobi	Khanbogd	2008.05.08	2017.05.08
Zanadutsopper mongolia	XV-013670	#N/A	Kholboo	23,535	Bulgan	Bugut, Selenge	2008.05.13	2017.05.13
MVS	XV-013682	#N/A	Tsagaan khundii	26	UB	Khan-Uul	2008.05.13	2014.05.13
Buleen khundii	XV-013684	#N/A	Boriin khundii	5,620	Tuv	Bayan-Unjuul, Buren	2008.05.13	2017.05.13
Peabody Winsway resources	XV-013692	#N/A	Khar ovoo	26,720	Umnugobi	KhanKhongor	2008.05.13	2014.05.13
Mongol manganese natural resource	XV-013693	#N/A	Khoid Argalant	1,253	Umnugobi	Bayandalai	2008.05.13	2017.05.13
TECA	XV-013695	#N/A	Bokhoin	951	Selenge	Bayangol	2008.05.14	2017.05.14
SBJM	XV-013699	#N/A	Salkhit	694	Tuv	Altanbulag	2008.05.15	2017.05.15
DSNK	XV-013702	#N/A	Gurvan ovoo	2,600	Tuv	Delgerkhaan	2008.05.15	2017.05.15
Altanzanadu	XV-013703	#N/A	Elgen uul	8,696	Dornogobi	Khatanbulag	2008.05.15	2017.05.15
Em Em Es Es	XV-013708	#N/A	Tsogtiin sum	7,083	Umnugobi	Manlai	2008.05.15	2017.05.15
Great East Minerals	XV-013710	#N/A	EE-80	10,447	Dundgobi	tsagaandelger	2008.05.15	2017.05.15
Altanzanadu	XV-013711	#N/A	Zost uul	8,016	Dornogobi	Khatanbulag	2008.05.15	2017.05.15
Minii toonot	XV-013712	#N/A	Shar khad	451	Sukhbaatar	Tumentsogt	2007.10.16	2016.10.16
I and J R	XV-013715	#N/A	Uilgan gol	27,012	Khuvsgul	Tsagaan-Uur	2008.05.19	2015.05.19
Chuluuntsag	XV-013719	#N/A	Sant	2,395	Zavkhan	Santmargats	2008.05.21	2017.05.21
Erchim-Impeks	XV-013720	#N/A	Khundlungiin am	1,276	Dornod	Bayan-Uul	2008.05.21	2017.05.21
Niquaero	XV-013723	#N/A	Darvi	7,609	Gobi-Altai	Darvi	2008.05.21	2017.05.21
Kazmon contact	XV-013732	#N/A	Khavtsal	987	Bayan-Ulgii	Nogoonnuur	2008.05.22	2014.05.22
Tsairtmineral	XV-013733	#N/A	Tsogt tolgoi	10,838	Sukhbaatar	Sukhbaatar	2008.05.21	2017.05.21
Etrans	XV-013734	#N/A	Saali tolgoi	353	Tuv, UB	Bayan, Bagakhangai	2008.05.22	2017.05.22
Umnii ikh tal	XV-013735	#N/A	Khuren tolgoi	57,786	Uvs, Khovd	Ulgii, Umnugobi, Myngad	2008.05.21	2017.05.21

Legal entity name	Licence No	Mineral type	Area name	Area size	Province	District	Date issued	Expiration date
OAE	XV-013744	#N/A	Tsagaan salaa	21,722	Bayan-Ulgii	Buyant, Tolbo	2008.05.26	2017.05.26
Khaannutag	XV-013745	#N/A	Khairgat	82	Dornogobi	Dalanjargalan	2008.05.26	2017.05.26
Pirop-Erdene	XV-013748	#N/A	Serven	106	Khentii	Batnorov	2008.05.26	2017.05.26
BayarsConstruction	XV-013749	#N/A	Zurlugiin	115	Gobisumber	Bayantal	2008.05.26	2017.05.26
FFM	XV-013750	#N/A	Gangan	15,298	Dornod	Matad	2008.05.26	2017.05.26
Newgold main	XV-013764	#N/A	Khuren tolgoi	7,914	Umnugobi	Manlai	2008.06.02	2017.06.02
Newgold main	XV-013765	#N/A	Bor ukhaa	11,520	Umnugobi	Manlai	2008.06.02	2017.06.02
Khaannutag	XV-013771	#N/A	Undur nutag	1,053	Dundgobi	Undurshil	2008.06.02	2017.06.02
SouthGobi Sands LLC	XV-013779	#N/A	Khongil uul-1	7,760	Umnugobi	Bayandalai, Noyon	2002.12.28	2016.08.12
Tsagaan-Ovoljoo	XV-013780	#N/A	Baruun noyon uul-1	7,715	Umnugobi	Noyon	2002.06.11	2015.09.09
Niquaero	XV-013788	#N/A	Sharga-1	4,773	Gobi-Altai	Sharga	2008.06.09	2017.06.09
Salkhit mining	XV-013794	#N/A	Turgen	1,334	Uvs	Turgen	2008.06.09	2017.06.09
Erdeniin tsakhirmaa tal	XV-013795	#N/A	Undur	701	Tuv	Bayan	2008.06.09	2017.06.09
Nutgiin mana	XV-013798	#N/A	Umnudelger	288	Khentii	Umnudelger	2008.06.09	2017.06.09
STBL	XV-013801	#N/A	Dendger ovoo	650	Tuv	Bayan	2008.06.12	2017.06.12
EGC	XV-013808	#N/A	Khuder-2	261	Selenge	Khuder	2008.06.17	2017.06.17
T and P	XV-013809	#N/A	Bayankhoshuu	268	Dornogobi	Ikh khet	2008.06.17	2017.06.17
Boldtomor yeroo gol	XV-013814	#N/A	Dulaan uul	761	Selenge	Eruu	2008.06.17	2017.06.17
Arslan trade	XV-013815	#N/A	Elst	37	UB	Nalaikh	2008.06.17	2017.06.17
Metal invest medtsom	XV-013816	#N/A	Ikh tamir chuluut	3,018	Arkhangai	Chuluut	2008.06.17	2017.06.17
MUUB	XV-013819	#N/A	Senjitiin khyr	243	Gobi-Altai	Altai	2008.06.20	2017.06.20
Bumbatiin gol	XV-013824	#N/A	Elstei	32	UB	Nalaikh	2008.06.20	2017.06.20
Gunbileg gold	XV-013826	#N/A	Khargana	109	Tuv	Bornuur	2008.06.20	2014.06.20
Unitedminerals	XV-013827	#N/A	Bumbat uul	6,662	Khuvsgul	Tunel	2005.12.20	2017.12.20
Shinlunmainin	XV-013828	#N/A	Undur khoshuu	43,225	Dornogobi	Khatanbulag	2005.11.23	2017.11.23
Fujibeak	XV-013830	#N/A	Urd tal	203	UB	Nalaikh	2005.03.09	2016.12.05
Boston international	XV-013831	#N/A	Tsakhir tolgoi	253	Dornogobi	Airag, Dalanjargalan	2008.04.10	2017.04.10
OAE	XV-013834	#N/A	Oroi uul	3,322	Bayan-Ulgii	Buyant, Tolbo	2008.06.25	2017.06.25
OAE	XV-013835	#N/A	Oyut	22,176	Bayan-Ulgii	Deluun, Tolbo	2008.06.25	2017.06.25
khHKH	XV-013838	#N/A	Arslantai	14,160	Umnugobi	Tsogttsetsii	2008.06.25	2017.06.25
Khaichiin bulag Exploration	XV-013855	#N/A	Kharaa uul	3,294	Zavkhan	Durvuljin	2008.07.04	2017.07.04
Top mountain	XV-013877	#N/A	Namuun	50	UB	Nalaikh	2008.07.10	2017.07.10
BDBL	XV-013879	#N/A	Teeg	2,220	Uvurkhangai	Nariinteel	2008.07.16	2017.07.16
Lightwork	XV-013883	#N/A	Khurgadiin gol	77	Darkhan-Uul	Khongor	2008.07.18	2017.07.18
IntraGobi gold	XV-013893	#N/A	Zagal uul	10,477	Dornogobi	Saikhandulaan	2008.07.18	2017.07.18
VABK	XV-013896	#N/A	Shoroot	197	Bayan-Ulgii	Bulgan	2008.07.18	2014.07.18
Esun tsagaan ger	XV-013897	#N/A	Ilrel-1	14,157	Sukhbaatar	Erdenetsagaan	2008.07.18	2017.07.18
Burkit corporation	XV-013898	#N/A	Khuurai salaa	281	Bayan-Ulgii	Bulgan	2007.07.31	2016.07.31
Tsakhirtsagaan gol	XV-013901	#N/A	Bargiltiin ovoo	1,284	Khentii	Darkhan	2008.07.18	2017.07.18
Intra Gobi gold	XV-013905	#N/A	Khonichiin tal	23,259	Dornogobi	Mandakh	2008.07.22	2017.07.22
Taliin eltsh	XV-013914	#N/A	Khuren uul	13,074	Dornogobi, Sukhbaatar	Delgerekh, Bayandelger, Tuvshinshree	2008.07.23	2017.07.23
Esenbayalag	XV-013915	#N/A	Bujgar-2	172	Khentii	Galshar	2008.07.23	2017.07.23
Rich Ore	XV-013929	#N/A	Dugshikh uul	887	Umnugobi	Tsogt-Ovoo	2008.07.28	2017.07.28
Fesco	XV-013930	#N/A	Mandal	406	Khentii	Tsenkhermandal	2008.07.28	2017.07.28
Dasmondriil	XV-013934	#N/A	Bumbatiin undur uul	3,468	Khuvsgul	Galt	2008.07.28	2017.07.28
Khosbogd	XV-013936	#N/A	Berkh uul	1,594	Darkhan-Uul, Selenge	Shariingol, Bayangol	2008.07.28	2017.07.28
Sharlangol	XV-013937	#N/A	Khongor ovoo	2,058	Dundgobi	Gurvansaikhan	2008.07.28	2014.07.28
CMCM	XV-013938	#N/A	Shiveetiin gozgor	1,865	Dundgobi	Ulzit	2008.07.28	2017.07.28
Kraton	XV-013939	#N/A	Uniin aarag	7,437	Gobi-Altai	Tsogt, Tseel	2008.07.28	2017.07.28

Legal entity name	Licence No	Mineral type	Area name	Area size	Province	District	Date issued	Expiration date
Kraton	XV-013941	#N/A	Tsav	740	Dornogobi	Sainshand	2008.07.28	2017.07.28
Ikh uilsiin ekhlei	XV-013945	#N/A	Khavtsal uul	5,633	Tuv	Undurshiree	2006.03.03	2016.12.03
Boston international	XV-013946	#N/A	Sudalt	690	Dornogobi	Airag	2008.07.31	2017.07.31
Itgeltkhuleg	XV-013947	#N/A	Kharganii am	222	Tuv	Bornuur	2008.07.31	2017.07.31
Bugt-ireedui	XV-013950	#N/A	Ikh ulunt-2	35	Selenge	Eruu	2008.07.31	2017.07.31
Blatskrotsk	XV-013958	#N/A	Murun	1,629	Khuvsgul	Burentogtokh	2008.07.31	2017.07.31
Aironvalli	XV-013959	#N/A	Khairkhanii nuruu	8,098	Zavkhan	Tsagaanchuluut	2008.07.31	2017.07.31
Dadizi uian	XV-013961	#N/A	Khar yamaat	1,333	Darkhan-Uul	Khongor, Shariingol	2008.08.04	2017.08.04
tserenbadam	XV-013964	#N/A	Delgerekh	4,017	Uvs	Khyrgas	2008.08.04	2017.08.04
Talst burkhant	XV-013975	#N/A	Ukhaa	963	Dornogobi	Airag, Dalanjargalan	2008.08.07	2017.08.07
Onorjonsh	XV-013977	#N/A	Tsagaan elgen	166	Dornogobi	Ikh khet	2008.08.07	2017.08.07
Orchlon-Ord	XV-013978	#N/A	Bayangiin ovoo-3	1,757	Dornogobi	Khatanbulag	2008.08.07	2017.08.07
Orchlon-Ord	XV-013979	#N/A	Bayangiin ovoo-2	5,266	Dornogobi	Khatanbulag	2008.08.07	2017.08.07
Orchlon-Ord	XV-013980	#N/A	Tsogt	3,049	Dornogobi	Altanshiree	2008.08.07	2017.08.07
Atlantastar	XV-013984	#N/A	Artag gunshint	786	Dundgobi	Bayanjargalan	2008.08.08	2017.08.08
MNLG	XV-013986	#N/A	Elgenii khudag	1,396	Dundgobi	Gurvansaikhhan	2008.08.08	2017.08.08
Tengriterra resources	XV-013988	#N/A	Berkh gozgor	36,316	Bulgan	Bayan-Agt	2008.08.11	2014.08.11
Arig gal	XV-013990	#N/A	Shand khudag	36	Tuv	Bayan	2008.08.12	2017.08.12
Tengriterra resources	XV-013991	#N/A	Tushleg	11,541	Dornogobi	Sainshand, Sainshand, Saikhandulaan	2008.08.12	2017.08.12
Shinelongda	XV-013998	#N/A	Tsagaan tolgoi	43,506	Umnugobi	Manlai	2008.08.12	2017.08.12
Suuri	XV-014001	#N/A	Gyalgariin khundii	1,137	Dornogobi	Urgun	2008.08.12	2017.08.12
Magitsstation	XV-014008	#N/A	Bor tal	82	UB	Bagakhangai	2008.08.13	2017.08.13
VABK	XV-014011	#N/A	ikh nart	4,200	Dornogobi, Dundgobi	Airag, Dalanjargalan, Undurshil	2008.08.14	2014.08.14
MGTG	XV-014024	#N/A	Zuun khuren chuluut	809	Khuvsgul	Arbulag	2008.08.18	2017.08.18
MGTG	XV-014026	#N/A	Buyant	2,479	Khuvsgul	Arbulag, Burentogtokh	2008.08.18	2017.08.18
MGTG	XV-014027	#N/A	Nuuriin	2,379	Khuvsgul	Arbulag	2008.08.18	2017.08.18
Anirdelkhii	XV-014028	#N/A	Khadaasan	242	Gobi-Altai	Esunbulag, Taishir, Khaliun	2008.08.18	2016.03.27
Geomaster	XV-014030	#N/A	Jargalant	2,224	Tuv	Bayanjargalan	2008.08.20	2017.08.20
Egshiglent-Uul	XV-014031	#N/A	Khartan ovoo	12,901	Dornogobi, Sukhbaatar	Urgun, Bayandelger	2008.08.20	2017.08.20
ERBJER	XV-014032	#N/A	Tolgod	73,691	Umnugobi	Bayandalai, Gurvantes, Noyon	2008.08.20	2017.08.20
VABK	XV-014037	#N/A	Shar bulag	470	Khovd	Altai	2008.08.20	2017.08.20
VABK	XV-014038	#N/A	Gants mod	874	Khovd	Altai	2008.08.20	2017.08.20
VABK	XV-014039	#N/A	Shim bulag	2,042	Khovd	Tsetseg	2008.08.20	2014.08.20
Itgeltkhuleg	XV-014042	#N/A	171-r km	56	Selenge	Bayangol	2008.08.20	2017.08.20
Dankhargould	XV-014043	#N/A	Kherem khudag	7,072	Umnugobi	Khankhongor	2008.08.20	2017.08.20
Goldengobi Mining	XV-014049	#N/A	Khuree-2	28,655	Umnugobi	Khurmen	2008.08.25	2017.08.25
Ritsh Ore	XV-014052	#N/A	Ekhen chuluu	1,120	Sukhbaatar	Sukhbaatar	2008.08.25	2017.08.25
Ritsh Ore	XV-014053	#N/A	Buural	6,429	Sukhbaatar	Tuvshinshiree	2008.08.25	2017.08.25
Ulaankhetsiin shand	XV-014055	#N/A	Ulaan khets	406	Dornogobi	Dalanjargalan	2008.08.25	2017.08.25
Kazmoncontact	XV-014057	#N/A	Nomin tal	5,594	Sukhbaatar, Khentii	Munkhkhaan, Bayankhutag	2008.08.25	2014.08.25
Shimdeleg	XV-014060	#N/A	Uul jas	777	Dundgobi	Gurvansaikhhan	2008.08.26	2017.08.26
Khuon-Yuan	XV-014061	#N/A	Tushleg	4,347	Dornogobi	Mandakh	2008.08.26	2017.08.26
Sodmargad	XV-014066	#N/A	Duut	11,573	Khovd	Duut	2008.08.28	2017.08.28
Shimzorig	XV-014068	#N/A	Sain gashuun	113	Dornogobi	Dalanjargalan	2008.08.28	2017.08.28
JNTL	XV-014070	#N/A	Gurgaldai	11,630	Dundgobi	Gurvansaikhhan	2008.08.28	2017.08.28
BSTS	XV-014071	#N/A	Jonsht	494	Tuv	Bayandelger	2008.08.29	2017.08.29
Asiaferrum	XV-014073	#N/A	Tavgiin shar	5,110	Selenge	Orkhontuul	2008.08.29	2014.08.29
Erdenes shashirt mining resurs	XV-014080	#N/A	Shashirt	72,946	Uvurkhangai	Bogd, Guchin-us	2008.09.01	2017.09.01
Megamines mongolia	XV-014082	#N/A	Unegt	1,438	Selenge	Zuunburen, tsagaannuur	2008.09.01	2014.09.01

Legal entity name	Licence No	Mineral type	Area name	Area size	Province	District	Date issued	Expiration date
DBTX	XV-014084	#N/A	Khukh tolgoi	673	Uvs	Naranbulag, Ulgii	2008.09.01	2017.09.01
Mizu	XV-014088	#N/A	Tsagaan-Undur uul	1,601	Dornogobi	Airag	2008.09.01	2017.09.01
Mizu	XV-014089	#N/A	Tsagaan chuluut	8,586	Dornogobi	Airag	2008.09.01	2017.09.01
Tunshan shiandon	XV-014091	#N/A	Kharganii am-1	1,032	Tuv	Bornuur	2008.07.31	2017.07.31
Khadat ondrin ogooj	XV-014092	#N/A	Maikhan tsakhiur	159	Bayankhongor	Ulziit	2008.09.02	2017.09.02
South gobi black gold	XV-014105	#N/A	Khuush	651	Khentii	Bayan-Adraga	2008.09.04	2017.09.04
Topazstone mining	XV-014108	#N/A	Khongor-1	69,951	Bayankhongor	Bayan-Undur, Shinejinst	2008.09.04	2017.09.04
Dornin geegen uul energy	XV-014122	#N/A	Borzon-2	5,496	Dornogobi	Ulaanbadrakh, Khuvsgul	2007.08.03	2016.08.03
Chinbolai	XV-014123	#N/A	Khar tolgoi	21,710	Umnugobi	Noyon	2008.09.08	2017.09.08
Bodonch Anar	XV-014124	#N/A	Borzon-3	1,396	Dornogobi	Ulaanbadrakh	2007.08.03	2016.08.03
Shinelongda	XV-014126	#N/A	Bor tolgoi	9,246	Dundgobi	Ulziit	2008.09.09	2017.09.09
Topazstone mining	XV-014132	#N/A	Khongor	5,041	Bayankhongor	Bayan-Undur, Shinejinst	2008.09.09	2017.09.09
NABD	XV-014134	#N/A	Bayan khukh uul	7,703	Umnugobi	Bulgan	2008.09.09	2017.09.09
Ideal systems	XV-014137	#N/A	Tugul	1,182	Khovd	Must	2008.09.09	2017.09.09
Bolorgol	XV-014138	#N/A	Tsagaan elgen	86	Dornogobi	Ikh khet	2008.09.09	2017.09.09
CET	XV-014139	#N/A	Endeg ulaan	135	Dundgobi	Delgerkhantai	2008.09.09	2017.09.09
CET	XV-014140	#N/A	Gashuunii tal	59	Tuv, UB	Bayan, Bagakhangai	2008.09.09	2017.09.09
Elbeg-ord	XV-014145	#N/A	Ulaan sair	8,398	Umnugobi	Gurvantes	2008.09.10	2017.09.10
Ih tumen beer	XV-014148	#N/A	Tugul	40	Sukhbaatar	Tuvshinshree	2008.09.11	2017.09.11
Duulekh shonkhor	XV-014152	#N/A	Zagt	8,137	Khovd	Uynch	2008.09.11	2017.09.11
Oxleygold	XV-014154	#N/A	Tsagaan ovoo	398	Dundgobi	Erdenedalai	2008.09.11	2017.09.11
Redhill mongolia	XV-014156	#N/A	Khujirt-1	7,385	Selenge	Tushig	2008.09.11	2017.09.11
Saruul sansar	XV-014162	#N/A	Tsagaan ovoo	3,772	Dundgobi	Saikhan-Ovoo	2008.09.16	2017.09.16
Khongorkhangai erdenes	XV-014177	#N/A	Salkhitiin am-1	75,636	Bayankhongor	Buutsagaan, Khureemara	2008.09.22	2017.09.22
Dornin khuder	XV-014178	#N/A	Uudiin jaran	7,589	Dornod	Bulgan	2008.09.22	2014.09.22
Newtiara	XV-014192	#N/A	Khukh ovoo	24,994	Dundgobi	Saikhan-Ovoo, Erdenedalai	2008.09.23	2017.09.23
Tsakhirtsagaan gol	XV-014193	#N/A	Maikhan	512	Khentii	Darkhan	2008.09.23	2017.09.23
Yalguun-International	XV-014195	#N/A	Tushig uul	108	Dornogobi	Urgun	2008.09.23	2014.09.23
Nutgiin gantig	XV-014201	#N/A	Ulaan toirom	507	Umnugobi	Manlai	2008.09.24	2017.09.24
Saihan delger treid	XV-014210	#N/A	Bajuu tolgoi	11,149	Umnugobi	Gurvantes	2008.09.26	2014.09.26
Ilchlegkhairkhan	XV-014211	#N/A	Suum gazar	51	UB	Nalaikh	2008.09.26	2017.09.26
New-Orem	XV-014219	#N/A	Ulziit uul	1,237	Arkhangai	khantai	2008.09.29	2017.09.29
Bayan oziit bold	XV-014231	#N/A	Tsagaan del	109	Dornogobi	Ikh khet	2008.09.30	2017.09.30
Chinbolai	XV-014232	#N/A	Sairiin khundii	5,460	Arkhangai	khairkhan	2008.10.01	2017.10.01
Tsakhirtsagaan gol	XV-014235	#N/A	Baruun	371	Khentii	Darkhan	2008.01.04	2017.01.04
Batshandas	XV-014236	#N/A	Nulims	3,214	Khentii	Bayan-Adraga, Binder	2006.04.17	2015.04.17
S B M J L	XV-014238	#N/A	Oyut manlai	64,975	Umnugobi	Manlai	2008.10.02	2017.10.02
Ochir Neule	XV-014248	#N/A	Khukh-Am	1,505	Dornod	Dashbalbar	2008.10.07	2017.10.07
Khuslemj	XV-014252	#N/A	Zakhtsagiin am	1,136	Bulgan	Buregkhantai	2008.10.08	2017.10.08
Shine mandal orgoo	XV-014256	#N/A	Bayan	492	Tuv	Bayan	2008.10.08	2017.10.08
Tsogt-Onon	XV-014257	#N/A	Urtiin denj	539	Tuv	Sergelen	2008.10.08	2017.10.08
Khuslemj	XV-014258	#N/A	Tuuliin zuun denj	2,174	Bulgan	Buregkhantai	2008.10.08	2017.10.08
OEL	XV-014261	#N/A	Khuit	582	Dornogobi	Dalanjargalan	2008.10.08	2017.10.08
Altandinar	XV-014263	#N/A	Ikh naran	3,553	Khovd	Uynch	2008.10.08	2014.10.08
Tsaleodomus	XV-014264	#N/A	Zurkhunii durvuljin uul	9,674	Dornogobi	Mandakh	2008.10.08	2017.10.08
EOS	XV-014265	#N/A	Nuramt	806	Tuv	Bayankhangai	2008.10.08	2017.10.08
Bayan-Undur hairhan	XV-014268	#N/A	Khuuvur tal	5,702	Dornod	Bayantumen	2008.10.08	2017.10.08
Bonjur	XV-014269	#N/A	Narsan khundlun	1,176	Dornod	Bayan-Uul	2008.10.08	2017.10.08
Chuluut-International	XV-014270	#N/A	Jonsh tolgoi	563	Tuv	Bayandelger	2008.10.08	2017.10.08

Legal entity name	Licence No	Mineral type	Area name	Area size	Province	District	Date issued	Expiration date
Orchlon-Ord	XV-014274	#N/A	Bayangiin ovoo	27,759	Dornogobi	Khatanbulag	2008.10.08	2017.10.08
Prestige Exploration	XV-014277	#N/A	Nogoon tolgoi	4,908	Dornogobi	Mandakh	2008.10.14	2017.10.14
OEL	XV-014286	#N/A	Khuren tolgoi	968	Dornogobi	Dalanjargalan	2008.10.15	2017.10.15
Goldengobi Mining	XV-014289	#N/A	Khavtsaliin khudagiin khundii	5,674	Sukhbaatar	Munkhkhaan	2008.10.16	2017.10.16
Globaltown	XV-014305	#N/A	Davst	33	UB	Nalaikh	2008.10.17	2017.10.17
Bayajtatu	XV-014307	#N/A	Bor khoshuu	901	Bayankhongor	Bayanlig	2008.10.17	2017.10.17
Bayajtatu	XV-014308	#N/A	Khul sharga	14,070	Bayankhongor	Bayanlig	2008.10.17	2017.10.17
Lateral	XV-014319	#N/A	Kharuul tolgoi	3,090	Uvs	Ulgii	2008.10.17	2017.10.17
MUUB	XV-014326	#N/A	Zegst tal	674	Gobi-Altai	Altai	2008.10.22	2017.10.22
Tsaimekh	XV-014332	#N/A	Bayantal	3,418	Tuv	Bayan	2008.10.22	2017.10.22
Usukh tumen khishig	XV-014336	#N/A	Temeet	2,583	Dornod	Bayandun	2008.10.22	2017.10.22
Geosignals	XV-014340	#N/A	Bayan unjuul	2,772	Tuv	Bayan-Unjuul	2008.10.22	2017.10.22
Niislel-Orgoo	XV-014346	#N/A	Sumber	5,537	Dornod	Bulgan	2008.10.24	2017.10.24
Orchlon-Ord	XV-014348	#N/A	Tolgoi	4,886	Khentii	Binder	2008.10.24	2017.10.24
Zvezdametritsa	XV-014349	#N/A	Dood haalgat	2,983	Bayan-Ulgii	Bulgan	2008.10.24	2017.10.24
Ekhlel-Urgats	XV-014371	#N/A	Zamiin ulaan	856	Dundgobi	tsagaandelger	2008.10.29	2017.10.29
Tsaimekh	XV-014376	#N/A	Tsagaan	3,797	Dundgobi, Tuv	tsagaandelger, Bayantsagaan	2008.10.31	2017.10.31
SDDG	XV-014381	#N/A	Khalzan khoshuu	2,891	Zavkhan	Durvuljin	2008.11.05	2017.11.05
Talst burkhant	XV-014392	#N/A	Bor tolgoi	33	Dornogobi	Airag	2008.11.06	2017.11.06
Talst burkhant	XV-014393	#N/A	Khurel del	40	Dornogobi	Airag	2008.11.06	2017.11.06
IBEX land mongolia	XV-014396	#N/A	Khurentsav	40,265	Dornogobi, Umnugobi	Khatanbulag, Manlai, Khanbogd	2008.11.06	2017.11.06
Narlagbayan Altai	XV-014397	#N/A	Khermen uul	3,796	Umnugobi	Bayandalai	2008.11.06	2017.11.06
Narlagbayan Altai	XV-014398	#N/A	Taliin ovoo	3,113	Umnugobi	Gurvantes	2008.11.06	2017.11.06
Khan-Asur	XV-014399	#N/A	Khuren tolgoi	1,484	Umnugobi	Tsogt-Ovoo	2008.11.06	2017.11.06
MMR&M	XV-014400	#N/A	Zost tolgoi	901	Arkhangai	ErdeneMandal	2008.11.06	2017.11.06
Erdenegips	XV-014411	#N/A	Shireegiin khundii	276	Dundgobi	Delgerkhangai	2008.11.06	2017.11.06
Bayanjonsh	XV-014412	#N/A	Zest	322	Tuv	Bayantsagaan	2008.11.06	2017.11.06
Utaabolor	XV-014414	#N/A	Tsagaan chuluut	195	Khentii	Bayan-Ovoo	2008.11.06	2017.11.06
Great East Minerals	XV-014419	#N/A	Delgerekh	10,934	Dornogobi, Sukhbaatar	Delgerekh, Bayandelger	2008.11.14	2017.11.14
Tengriterra resources	XV-014425	#N/A	Oyut nuruu	14,217	Umnugobi	Nomgon	2008.11.14	2017.11.14
MHG	XV-014431	#N/A	Dund uul	2,327	Khentii	Jargaltkhaan	2008.11.19	2017.11.19
Milleniumdiggers	XV-014432	#N/A	Sudtei	247	Selenge	Khuder	2008.11.19	2017.11.19
Altansuljee sistemas	XV-014436	#N/A	Kharaat	85	Tuv	Altanbulag	2008.11.19	2017.11.19
Khuon-Yuan	XV-014437	#N/A	Khashaatiin tolgod	2,830	Khentii	Galshar	2008.11.19	2017.11.19
Sanchuan river	XV-014440	#N/A	Tolgod	1,944	Sukhbaatar	Tumentsogt	2008.11.21	2017.11.21
Chunnorov	XV-014444	#N/A	Durvuljin	99	Dornogobi, Khentii	Dalanjargalan, Darkhan	2008.11.24	2017.11.24
Chinbolai	XV-014446	#N/A	Khuljiin gol	9,440	Arkhangai, Bulgan	khairkhan, Saikhan	2008.11.25	2017.11.25
Qihua och	XV-014450	#N/A	Noyon uul-2	9,304	Umnugobi	Bayandalai	2008.11.27	2017.11.27
Boldtomor yeroo gol	XV-014453	#N/A	Dulaankhaan	107	Selenge	Shamar	2008.11.27	2017.11.27
Asiagold mongolia	XV-014455	#N/A	Teregt	5,216	Umnugobi	Khanbogd	2008.11.27	2017.11.27
Thundertslap	XV-014457	#N/A	Bayanbulag	3,375	Umnugobi	Tsogttsetsii	2008.11.28	2017.11.28
Tolgod-Uud	XV-014460	#N/A	Bor tolgoi	3,428	Dundgobi	Undurshil	2008.11.28	2017.11.28
I and J R	XV-014465	#N/A	Khongor ovoo	8,795	Umnugobi	Tsogt-Ovoo	2008.12.01	2017.12.01
JRTB	XV-014474	#N/A	Delgerekh-2	854	Gobi-Altai	delger	2008.12.01	2017.12.01
Tusheegobi	XV-014477	#N/A	Zuundenj-2	416	Bayankhongor	Bumbugur	2008.12.01	2017.12.01
Gobi-Ereen	XV-014481	#N/A	Deluun	2,092	Bayan-Ulgii	Deluun	2008.12.01	2017.12.01
Ritshdomo	XV-014484	#N/A	Tsokhiot	31	Darkhan-Uul	Khongor	2008.12.01	2017.12.01
Tumen-Anur	XV-014485	#N/A	Gashuun khudag	3,591	Umnugobi	KhanKhongor	2008.12.01	2017.12.01

Legal entity name	Licence No	Mineral type	Area name	Area size	Province	District	Date issued	Expiration date
Goldengobi Mining	XV-014490	#N/A	Nariin khudgiin khundii	8,766	Sukhbaatar	Munkhkhaan	2008.12.01	2017.12.01
Benera-Ord	XV-014496	#N/A	Khunkheelt	3,118	Gobi-Altai	Bugat, Tonkhil	2008.12.01	2014.12.01
Dornod hajir	XV-014504	#N/A	Khundlun uul	1,447	Dornod	Bayandun, Dashbalbar	2008.12.02	2014.12.02
Khuuchin-Anduud	XV-014505	#N/A	Khuut	65	Dundgobi	Bayanjargalan	2008.12.02	2017.12.02
JRTB	XV-014507	#N/A	Delger	737	Gobi-Altai	delger	2008.12.03	2017.12.03
Togootolgoi	XV-014508	#N/A	Bornuur	1,426	Bayankhongor	Bayangobi	2008.12.04	2017.12.04
Khurgatai Khaikhan	XV-014510	#N/A	Khurimt-1	21,750	Khuvsgul	tsagaan-Uul, Tsetserleg	2008.12.04	2017.12.04
Thundertsap	XV-014520	#N/A	Javkhlintiin Uul	1,587	Umnugobi	Khanbogd	2008.12.08	2014.12.08
Tsagaan-Ovoljoo	XV-014522	#N/A	Tsagaan uul	3,674	Umnugobi	Gurvantes, Noyon	2008.12.08	2017.12.08
IBEX land mongolia	XV-014523	#N/A	Jirmiin khudag	3,650	Dornogobi	Mandakh	2008.12.08	2017.12.08
T and P	XV-014525	#N/A	Bayanbulag	2,412	Bayankhongor	Shinejinst	2008.12.08	2017.12.08
G content	XV-014529	#N/A	Emgent	25	Tuv	Altanbulag	2008.12.08	2017.12.08
Shankhi coke and coal chemicals union mongolia	XV-014531	#N/A	Shavart nuur-2	3,890	Dornod	Matad	2008.12.08	2017.12.08
Yalguusan	XV-014533	#N/A	Ulaan chuluut	56	UB	Songinokhairkhan	2008.12.08	2017.12.08
Pluorspar resources	XV-014534	#N/A	Bulag shand	140	Khentii	Galsnar	2008.12.08	2014.12.08
Koolbrothers international	XV-014535	#N/A	Dulaan uul	3,398	Umnugobi	Mandal-Ovoo	2008.12.08	2017.12.08
British mining	XV-014539	#N/A	Ongon-Ulaan uul	3,954	Bayankhongor	Shinejinst	2008.12.08	2017.12.08
Tengriterra resources	XV-014545	#N/A	Khukh undur-2	17,107	Gobi-Altai	Tseel	2008.12.08	2017.12.08
Tengriterra resources	XV-014546	#N/A	Khukh undur-1	31,912	Gobi-Altai	Tseel	2008.12.08	2017.12.08
Tengriterra resources	XV-014547	#N/A	Yamaat	21,021	Gobi-Altai	Tseel	2008.12.08	2017.12.08
Chingis mineral development	XV-014551	#N/A	Khunguin nuruu	15,769	Bayan-Ulgii	Bugat, Tolbo	2008.12.08	2014.12.08
ZIAN	XV-014555	#N/A	Yamaan us	3,757	Khovd	Altai	2008.12.08	2017.12.08
Kharagasvember	XV-014568	#N/A	Sumber	6,467	Dornogobi	Khatanbulag	2008.12.12	2017.12.12
Orchlon-Ord	XV-014569	#N/A	Oyut tolgoi	1,241	Bayan-Ulgii	Deluun	2009.04.24	2015.04.24
Orchlon-Ord	XV-014570	#N/A	Bichigt	2,989	Dornogobi	Dalanjargalan	2008.12.12	2017.12.12
Hangi prospecting	XV-014571	#N/A	Khar tolgoi-3	31,681	Dundgobi	Delgerkhangai	2008.12.12	2017.12.12
Hangi prospecting	XV-014572	#N/A	Altantolgoi	10,797	Dundgobi	Khuld	2008.12.12	2017.12.12
Hangi prospecting	XV-014573	#N/A	Khar tolgoi-2	1,672	Dundgobi	Adaatsag, Luus, Saintsagaan	2008.12.12	2017.12.12
Hangi prospecting	XV-014574	#N/A	Khar tolgoi	7,314	Dundgobi	Luus	2008.12.12	2017.12.12
Ugtuulkhairkhan	XV-014580	#N/A	Olon Dov	42	UB	Nalaikh	2008.12.17	2017.12.17
Saruulsain	XV-014587	#N/A	Naran uul	626	Khentii	Batnorov	2008.12.22	2017.12.22
Millenium Discovery	XV-014589	#N/A	Sair Uul	67	Bayan-Ulgii	Tolbo	2008.12.24	2014.12.24
Zaraiya Holdings LLC	XV-014591	#N/A	Dadiin khar tolgoi-2	8,427	Dornogobi	Khuvsgul	2005.01.19	2017.11.19
Orniin-Iredui	XV-014594	#N/A	Khatuugiin engert	918	Bayan-Ulgii	Tolbo	2008.12.30	2017.12.30
IBEX land mongolia	XV-014602	#N/A	Bayan shandiin khudag	3,217	Dornogobi	Mandakh	2008.12.30	2017.12.30
Khukh Tenger International	XV-014603	#N/A	Bilegt Uul	2,341	Dundgobi	Erdenedalai	2008.12.30	2014.12.30
Monkhsayaan	XV-014607	#N/A	Kgadan khoshuu	9,551	Dornogobi	Khuvsgul	2008.12.30	2017.12.30
MINVESCO	XV-014609	#N/A	Goojinkhoi uul	7,762	Dundgobi	Delgerkhangai, Khuld	2005.01.12	2017.01.12
MINVESCO	XV-014610	#N/A	21-r zuun	23,311	Dundgobi	Khuld	2005.01.12	2017.01.12
Twin cristal	XV-014613	#N/A	Mankhan	9,460	Khovd	Zereg, Mankhan	2009.01.02	2015.01.02
Erdeniin gyaltganuur	XV-014614	#N/A	Khuren khad-1	357	Gobi-Altai	Esunbulag, Taishir	2009.01.02	2015.01.02
Citic international mining investment	XV-014616	#N/A	Tsaidamt	4,331	Dornogobi	Dalanjargalan	2009.01.02	2018.01.02
Citic international mining investment	XV-014617	#N/A	Eldev shand	5,207	Dornogobi	Dalanjargalan	2009.01.02	2018.01.02
Morit-Exploration	XV-014618	#N/A	Sukhbaatar-1	11,988	Sukhbaatar	Sukhbaatar	2009.01.02	2015.01.02
Mainstrutsture	XV-014621	#N/A	Buyant	10,035	Dundgobi	Ulziit	2009.01.02	2018.01.02
Shinegurvaljin	XV-014632	#N/A	Bukhig-2	144	Tuv	Altanbulag	2009.01.14	2015.01.14
Bayan rich	XV-014634	#N/A	Uushiin khoooloi	1,365	Dornogobi	Saikhandulaan, Ulaanbadrakh	2007.01.02	2016.01.02
khurgataikhaikhan	XV-014637	#N/A	Khurimt-1	12,200	Khuvsgul	tsagaan-Uul	2009.03.16	2015.03.16

Legal entity name	Licence No	Mineral type	Area name	Area size	Province	District	Date issued	Expiration date
Megamines mongolia	XV-014639	#N/A	Songinot	667	Khuvsgul	Arbulag	2009.03.16	2015.03.16
Megamines mongolia	XV-014643	#N/A	Tsaidam	3,024	Selenge	Tushig	2009.01.15	2015.01.15
Khuchzhengkai	XV-014648	#N/A	Khuut	18,621	Sukhbaatar	Bayandelger	2009.01.15	2018.01.15
Khuchzhengkai	XV-014649	#N/A	Tsagaan gol	3,401	Gobi-Altai	Khaliun, Tseel	2009.01.15	2018.01.15
Sharga energy	XV-014652	#N/A	Yshilt-1	2,674	Selenge	Orkhontuul	2009.01.15	2015.01.15
Bayaraam	XV-014655	#N/A	Tsaidam-1	3,204	Umnugobi	Manlai	2009.01.19	2018.01.19
Energy country mining	XV-014656	#N/A	Bayantsagaan	440	Bayankhongor	Bayantsagaan	2009.01.19	2018.01.19
Sumery	XV-014660	#N/A	Khuren tolgoi	10,637	Dornogobi	Khuvsgul	2009.01.20	2018.01.20
Saikhan-Ordos	XV-014670	#N/A	Uvur	1,990	Umnugobi	Manlai	2009.01.22	2015.01.22
Mineral	XV-014675	#N/A	Khurant uul	617	Arkhangai	Ikhtamir	2009.01.23	2018.01.23
Fesco	XV-014677	#N/A	Yudugiin gol	5,251	Khentii	Tsenkhermandal	2009.01.23	2015.01.23
Sutain bagana	XV-014678	#N/A	Shar tsokhio	1,843	Bayankhongor	Bumbugur	2009.01.23	2015.01.23
Gobifinders	XV-014679	#N/A	Javkhilantiin Uul	3,040	Umnugobi	Khanbogd	2009.01.23	2015.01.23
Tov erdene bayan	XV-014682	#N/A	Khudag ovoo	1,295	Arkhangai	Ugiinuur, Khashaat	2009.04.24	2015.04.24
Boriin khondii	XV-014683	#N/A	Bayalag	4,691	Tuv	Buren	2009.01.23	2018.01.23
New-Aikonik	XV-014684	#N/A	Aguit	152	Khovd	Myngad	2009.01.23	2015.01.23
Si Ou Ei El	XV-014685	#N/A	Dornogobi-4	9,479	Dornogobi	Mandakh, Khuvsgul	2007.08.01	2016.08.01
Altan Rio mongolia	XV-014689	#N/A	Byalzuukhai	6,985	Khovd	Zereg	2009.04.24	2015.04.24
F L M M	XV-014690	#N/A	Galuur	2,832	Sukhbaatar	Asgat	2009.01.27	2015.01.27
F L M M	XV-014693	#N/A	Uguumur	5,798	Sukhbaatar	Sukhbaatar	2009.01.27	2015.01.27
Altan Rio mongolia	XV-014695	#N/A	Degnuult	18,264	Khovd	Darvi, Zereg	2009.04.24	2015.04.24
Apro	XV-014696	#N/A	Tsakhir	11,081	Khovd	Myngad	2009.01.28	2018.01.28
Kenalhab	XV-014700	#N/A	Tsagaan nuur	202	Bayan-Ulgii	Nogoonnuur	2009.01.28	2015.01.28
Rich daimond	XV-014703	#N/A	Temeeen chuluu	1,087	Dornod	Bayandun	2009.01.28	2018.01.28
Khasgua	XV-014710	#N/A	Kharganat-2	26	UB	Nalaikh	2009.02.03	2015.02.03
Tsagaan altan guur	XV-014713	#N/A	Maikhan ulaan uul-3	31,633	Umnugobi	Khanbogd	2009.04.24	2015.04.24
Energy country mining	XV-014714	#N/A	Bayantsagaan-1	335	Bayankhongor	Bayantsagaan	2009.02.03	2015.02.03
K J J C	XV-014716	#N/A	Tumurtolgoi	1,978	Selenge	Orkhon	2009.02.04	2015.02.04
Uyshengming	XV-014717	#N/A	Dulaan khar uul	562	Bayan-Ulgii	Nogoonnuur	2009.04.24	2015.04.24
Dasmondriil	XV-014719	#N/A	Nart	1,173	Dornogobi	Dalanjargalan	2009.02.05	2015.02.05
Jorchidai	XV-014723	#N/A	Khavirga-1	4,830	Dornod	Choibalsan	2009.02.10	2015.02.10
Kenalhab	XV-014724	#N/A	Tsunkhul	197	Bayan-Ulgii	Bulgan	2009.02.10	2015.02.10
Nuramir	XV-014725	#N/A	Jinstiin nuruu	4,114	Gobi-Altai	Altai, Tsogt	2009.04.24	2015.04.24
Soyon-Od	XV-014729	#N/A	Undur naran	20,932	Dornogobi	Saikhandulaan	2009.02.13	2015.02.13
Bill Hung	XV-014731	#N/A	Sar-Uul	9,586	Umnugobi	Tsogt-Ovoo	2009.02.16	2015.02.16
GMMC	XV-014733	#N/A	Erdenes	761	Dornogobi	Ikhet	2009.02.18	2015.02.18
Amuylet	XV-014734	#N/A	Altai-1	44,173	Gobi-Altai	Altai	2009.02.18	2015.02.18
MunkhCtsamkhag khuree	XV-014735	#N/A	Altai-2	13,990	Gobi-Altai	Altai	2009.02.18	2015.02.18
Monkhsayaan	XV-014736	#N/A	Ukhaa	875	Dornogobi	Dalanjargalan	2009.02.18	2015.02.18
Dorniin zeolite	XV-014739	#N/A	Tsagaan tsaviin khudag	1,834	Dornogobi	Sainshand	2009.02.18	2015.02.18
Puji Uji	XV-014740	#N/A	Maral	900	Dornogobi	Dalanjargalan	2009.02.18	2015.02.18
Tsogtsunder	XV-014742	#N/A	Niilekh	101	Selenge	Eruu	2009.02.23	2016.02.23
Erdeniin bosgo	XV-014743	#N/A	Khulman nuur	5,728	Sukhbaatar	Erdenetsagaan	2009.02.23	2015.02.23
IBEX land mongolia	XV-014745	#N/A	Ulaan khoshuunii khad	13,776	Dornogobi	Mandakh	2009.02.23	2015.02.23
Kharvestdesert	XV-014746	#N/A	Ulziit	9,976	Dornod	Bayantumen, Choibalsan	2009.02.23	2015.02.23
Saikhanmisheel	XV-014749	#N/A	Erdene	21,995	Dornogobi	Ulaanbadrakh, Erdene	2009.02.24	2015.02.24
Megamines mongolia	XV-014750	#N/A	Shokhoit	351	Dundgobi	Bayanjargalan	2009.02.24	2015.02.24
BRX	XV-014753	#N/A	Berkh uul	4,544	Selenge	Khuder	2009.02.24	2015.02.24
Erdesplazm	XV-014755	#N/A	Maanit	41	UB	Bagakhangai	2009.02.24	2015.02.24

Legal entity name	Licence No	Mineral type	Area name	Area size	Province	District	Date issued	Expiration date
Ongotmargad	XV-014758	#N/A	Altantsugts	267	Bayan-Ulgii	Altantsugts	2009.02.24	2015.02.24
Americanstandart	XV-014761	#N/A	Jonshtiin Gobi	632	Sukhbaatar	UulBayan	2009.03.02	2015.03.02
Ondorkhos	XV-014764	#N/A	Uuhsgiin davaa	1,354	Zavkhan	Aldarkhaan	2009.03.05	2015.03.05
Wartburg	XV-014766	#N/A	Tsagd-Uul	3,183	Arkhangai	Tsenkher	2009.03.05	2015.03.05
Khangailand	XV-014767	#N/A	Bayan	12,182	Umnugobi	Nomgon	2009.03.05	2015.03.05
Khangailand	XV-014768	#N/A	Teeg	7,861	Umnugobi	Nomgon	2009.03.05	2015.03.05
Khangailand	XV-014769	#N/A	Dukhum	4,559	Umnugobi	Nomgon	2009.03.05	2015.03.05
Mandal-Orgokh	XV-014770	#N/A	Ulaan tolgoiin shand	26,388	Umnugobi	Bayan-Ovoo	2009.03.05	2015.03.05
Mandal-Orgokh	XV-014771	#N/A	Bayan	17,916	Umnugobi	Bayan-Ovoo	2009.03.05	2015.03.05
Mandal-Orgokh	XV-014772	#N/A	Bayan-1	2,268	Umnugobi	Bayan-Ovoo	2009.03.05	2015.03.05
Mandal-Orgokh	XV-014773	#N/A	Bayan-2	2,655	Umnugobi	Bayan-Ovoo	2009.03.05	2015.03.05
Aroma amt	XV-014775	#N/A	Adag	1,779	Umnugobi	Noyon	2009.03.05	2015.03.05
Mandal-Orgokh	XV-014776	#N/A	Khongor	7,444	Umnugobi	Bayandalai	2009.03.05	2015.03.05
Boston international	XV-014779	#N/A	Ukhaa del	1,469	Dornogobi	Dalanjargalan	2009.03.05	2015.03.05
Bumbar resources	XV-014782	#N/A	Nuurst	26	Gobi-Altai	Chandmani	2009.03.05	2015.03.05
Kraton	XV-014784	#N/A	Khukh khutul	1,003	Arkhangai	BatTsengel	2009.03.05	2015.03.05
Bigerkhaikhan	XV-014786	#N/A	Ikh tolgoiin ar	1,737	Dornod	Dashbalbar, Chuluunkhoroot	2009.03.05	2015.03.05
Shine uyanga	XV-014787	#N/A	Enger ukhaa	4,102	Gobi-Altai	Sharga	2009.03.05	2015.03.05
Bigerkhaikhan	XV-014788	#N/A	Enger ukhaa	3,997	Gobi-Altai	delger	2009.03.05	2015.03.05
Gobi erdene maral	XV-014790	#N/A	Nutgiin tolgod	46,716	Dornogobi	Altanshiree, Delgerekh, Urgan	2009.03.09	2015.03.09
Nagaaranzbaj	XV-014791	#N/A	Tsagaan del-2	138	Dornogobi	Airag	2009.03.10	2015.03.10
Peninsula mining	XV-014795	#N/A	Dalai 1	13,243	Dundgobi	Luus	2009.03.11	2015.03.11
South gobi black gold	XV-014797	#N/A	Urliin ovoo	684	Dornod	Gurvanzagal	2009.03.17	2015.03.17
Jorchidai	XV-014798	#N/A	Khadiin khudag	2,195	Dornod	Matad	2009.03.18	2015.03.18
BUMB	XV-014802	#N/A	Morin tolgoi	45	Darkhan-Uul	Khongor, Shariingol	2009.03.25	2015.03.25
Khaniin material	XV-014804	#N/A	Nairamdal-3	54	UB	Songinokhairkhan	2009.03.25	2015.03.25
Mongol mining and Exploration	XV-014806	#N/A	Tsakhiur	2,368	Bayankhongor, Zavkhan	Bayanbulag, Otgon	2009.03.25	2015.03.25
American standart	XV-014809	#N/A	Targat	1,067	Dundgobi	Delgerkhangai	2009.03.26	2015.03.26
Jemini	XV-014811	#N/A	Tsagaan olom	3,564	Gobi-Altai	Taishir	2009.03.27	2015.03.27
DEPAM	XV-014824	#N/A	Khamar us	261	Dornogobi	Ikh khet	2009.03.31	2015.03.31
Borj-Ovoot	XV-014827	#N/A	Tsagaan undur	116	Dornogobi	Ikh khet	2009.03.31	2015.03.31
Khulmorit mining	XV-014843	#N/A	Khul morit-1	309	Bayankhongor	Bayan-Undur	2004.04.26	2016.04.26
MEBE	XV-014846	#N/A	Khuuvur khudag	2,612	Bayankhongor	Bayangobi	2009.04.08	2015.04.08
Saruulsain	XV-014851	#N/A	Uushig	7,890	Sukhbaatar	Bayandelger	2009.04.10	2015.04.10
Altan Rio mongolia	XV-014857	#N/A	Takhilt	4,297	Khovd	Chandmani	2009.04.17	2015.04.17
Shankhi coke and coal chemicals union mongolia	XV-014858	#N/A	Urt tsagaan	21,251	Dornod	Matad	2009.04.17	2015.04.17
Shankhi coke and coal chemicals union mongolia	XV-014859	#N/A	Bayan us	12,269	Dornod	Bayantumen, Matad	2009.04.17	2015.04.17
SEMS	XV-014863	#N/A	Khudert	4,782	Sukhbaatar	Erdenetsagaan	2009.04.21	2015.04.21
Pluorspar resources	XV-014867	#N/A	Undur tolgoi	116	Dornogobi, Khentii	Delgerekh, Galshar	2009.04.22	2015.04.22
SDDG	XV-014871	#N/A	Uliin tolgoit	1,379	Sukhbaatar	Munkhkhaan	2009.04.23	2015.04.23
Woodstar resources international	XV-014873	#N/A	Terguun bayan sum	21,397	Dornod, Sukhbaatar	Matad, Erdenetsagaan	2009.04.23	2015.04.23
IBEX land mongolia	XV-014876	#N/A	Amtgain toiron	16,214	Dornogobi	Mandakh, Khatanbulag	2009.04.27	2015.04.27
IBEX land mongolia	XV-014877	#N/A	Enger sukhaiiin tal	13,680	Dornogobi	Mandakh	2009.04.27	2015.04.27
NCRI	XV-014879	#N/A	Gashuun	9,283	Umnugobi	Gurvantes	2007.04.30	2016.04.30
Orchlon-Ord	XV-014885	#N/A	Zalaat tolgoi	399	Dornogobi	Dalanjargalan	2009.05.01	2015.05.01
Monkvarts	XV-014888	#N/A	Bayan uul	1,981	Dornogobi	Saikhandulaan	2009.05.01	2015.05.01
MGMG	XV-014897	#N/A	Buyant	763	Selenge	Bayangol	2009.05.06	2015.05.06

Legal entity name	Licence No	Mineral type	Area name	Area size	Province	District	Date issued	Expiration date
Mandal-Altai	XV-014898	#N/A	Altangadas	2,790	Gobi-Altai	Taishir	2009.05.06	2015.05.06
Taliin nuuts	XV-014900	#N/A	Alag tolgoi	9,935	Dornogobi	Erdene	2009.05.07	2015.05.07
Remicon JSC	XV-014901	#N/A	Ikhnart	2,238	Dornogobi	Dalanjargalan	2009.05.11	2015.05.11
Remitson JSts	XV-014902	#N/A	Tsagaan Uul	2,164	Dornogobi	Dalanjargalan	2009.05.11	2015.05.11
Bilegtkhairkhan uul	XV-014907	#N/A	Khar toirom	28,165	Dundgobi	Gurvansaikhan, Ulzii	2008.04.15	2017.04.15
Khotgor Shanaga	XV-014908	#N/A	Sovog	11,766	Uvs	Bukhmurun, Khovd	2008.05.15	2017.05.15
Altairgold	XV-014916	#N/A	Zagdal	999	Tuv	Sumber	2009.05.21	2015.05.21
Ikhn Gobi energy	XV-014922	#N/A	Tukhum-3	1,969	Dornogobi	Mandakh	2005.12.16	2017.12.16
Ikhn Gobi energy	XV-014923	#N/A	Tukhum-4	8,302	Dornogobi	Mandakh, Khatanbulag, Khuvsgul	2005.12.16	2017.12.16
Bust-Orgil	XV-014928	#N/A	Airag	6,411	Dundgobi	Bayanjargalan	2009.06.09	2015.06.09
Khuslemj	XV-014930	#N/A	Maikhant	16,687	Umnugobi	Khanbogd	2009.06.15	2015.06.15
Benefit world energy	XV-014931	#N/A	Olon bulag	3,392	Khovd	Bulgan, Uynch	2009.06.15	2015.06.15
Itgeltushig	XV-014934	#N/A	Zavsar	28	Tuv	Altanbulag	2009.06.17	2015.06.17
Tethys mining	XV-014939	#N/A	Indert	2,605	Uvs	Bukhmurun, Khovd	2004.08.03	2013.08.03
Altangol Exploration	XV-014947	#N/A	Chuluut	91	Bulgan	Buregkhangai	2009.06.23	2015.06.23
Erdkhul	XV-014952	#N/A	Shavart	26	UB	Nalaikh	2009.06.25	2015.06.25
Dadizi uian	XV-014955	#N/A	Shariin gol	550	Darkhan-Uul	Khongor, Shariingol	2009.06.25	2015.06.25
Mon-Ajnai	XV-014972	#N/A	Ulaan tolgoi	423	Khuvsgul	Tunel	2009.07.01	2015.07.01
Chinbolai	XV-014975	#N/A	Bayan-1	909	Bulgan	Orkhon	2009.07.03	2015.07.03
IntraGobi gold	XV-014976	#N/A	Enger khudag	14,427	Dundgobi, Tuv	Erdenedalai, Buren, delgerkhaan	2009.07.03	2015.07.03
Khotgor Shanaga	XV-014979	#N/A	Derst	205	Uvs	Bukhmurun	2009.07.03	2015.07.03
Erensky	XV-014982	#N/A	Erdenetolgoi-1	5,076	Dornod	Dashbalbar	2009.07.07	2015.07.07
NAMO bridge	XV-014983	#N/A	Bukhug	14	UB	Khan-Uul	2009.07.07	2015.07.07
Khotgor Shanaga	XV-014990	#N/A	Shand	79	Uvs	Bukhmurun	2009.07.09	2015.07.09
Akhkh	XV-014995	#N/A	Altan od	16,014	Umnugobi	Khanbogd	2009.07.16	2015.07.16
Buleen-Undraga	XV-014997	#N/A	Buleenii khundii	100	Selenge	Orkhontuul	2005.12.27	2014.12.27
MGMG	XV-014999	#N/A	Bayangol	2,608	Selenge	Khuder	2008.09.30	2017.09.30
Nadmin	XV-015000	#N/A	Buyant	22,307	Dornogobi	Mandakh	2009.07.20	2015.07.20
HBC	XV-015005	#N/A	Zeeg	1,602	Dornod	Dashbalbar	2009.07.20	2015.07.20
ASTS	XV-015006	#N/A	Khavchig	1,894	Khuvsgul	Burentogtokh	2009.07.20	2015.07.20
Bulgan-Invest	XV-015007	#N/A	Dulaan khar uul	19,632	Bayan-Ulgii	Nogoonnuur	2009.07.20	2015.07.20
Munkh naran uul	XV-015028	#N/A	Bayantsogt	2,141	Dornogobi	Dalanjargalan	2009.07.24	2016.03.25
Mongolstandart	XV-015029	#N/A	Tsuvraa tolgoi	1,112	UB	Baganuur	2009.07.24	2015.07.24
Gobitugalga	XV-015034	#N/A	Alag khudag	1,224	Umnugobi	Noyon	2009.07.28	2015.07.28
Gobitugalga	XV-015035	#N/A	Alag khudag	164	Umnugobi	Noyon	2009.07.28	2015.07.28
Erdeniin undraga khairkhan	XV-015039	#N/A	Yamaat	2,779	Uvurkhangai	Uyanga	2009.07.30	2015.07.30
Saruulsain	XV-015043	#N/A	Gurvan khar tolgoi	11,372	Dornogobi	Khuvsgul	2009.08.03	2017.06.06
Santshuan river	XV-015044	#N/A	Sukhait uul	4,100	Dornogobi	Saikhandulaan	2009.08.03	2015.08.03
Berkh resources	XV-015048	#N/A	Manant tolgoi	2,082	Khentii	Batshireet	2009.08.05	2015.08.05
Mongolstandart	XV-015051	#N/A	Elstei	124	UB	Nalaikh	2009.08.10	2015.08.10
Megamines mongolia	XV-015052	#N/A	Orgih	3,990	Tuv	Bayan-Unjuul, Buren	2009.08.10	2015.08.10
Nainfon nenyuani	XV-015054	#N/A	Shavagtain	5,007	Umnugobi	Bayandalai	2007.10.23	2016.10.23
H&H Mining	XV-015059	#N/A	Khuren bulag	4,274	Umnugobi	KhanKhongor	2009.08.10	2015.08.10
Western Minex	XV-015061	#N/A	Ochiriin bulag	23,325	Khovd	Bulgan	2009.08.10	2015.08.10
JBMD	XV-015063	#N/A	Zaagiin khundii	5,059	Dornod	Dashbalbar	2009.08.12	2015.08.12
BJMB	XV-015064	#N/A	Tsagaan chuluut	541	Dornod	Bayandun	2009.08.12	2015.08.12
Todkhos ortshlon	XV-015068	#N/A	Baruun urd	1,888	Umnugobi	KhanKhongor	2009.08.14	2015.08.14
Menyashiyu	XV-015069	#N/A	Baruun khoid	2,369	Umnugobi	KhanKhongor	2009.08.14	2015.08.14
Todkhos ortshlon	XV-015070	#N/A	Zuun urd	103	Umnugobi	Tsogt-Ovoo	2009.08.14	2015.08.14

Legal entity name	Licence No	Mineral type	Area name	Area size	Province	District	Date issued	Expiration date
Tengriterra resources	XV-015071	#N/A	Zalaa uul	49,729	Zavkhan	Aldarkhaan, Durvuljin, Erdenekhairkhan, Yaruu	2009.08.17	2015.08.17
Evermineral	XV-015073	#N/A	Ulziin gol	1,221	Dornod, Khentii	Bayan-Uul, Dadal	2009.08.18	2015.08.18
Menyashiyu	XV-015074	#N/A	Baruun kheseg	1,109	Umnugobi	KhanKhongor	2009.08.20	2015.08.20
Jastso	XV-015079	#N/A	Derst khotgor	10,874	Dornogobi	Erdene	2009.08.21	2015.08.21
Newbellow	XV-015081	#N/A	Urt tsagaan	971	Dornod	Matad	2009.04.17	2015.04.17
Newbellow	XV-015082	#N/A	Bayan-us	581	Dornod	Matad	2009.04.17	2015.04.17
Mon global mineral	XV-015096	#N/A	Khoid khotgor	3,564	Umnugobi	Tsogt-Ovoo	2009.09.02	2015.09.02
Erdenes Manlai Mining Resource	XV-015098	#N/A	Maikhant	17,447	Umnugobi	Khanbogd	2009.09.03	2015.09.03
Altarganakhairkhan	XV-015099	#N/A	Khuurai tal	14,835	Bayankhongor	Bayan-Undur, Shinejinst	2009.09.03	2015.09.03
Jorchidai	XV-015112	#N/A	Balugar	944	Uvs	Davst	2009.09.04	2015.09.04
Mochistone	XV-015114	#N/A	Toshint uul	1,471	Bayan-Ulgii	Sagsai	2009.09.04	2015.09.04
Vailink	XV-015117	#N/A	Ulaan undur	542	Dornod	Bulgan	2009.09.08	2015.09.08
BDALT	XV-015121	#N/A	Unsgenii khundii	102	UB	Khan-Uul	2009.09.09	2015.09.09
Orgiluuntov	XV-015125	#N/A	Tsagaan del	2,680	Dornod	Matad	2009.09.11	2015.09.11
Fokhmining	XV-015127	#N/A	Shovongiin khyar	1,936	Umnugobi	Gurvantes	2009.09.11	2015.09.11
Central asian Cement	XV-015129	#N/A	Buuvei	57	Selenge	Orkhontuul	2009.09.11	2015.09.11
Pakimor	XV-015132	#N/A	Bulgiin ovoo	3,694	Khentii	Murun, Kherlen	2009.09.11	2015.09.11
HKGC	XV-015134	#N/A	Chandana	9,236	Khentii	Jargaltkhaan, Kherlen	2009.09.11	2015.09.11
MMRI	XV-015140	#N/A	Angarkhai am	144	Bayankhongor	Bumbugur	2009.09.16	2015.09.16
Tsetsens mining and energy	XV-015146	#N/A	Dagai-2	3,413	Dornod	Gurvanzagal, Dashbalbar	2009.09.18	2015.09.18
Goldengobi Mining	XV-015147	#N/A	Tenuun-2	30,325	Umnugobi	Bayandalai	2008.11.14	2017.11.14
Newmandshir	XV-015148	#N/A	Ukhaa-1	7,120	Umnugobi	Mandal-Ovoo	2009.09.21	2015.09.21
Geokanon tov	XV-015149	#N/A	Dulaan	27,088	Dornogobi	Mandakh, Saikhandulaan	2009.09.21	2015.09.21
Greatparagon	XV-015160	#N/A	Ovoot uul	92	UB	Khan-Uul	2009.09.24	2015.09.24
Ikhkhaan chuluu	XV-015162	#N/A	Teeg	1,408	Dundgobi	Undurshil	2009.09.25	2015.09.25
Mandalkhuder	XV-015163	#N/A	Tugrug	417	Gobi-Altai	Tugrug	2004.04.30	2013.04.30
IBEX land mongolia	XV-015167	#N/A	Bayannuur	3,273	Dornogobi, Umnugobi	Mandakh, Khatanbulag, Manlai, Khanbogd	2009.09.30	2015.09.30
Usukh tumen gol	XV-015176	#N/A	Unsgen	30	Dundgobi	Erdenedalai	2009.10.05	2015.10.05
Shyrose	XV-015184	#N/A	Senjtiin khyar	5,813	Gobi-Altai	Altai, Tsogt	2009.10.08	2015.10.08
Shyrose	XV-015185	#N/A	Khayangiin khar tolgoi	2,192	Gobi-Altai	Tsogt	2009.10.08	2015.10.08
Magitsbridge	XV-015186	#N/A	Nergui	101	Dornogobi	Airag	2009.10.08	2015.10.08
Biekuang jituan	XV-015189	#N/A	Gun shand	47,812	Dornogobi	Airag, Saikhandulaan	2009.10.12	2015.10.12
Orchlon-Ord	XV-015193	#N/A	Orkhon	126	Selenge	Orkhontuul	2009.10.12	2015.10.12
Ostnorm	XV-015196	#N/A	Khurendov	517	Gobi-Altai	Khukhmorit	2009.10.13	2015.10.13
Yesonkhash erdene	XV-015200	#N/A	Khudagt	864	Selenge	Orkhontuul	2005.11.10	2017.11.10
Batsuuri tsonstrutsation	XV-015201	#N/A	Durvuljiiin am	4,268	Tuv	Lun, Ugtaaltsaidam	2009.10.16	2015.10.16
Uils tsonstratstion	XV-015202	#N/A	Lamii khiid	3	Orkhon	Bayan-Undur	2009.10.16	2015.10.16
Heiwood mongolia	XV-015204	#N/A	Burgastain shivee	3,668	Uvs	Tarialan	2009.10.16	2015.10.16
Ungut-anar	XV-015206	#N/A	Davst	1,958	Uvs	Davst	2009.10.19	2015.10.19
Redbulls	XV-015208	#N/A	Baruun	56	Bulgan	Buregkhangai	2009.10.20	2015.10.20
Nordwest minerals	XV-015209	#N/A	Nergui sair	4,290	Bulgan	Buregkhangai, Orkhon	2009.10.20	2015.10.20
Boldlan	XV-015210	#N/A	Tsagaan tal	393	Dornogobi	Ikh khet	2009.10.20	2015.10.20
Dornodmetal	XV-015211	#N/A	Ar khaalgat	5,066	Bayan-Ulgii	Bulgan	2009.10.22	2015.10.22
Khulmorit mining	XV-015214	#N/A	Khuli morit	495	Bayankhongor	Bayan-Undur	2009.10.26	2015.10.26
Boldtsen	XV-015227	#N/A	Airgiin enger	404	Tuv	Bayan	2009.10.27	2015.10.27
Dornodmetal	XV-015236	#N/A	Urumt	11,803	Bayan-Ulgii	Bulgan	2009.11.04	2015.11.04
Ritshdomo	XV-015250	#N/A	Ulaannuur	1,003	Dornogobi	Airag	2007.10.29	2016.10.29
Khankhentii khuder	XV-015256	#N/A	Unagan ukhaa	2,880	Khentii	Bayankhutag	2009.11.16	2015.11.16
Tod-Almaz	XV-015261	#N/A	Bor tolgoi	914	Tuv	Sergelen	2009.11.19	2015.11.19

Legal entity name	Licence No	Mineral type	Area name	Area size	Province	District	Date issued	Expiration date
Mandal-Altai	XV-015265	#N/A	Bulagt-2	2,362	Gobi-Altai	delger	2009.11.19	2015.11.19
Mandal-Altai	XV-015266	#N/A	Bulagt	2,875	Gobi-Altai	delger	2009.11.19	2015.11.19
Mandal-Altai	XV-015267	#N/A	Bor tsakhiur	6,681	Gobi-Altai	Erdene	2009.11.19	2015.11.19
Mandal-Altai	XV-015268	#N/A	Bumbat-2	2,662	Gobi-Altai	delger	2009.11.19	2015.11.19
Mandal-Altai	XV-015270	#N/A	Ugalziin nuruu	5,832	Gobi-Altai	Bugat	2009.11.19	2015.11.19
Altantoig	XV-015272	#N/A	Khairga	74	Tuv, UB	Altanbulag, Khan-Uul	2009.11.19	2015.11.19
Olon-Ovoot gold	XV-015276	#N/A	Khoromt	2,192	Umnugobi	Mandal-Ovoo	2003.05.11	2012.05.11
Olon-Ovoot gold	XV-015277	#N/A	Khurmen tolgoi	20,619	Umnugobi	Mandal-Ovoo	2003.11.24	2015.11.24
Olon-Ovoot gold	XV-015278	#N/A	Ulgii uul-1	35,656	Umnugobi	Bulgan, Mandal-Ovoo, KhanKhongor, Tsogt-Ovoo	2004.06.30	2016.06.10
Olon-Ovoot gold	XV-015279	#N/A	Baruun-Ovoo	34	Umnugobi	Mandal-Ovoo	2004.10.05	2013.10.05
Olon-Ovoot gold	XV-015280	#N/A	Bayan shiree uul	34,322	Dundgobi	Luus, Khuld	2005.01.12	2014.01.12
Olon-Ovoot gold	XV-015281	#N/A	Avdrant-1	8,128	Umnugobi	Mandal-Ovoo	2003.05.11	2015.05.11
Olon-Ovoot gold	XV-015284	#N/A	Avdrant	5,409	Umnugobi	Mandal-Ovoo	2003.05.11	2012.05.11
Tov erdene sant	XV-015296	#N/A	Bayan	258	Tuv	Sergelen	2009.11.25	2015.11.25
Mongol-Oil sheil	XV-015298	#N/A	Zuun chuluut	2,828	Dornod	Bayandun	2009.11.25	2015.11.25
Great baitar	XV-015311	#N/A	Khargant	8,844	Dornogobi	Ulaanbadrakh, Khuvsgul	2009.11.30	2015.11.30
Dourado	XV-015312	#N/A	Orkhon tseel	8,445	Dornogobi	Erdene	2009.11.30	2015.11.30
Amarbayasgalant Gobi	XV-015313	#N/A	Bust	8,507	Dornogobi	Khuvsgul	2009.11.30	2015.11.30
UTJ	XV-015314	#N/A	Serten	1,693	Gobi-Altai	delger	2009.11.30	2015.11.30
U L T D	XV-015315	#N/A	Alag khairkhan	9,210	Gobi-Altai	Bugat	2009.11.30	2015.11.30
Menyashiyu	XV-015317	#N/A	Zuun nemelt	603	Umnugobi	Tsogt-Ovoo	2009.11.30	2015.11.30
Menyashiyu	XV-015318	#N/A	Baruun nemelt	377	Umnugobi	KhanKhongor, Tsogt-Ovoo	2009.11.30	2015.11.30
Golden Wing	XV-015327	#N/A	Salgar shand	11,065	Dornogobi, Umnugobi	Khatanbulag, Khanbogd	2009.12.04	2015.12.04
Sarmaideelt	XV-015330	#N/A	Tushets	89	Dornogobi	Airag, Dalanjargalan	2009.12.04	2015.12.04
Khemjeelshgui od	XV-015335	#N/A	Ulziit	2,207	Khentii	Kherlen	2009.12.04	2015.12.04
Mokhgun od	XV-015336	#N/A	Nuden	159	Dundgobi	Undurshil	2009.12.04	2015.12.04
Marcopolo	XV-015337	#N/A	Bulag	56,586	Gobi-Altai	Biger, delger, Esunbulag	2009.12.04	2015.12.04
TBES	XV-015338	#N/A	Argaliin uul	1,212	Dornogobi	Urgun	2009.12.07	2015.12.07
Khankhentii khuder	XV-015339	#N/A	Bayan munkh tolgoi	854	Khentii	Murun, Kherlen	2009.12.07	2015.12.07
Chuluun-Erdenes	XV-015341	#N/A	Telt	1,292	Selenge	Sant	2009.12.07	2015.12.07
TNC	XV-015342	#N/A	Kharganat	434	Selenge	Eruu	2009.12.08	2015.12.08
SQS	XV-015346	#N/A	Jargalantiin nuruu	1,527	Bayankhongor	Galuut	2009.12.08	2015.12.08
Khuder-Ord	XV-015350	#N/A	Bor togloi	3,433	Dundgobi	Gurvansaikhan	2009.12.08	2015.12.08
HBC	XV-015354	#N/A	Khar tolgoi	6,238	Uvs	Tarialan	2009.12.10	2015.12.10
BMBB	XV-015359	#N/A	Shand	26	Darkhan-Uul	Khongor	2009.12.11	2015.12.11
Nagaaranzhaj	XV-015365	#N/A	Ilrel-1	10,245	Sukhbaatar	Munkhkhaan	2009.12.16	2015.12.16
TroiGobi	XV-015366	#N/A	Ilrel-2	30,470	Dornod, Sukhbaatar	Bulgan, Sukhbaatar	2009.12.16	2015.12.16
Blegravia mining	XV-015372	#N/A	Nuurst khotgor	3,869	Gobi-Altai	delger	2009.12.22	2015.12.22
Dourado	XV-015379	#N/A	Altangadas	14,718	Gobi-Altai	Taishir	2009.12.28	2015.12.28
Dourado	XV-015380	#N/A	Tseel	9,479	Gobi-Altai	Erdene	2009.12.28	2015.12.28
Dourado	XV-015381	#N/A	Aldar	8,992	Gobi-Altai	Erdene	2009.12.28	2015.12.28
Mongolgomot group	XV-015382	#N/A	Khukh khadat	920	Selenge	Orkhontuul	2009.12.28	2015.12.28
Agibuyant	XV-015383	#N/A	Khersiin tal	3,476	Umnugobi	Manlai	2009.12.28	2015.12.28
ASTS	XV-015384	#N/A	Nuramt	1,715	Khuvsgul	Burentogtokh	2009.12.28	2015.12.28
HBC	XV-015387	#N/A	Khashaatiin khar	2,341	Uvs	Naranbulag	2007.09.27	2016.09.27
Maksmargad	XV-015391	#N/A	Gichgene	5,561	Gobi-Altai	Erdene	2010.01.06	2016.01.06
Monkh altan suvruga	XV-015392	#N/A	Bayan	5,325	Gobi-Altai	Taishir	2010.01.06	2016.01.06
Maksmargad	XV-015393	#N/A	Gichgene-1	1,038	Gobi-Altai	Erdene	2010.01.06	2016.01.06
Bileg-ord	XV-015395	#N/A	Zeeg uul	2,467	Dornod	Dashbalbar	2010.01.06	2016.01.06

Legal entity name	Licence No	Mineral type	Area name	Area size	Province	District	Date issued	Expiration date
Altrag-Akhas	XV-015396	#N/A	Toodogin gobi	13,843	Dundgobi	Ulziit, Undurshil	2010.01.06	2016.01.06
Dornod sodium sulphate	XV-015397	#N/A	Baruun shavar	1,546	Dornod	Khalkhgol	2010.01.06	2016.01.06
SMIMG	XV-015401	#N/A	Ulz	583	Dornod	Bayandun	2010.01.06	2016.01.06
JDBN	XV-015404	#N/A	Khar togoo	2,645	Umnugobi	Gurvantes	2010.01.11	2016.01.11
HKGC	XV-015407	#N/A	Budargana	4,919	Dundgobi	Luus	2010.01.11	2016.01.11
OAE	XV-015410	#N/A	Oyut	6,234	Bayan-Ulgii	Tolbo	2010.01.13	2013.01.13
Feng chun international	XV-015415	#N/A	Dungiin ovoo	16,192	Bayankhongor	Baatsagaan	2010.01.18	2016.01.18
Zulegtbulag	XV-015417	#N/A	Surt-2	63	Dornogobi	Airag	2010.01.19	2016.01.19
Khosbogd	XV-015421	#N/A	Tuulin baruun denj	255	Bulgan	Buregkhangai	2010.01.20	2016.01.20
Stamina	XV-015422	#N/A	Ulziit	5,224	Dundgobi	Ulziit	2010.01.20	2016.01.20
BOYO	XV-015426	#N/A	Aguit	1,388	Bulgan	Dashinchilen	2010.01.21	2016.01.21
Khuadi Kyonei	XV-015430	#N/A	Nariin kheres uul-1	4,590	Dornogobi	Khatanbulag, Khuvsgul	2010.01.22	2016.01.22
MCAD	XV-015432	#N/A	Khudert	5,238	Dornod	Dashbalbar	2010.01.22	2016.01.22
Shineshuudan	XV-015433	#N/A	Naranbulag-1	8,086	Zavkhan	Telmen	2010.01.22	2016.01.22
Naruka	XV-015440	#N/A	Gurvan khairkhan	722	Gobi-Altai	Altai	2010.01.26	2016.01.26
BRX	XV-015441	#N/A	Buduun	21,482	Khovd	Bulgan	2010.01.27	2016.01.27
Nomin-Ord	XV-015442	#N/A	Ukhaa sair	3,423	Dundgobi	Adaatsag, delgerTsogt	2010.01.27	2016.01.27
Scientse elements	XV-015445	#N/A	Ulaanbulag	551	Bayankhongor	Galuu	2007.10.29	2016.10.29
Millenium storm	XV-015446	#N/A	Unegtiin ovoo	11,801	Tuv	Buren, delgerkhaan	2010.01.29	2016.01.29
EMIC	XV-015447	#N/A	Del undur	19,917	Dornod	Dashbalbar	2010.01.29	2016.01.29
JRTB	XV-015448	#N/A	Ulziit	3,001	Dundgobi	Undurshil	2010.02.02	2016.02.02
Shprii	XV-015451	#N/A	Javkhilant	9,932	Umnugobi	Khanbogd	2010.02.02	2016.02.02
Scantgold	XV-015455	#N/A	Tumurt	5,810	Selenge	Bayangol	2010.02.03	2016.02.03
Shargal margad	XV-015456	#N/A	Delger	387	Khentii	Bayankhutag	2010.02.03	2016.02.03
Mongolian top field	XV-015461	#N/A	Khar khudag	17,927	Dornogobi	Ikh khet	2010.02.04	2016.02.04
Terra-energy	XV-015466	#N/A	Tsakhiiurt gobi	4,928	Dundgobi	Erdenedalai	2007.11.13	2016.11.13
Jemini	XV-015467	#N/A	Khukh tolgoi	2,845	Gobi-Altai	delger, Taishir	2010.02.08	2016.02.08
Tsantyn khaya	XV-015472	#N/A	Delger	2,798	Dundgobi	tsagaandelger	2010.02.10	2016.02.10
Duntrade	XV-015473	#N/A	Sevsuul	334	Selenge	Bayangol	2010.02.10	2016.02.10
Sobt trade	XV-015477	#N/A	Ereen tolgoi	7,181	Sukhbaatar	Erdenetsagaan	2007.10.26	2016.10.26
DNTS	XV-015481	#N/A	Mandal	1,007	Khentii	Tsenkhermandal	2010.02.12	2016.02.12
Dorniin chuluulag	XV-015485	#N/A	Jalga	6,333	Sukhbaatar	Sukhbaatar	2010.02.12	2016.02.12
Dorniin chuluulag	XV-015486	#N/A	Taliin ukhaa	7,926	Dornod, Sukhbaatar	Matad, Sukhbaatar	2010.02.12	2016.02.12
Dorniin chuluulag	XV-015488	#N/A	Jargalant	8,528	Sukhbaatar	Sukhbaatar	2010.02.12	2016.02.12
Ariunmandal shivaa	XV-015490	#N/A	Saikhan	571	Dundgobi	Gurvansaikhan	2010.02.12	2016.02.12
HDL	XV-015491	#N/A	Ulaanbadrakh-2	10,082	Dornogobi	Ulaanbadrakh, Khuvsgul	2010.02.18	2016.02.18
SPROT	XV-015493	#N/A	Shuut	96	Sukhbaatar	Khalzan	2010.02.18	2016.02.18
MRE	XV-015495	#N/A	Shivert gol	3,984	Selenge	Mandal	2010.02.18	2016.02.18
Tegshtplant	XV-015497	#N/A	Tashgai uul orchim	141	Tuv, UB	Altanbulag, Khan-Uul	2010.02.18	2016.02.18
Ar-Erkhes	XV-015499	#N/A	Avdrant	7,748	Tuv	Arkhus, Bayandelger, Erdene	2010.02.23	2016.02.23
TESO	XV-015500	#N/A	Tsagaan tolgoi	1,432	Dornogobi	Khuvsgul	2010.02.23	2016.02.23
Fargoko	XV-015501	#N/A	Khuren tsav	6,642	Dundgobi	Ulziit	2010.02.24	2016.02.23
Scantgold	XV-015502	#N/A	Bayan-uul	2,310	Selenge	Javkhilant	2010.02.25	2016.02.25
Centerra Gold Mongolia	XV-015503	#N/A	Tariat	9,080	Dornod	tsagaan-Ovoo	2010.02.25	2016.02.25
Centerra Gold Mongolia	XV-015504	#N/A	Davkhar tolgoi	590	Dornod	tsagaan-Ovoo	2010.02.25	2016.02.25
NTSM	XV-015510	#N/A	Ar khadnii ovoo	5,018	Khovd	Bulgan, Uynch	2010.03.02	2016.03.02
Jintsorona	XV-015513	#N/A	Maikhan undur	2,572	Dornogobi	Altanshiree, Delgerekh	2010.03.02	2016.03.02
FFM	XV-015518	#N/A	Dund khyart uul	40,921	Dornod	Choibalsan	2010.03.03	2016.03.03
Altaikhokhii nuur	XV-015519	#N/A	Khuren	17,162	Khovd	Chandmani	2010.03.11	2016.03.11

Legal entity name	Licence No	Mineral type	Area name	Area size	Province	District	Date issued	Expiration date
Itgelt khuleg	XV-015521	#N/A	Shovgor uul	33,948	Khovd	Altai	2010.03.11	2016.03.11
Umaridiin gobi	XV-015526	#N/A	Khanan shireet	5,263	Zavkhan	tsagaan Khaikhan, tsagaan Chuluut	2010.03.12	2016.03.12
Chandmani tal	XV-015542	#N/A	Avdar kharaat	2,744	Dornod	Choibalsan	2010.04.01	2016.04.01
Richfield	XV-015544	#N/A	Khyalganat	7,635	Dornod	Bayantumen, Choibalsan	2010.04.01	2016.04.01
Khuld Iron	XV-015553	#N/A	Ugtaal	1,548	Dundgobi	Gobi-Ugtaal	2007.10.29	2016.10.29
Daagatiin salaa	XV-015554	#N/A	Khujiirt	626	Dundgobi, Tuv	Adaatsag, Buren	2010.04.08	2016.04.08
Mandalkhuder	XV-015555	#N/A	Ar chuluut	43,653	Gobi-Altai	Tsogt, Erdene	2010.04.08	2016.04.08
Rilmaik	XV-015556	#N/A	Erdeniin tolgoi	1,332	Dornod	Bayan-Uul	2010.04.08	2016.04.08
Universal mineral Exploration	XV-015559	#N/A	Chantuugiin khundii	13,778	Gobi-Altai	Tonkhil	2010.04.08	2016.04.08
Bulgantaikhar	XV-015562	#N/A	Anand	2,306	Selenge	Orkhontuul	2010.04.09	2016.04.09
Ikhshijir erdene	XV-015563	#N/A	Uguujit	1,576	Selenge	Orkhontuul	2010.04.09	2016.04.09
Erdenemongol	XV-015569	#N/A	Khundii	4,514	Bayankhongor	Shinejinst	2010.04.14	2016.04.14
Landlord	XV-015570	#N/A	Suul undur tolgoi	5,878	Gobisumber	Sumner	2010.04.14	2016.04.14
Devjikh arvin ord	XV-015579	#N/A	Tsagaan tolgoi	34,476	Dundgobi, Umnugobi	Ulziit, Manlai	2010.04.16	2016.04.16
Horikawametal	XV-015587	#N/A	Shar uul	3,205	Uvs	Khyrgas	2008.04.22	2017.04.22
Centreval	XV-015591	#N/A	Ovoot	12,658	Dornod	Dashbalbar	2007.09.26	2016.09.26
ML Tsahiurt Ovoo	XV-015612	#N/A	Tsakhiurt ovoo	487	Sukhbaatar	Uul Bayan	2005.07.18	2017.07.18
Horikawametal	XV-015613	#N/A	Shar uul	1,668	Uvs	Khyrgas	2008.04.22	2017.04.22
BJMB	XV-015621	#N/A	Tsagaan chuluut	155	Dornod	Bayandun	2009.08.12	2015.08.12
Newbellow	XV-015623	#N/A	Ulziit ovoo	2,471	Bulgan	Buregkhangai	2006.04.24	2015.04.24
Sagsaimineral resource	XV-015628	#N/A	Engert	3,949	Bayan-Ulgii	Altai	2006.03.28	2016.03.28
EKTU	XV-015629	#N/A	Elstei	2,732	Dornogobi	Khatanbulag	2004.07.02	2013.07.02
Martsopolo	XV-015637	#N/A	Bulag	6,511	Gobi-Altai	Biger	2009.12.04	2015.12.04
UPMINING	XV-015648	#N/A	Sogoot	5,736	Khovd	Khovd	2008.02.18	2017.02.18
Shuren-Erkhi	XV-015998	#N/A	Tumen	244	Dornod	Bayantumen	2014.10.08	2017.10.08
Shuren-Erkhi	XV-016000	#N/A	Zagal	601	Dornod	Gurvanzagal	2014.10.08	2017.10.08
Shine ue global	XV-016319	#N/A	Zuun modnii els	34	UB	Nalaikh	2014.11.10	2017.11.10
Monlaa	XV-016654	#N/A	Murun-2	3,151	Khentii	Murun	2004.08.05	2013.08.05
Akhisprojetst	XV-016656	#N/A	Asgat ulaan uul	36,474	Gobi-Altai	Bugut, Tugrug	2006.08.21	2016.09.15
Khuld mining group	XV-016663	#N/A	Unukhukh	5,530	Dundgobi	Undurshil	2007.10.29	2016.10.29
Prestige Exploration	XV-016672	#N/A	Duutiin ukhaa	1,057	Tuv	Bayantsagaan	2008.10.14	2017.10.14
SHUT	XV-016674	#N/A	Batshireet-1	1,267	Khentii	Batshireet, Umnudelger	2004.08.17	2016.08.01
Gobi Shoo	XV-016677	#N/A	Shine us	100	Dundgobi	Bayanjargalan	2007.09.18	2016.09.18
EMGR	XV-016691	#N/A	Khongor ovoo	16,211	Umnugobi	Tsogt-Ovoo	2008.12.01	2014.12.01
JEIM	XV-016713	#N/A	Burged	8,110	Sukhbaatar	Tumentsogt	2007.06.11	2016.06.11
Jadozambala	XV-016714	#N/A	Bor tolgod	131,246	Umnugobi	Manlai	2008.05.06	2017.05.06
Jinchao	XV-016716	#N/A	Nomgon-2	2,015	Umnugobi	Nomgon	2007.12.26	2016.12.26
Jinchao	XV-016717	#N/A	Ulaankhuree uul	3,213	Umnugobi	Khurmen	2007.12.26	2016.12.26
Erdeniin undraga khairkhan	XV-016731	#N/A	Ult-2	31	Uvurkhangai	Uyanga	2008.04.18	2017.06.08
Gobi coal and Energy	XV-016744	#N/A	Adag	151	Bayankhongor	Shinejinst	2006.02.13	2015.02.13
Gobi coal and Energy	XV-016749	#N/A	Baits	90	Bayankhongor	Shinejinst	2008.06.03	2017.06.03
Mongolian resourts corporation	XV-016751	#N/A	Tsagaan uul	2,360	Khuvsgul	tsagaan-Uul	2005.11.24	2017.11.24
Ilchikhurdast	XV-016761	#N/A	Ongon uul	4,039	Selenge	Orkhontuul	2009.12.02	2015.12.02
Zeregkhgerel	XV-016763	#N/A	Ulziit	100	Dornogobi	Dalanjargalan	2008.04.07	2017.04.07
Olon-Ovoot gold	XV-016777	#N/A	Khorimt	1,010	Umnugobi	Mandal-Ovoo	2003.05.11	2012.05.11
Pentaterra	XV-016787	#N/A	Naran gol	205	Selenge	Bayangol	2006.02.21	2015.02.21
TGY	XV-016788	#N/A	Ikh bulag	4,030	Tuv	Bayan	2008.01.02	2017.01.02
Openpit	XV-016804	#N/A	Urt khoshuu	264	Selenge	Eruu	2008.04.07	2017.04.07
Badral line	XV-016807	#N/A	Utaat minjuur-2	903	Dornod	Choibalsan	2004.05.10	2013.05.10

Legal entity name	Licence No	Mineral type	Area name	Area size	Province	District	Date issued	Expiration date
Badral line	XV-016808	#N/A	Utaat minjuur-A	787	Dornod	Choibalsan	2004.05.10	2013.05.10
Winter Blossom	XV-016830	#N/A	Shand khudag	8,319	Uvs	Bukhmurun	2006.03.27	2017.02.08
Mongol altai resources	XV-016842	#N/A	Chigertei	81,476	Bayan-Ulgii	Altai, Buyant, Sagsai, Ulaankhus	2007.08.22	2016.08.22
IMGC	XV-016851	#N/A	Khar tolgoi	1,367	Sukhbaatar	Munkhkhaan, Tuvshinshree	2007.10.18	2016.10.18
Jungotetsuan	XV-016853	#N/A	Toirom	14,518	Dornogobi	Altanshiree	2007.07.30	2016.07.30
Shimtogtuun	XV-016856	#N/A	Mogoit khudag	876	Dornogobi	Mandakh	2008.08.28	2017.08.28
Ekh ursiin jargalan	XV-016858	#N/A	Zuun shariin us	15,322	Umnugobi	Khanbogd	2008.07.09	2017.07.09
COAAI	XV-016866	#N/A	Dornogobi-4	391	Dornogobi	Mandakh, Khuvsgul	2007.08.01	2016.08.01
Ariunkhairkhan	XV-016878	#N/A	Mungun-uul	598	Bulgan	Khishig-Undur	2007.08.31	2013.08.31
Mongol tsamkhag	XV-016899	#N/A	Ergeneg gobi	47,672	Dundgobi, Uvurkhangai	Erdenedalai, Bayan-Undur	2005.12.16	2014.12.16
Mongol tsamkhag	XV-016900	#N/A	Murgutsug	19,507	Dundgobi	Erdenedalai	2005.12.16	2014.12.16
Narnii ortoo	XV-016907	#N/A	Shavart	39	Selenge	Mandal	2009.09.04	2015.09.04
Nutgiin khash	XV-016909	#N/A	Nariin ovgor	95	Gobi-Altai	Esunbulag, Taishir	2003.03.27	2015.07.01
Mega-Era	XV-016915	#N/A	Undur javkhlan	18,833	Dornogobi	Sainshand, Saikhandulaan	2003.04.16	2015.04.03
LVT	XV-016928	#N/A	Soyot	11,730	Umnugobi	Khanbogd	2008.02.19	2015.02.19
Taliin eltsh	XV-016939	#N/A	Khuren uul	9,396	Sukhbaatar	Bayandelger	2008.07.23	2017.07.23
Infinity Space	XV-016948	#N/A	Khandgait	156	Selenge	Eruu	2009.10.12	2015.10.12
Newsimin resources	XV-016951	#N/A	Saran	3,365	Bayankhongor	Jinst	2007.11.14	2016.11.14
Erdenemongol	XV-016956	#N/A	Tsenkher nomin	4,669	Bayankhongor	Bayan-Undur, Shinejinst	2009.12.11	2015.12.11
Davaa-Arvijih	XV-016961	#N/A	Ar Enger	2,635	Umnugobi	Manlai	2008.12.30	2014.12.30
Dornyn khuder	XV-016963	#N/A	Uud	816	Dornod	Bulgan, Matad	2006.01.24	2015.01.24
Monkhlevra	XV-016969	#N/A	Tenuun-1	39,188	Umnugobi	Bayandalai, Noyon, Sevrei	2008.11.14	2014.11.14
Golden essentse mongolia	XV-016970	#N/A	Tenuun-1	22,969	Umnugobi	Bayandalai, Noyon	2008.11.14	2014.11.14
DHP	XV-016977	#N/A	Maikhant uul	571	Dornogobi	Dalanjargalan	2008.06.09	2017.06.09
Newgolden tsrown	XV-016983	#N/A	Mandal ul	11,705	Zavkhan	Erdenekhairkhan, Yaruu	2008.05.07	2017.05.07
Ih naran uul	XV-016992	#N/A	Mogoit Khudag	1,080	Dornogobi	Mandakh	2008.08.28	2017.08.28
Shijirkhairga	XV-016993	#N/A	Dund bukhug	34	Tuv	Altanbulag	2008.01.29	2017.01.29
Oboot koal mining	XV-017003	#N/A	Ovoot	2,704	Khuvsgul	Tsetserleg	2008.05.01	2017.05.01
Mongolian diamond mining	XV-017012	#N/A	Bakhlag	39,806	Bayan-Ulgii	Bugat, Nogoonnur	2006.03.28	2015.11.28
Dorvonkhumuun	XV-017016	#N/A	Doitiin bulag	962	Tuv	Sergelen	2006.10.25	2015.09.10
Ikhkhan uul	XV-017019	#N/A	Ikh bulag	171	Tuv	Bayan	2008.01.02	2017.01.02
Ikh khuren tolgoi	XV-017022	#N/A	Khukh uzuur-1	7,716	Dornogobi	Saikhandulaan	2007.11.05	2016.05.01
CGCM	XV-017024	#N/A	Shiveegiin gozgor	241	Dundgobi	Ulziit	2008.07.28	2017.07.28
Nutgiin mana	XV-017031	#N/A	Umnudelger	131	Khentii	Umnudelger	2008.06.09	2017.06.09
Centerra Gold Mongolia	XV-017050	#N/A	Tariat	694	Dornod	tsagaan-Ovoo	2010.02.25	2016.02.25
Gobi coal and Energy	XV-017058	#N/A	Adag	1,818	Bayankhongor	Shinejinst	2006.02.13	2015.02.13
Goldentaiga	XV-017075	#N/A	Molilt	680	Dornod	Bayandun	2009.08.10	2015.08.10
Tengriterra resources	XV-017123	#N/A	Yamaat	27,337	Gobi-Altai	Altai, Tseel	2008.12.08	2017.12.08
Altandornod Mongol	XV-017134	#N/A	Galtiin am	1,070	Tuv	Zaamar	2002.10.07	2013.10.07
Altandornod Mongol	XV-017135	#N/A	Tsagaan tsakhiir uul-2	610	Bayankhongor	Bayan-Ovoo	2007.06.26	2013.06.26
Altandornod Mongol	XV-017136	#N/A	Ergen us	3,882	Uvurkhangai	khairkhandulaan	2004.02.09	2014.02.09
Altandornod Mongol	XV-017137	#N/A	Bayan-ovoot uul	66	Tuv	Zaamar	2001.11.16	2014.11.16
Altandornod Mongol	XV-017138	#N/A	Khar suul	2,754	Bayankhongor	Baatsagaan, Bumber	2007.07.03	2013.07.03
Altandornod Mongol	XV-017139	#N/A	Tsakhir khudag	4,188	Bayankhongor	Bayan-Ovoo, Galuut	2007.08.03	2013.08.03
Altandornod Mongol	XV-017140	#N/A	Namagt	3,669	Bayankhongor	Baatsagaan	2007.06.27	2013.06.27
Altandornod Mongol	XV-017141	#N/A	Baidrag gol	5,061	Bayankhongor	Baatsagaan	2007.06.26	2013.06.26
Altandornod Mongol	XV-017142	#N/A	Bor khudag	3,581	Bayankhongor	Bayan-Ovoo	2007.07.03	2013.07.03
SPJ	XV-017145	#N/A	Khorkhoitiin zaag	1,441	Uvs	Umnugobi, Tarialan	2008.09.22	2017.09.22
Bumbat	XV-017149	#N/A	Bumbat-7	24	Tuv	Zaamar	2004.11.15	2016.11.15

Legal entity name	Licence No	Mineral type	Area name	Area size	Province	District	Date issued	Expiration date
Bumbat	XV-017150	#N/A	Bumbat-4	1,445	Tuv	Zaamar	2004.11.15	2016.11.15
Bumbat	XV-017151	#N/A	Bumbat-6	1,591	Tuv	Zaamar	2004.11.15	2016.11.15
Bumbat	XV-017152	#N/A	Bumbat-2	690	Tuv	Zaamar	2004.11.15	2016.11.15
Bumbat	XV-017153	#N/A	Bumbat-3	613	Tuv	Zaamar	2004.11.15	2016.11.15
Bumbat	XV-017154	#N/A	Bumbat-1	1,535	Tuv	Zaamar	2004.11.15	2016.11.15
Titan horde	XV-017155	#N/A	Ulaan badrakh-3	11,169	Dornogobi	Ulaanbadrakh	2009.12.22	2015.12.22
Tsagaan-uvuljuu	XV-017163	#N/A	Baruun noyon uul-1	201	Umnugobi	Noyon	2002.06.11	2015.09.09
Davaa-Arvijikh	XV-017170	#N/A	Shavag khyar	1,203	Umnugobi	Manlai	2009.08.05	2015.08.05
Shim-Aminaa	XV-017177	#N/A	Chuluut	223	Khuvsgul	Tunel	2008.10.22	2016.08.03
Monkhlevra	XV-017179	#N/A	Khar del	27,992	Gobi-Altai	Altai	2006.02.09	2015.02.09
Best copper gold corporation	XV-017181	#N/A	Daltiin nuruu	875	Bayankhongor	Galuut	2009.12.08	2015.12.08
Best copper gold corporation	XV-017183	#N/A	Baga daltiin nuruu	1,320	Bayankhongor	Galuut	2009.12.08	2015.12.08
Bumbat	XV-017199	#N/A	Bumbat-5	308	Tuv	Zaamar	2004.11.15	2013.11.15
Ordaltst	XV-017208	#N/A	Gishuun	6	Tuv, UB	Altanbulag, Khan-Uul	2009.10.13	2015.10.13
Best tsopper gold corporation	XV-017218	#N/A	Oyut uul	506	Selenge	Eruu	2007.06.21	2016.06.21
Gobiin Khugjil resource	XV-017219	#N/A	Khar uul	726	Dornogobi	Khatanbulag	2009.12.11	2015.12.11
EOS	XV-017236	#N/A	Khar gozgor	382	Tuv	Ugtaaltsaidam	2008.04.30	2017.04.30
Duchindelgerekh	XV-017240	#N/A	Tulga	6,761	Umnugobi	Khurmen	2002.12.28	2015.01.12
Kharangakhuder	XV-017245	#N/A	Dartsagt ovoo	563	Selenge	Eruu	2006.02.10	2015.02.10
Goldenmirage gobi	XV-017246	#N/A	Engeriin chuluut	11,833	Dornogobi	Altanshiree, Delgerekh	2008.01.29	2017.01.29
Dayan-Orgil	XV-017272	#N/A	Naran	16	UB	Songinokhairkhan	2009.03.31	2015.03.31
Career-Ferrum	XV-017282	#N/A	Bakhlag	4,648	Bayan-Ulgii	Bugat, Ulaankhus	2006.03.28	2016.03.03
Career-Ferrum	XV-017283	#N/A	Bakhlag	3,859	Bayan-Ulgii	Bugat, Ulgii, Sagsai	2006.03.28	2016.03.03
Career-Ferrum	XV-017284	#N/A	Bakhlag	2,287	Bayan-Ulgii	Sagsai, Ulaankhus	2006.03.28	2016.03.03
Shine mandal urguu	XV-017312	#N/A	Bayan	319	Tuv	Bayan	2008.10.08	2017.10.08
Devshil mining	XV-017324	#N/A	Gashuun khar uul	1,928	Bayankhongor	Bumbugur	2005.09.02	2017.01.25
SQS	XV-017357	#N/A	Khandgait-1	1,800	Uvs	Davst	2014.10.30	2017.10.30
Bagsamjonshin	XV-017409	#N/A	Togoot	6,235	Bulgan	Teshig	2008.09.19	2017.09.19
BRX	XV-017421	#N/A	Buduun	3,758	Khovd	Uynch	2010.01.27	2016.01.27
Fujibeak	XV-017459	#N/A	Urd tal	79	UB	Nalaikh	2005.03.09	2016.12.05
Harangakhuder	XV-017467	#N/A	Khongoriin nuruu	459	Darkhan-Uul	Khongor	2006.02.10	2015.02.10
Erdeniin bosgo	XV-017481	#N/A	Khulman nuur	2,586	Sukhbaatar	Erdenetsagaan	2009.02.23	2015.02.23
Togtokhmandal	XV-017487	#N/A	Ilrel	1,318	Dundgobi	Ulziit	2010.02.12	2016.02.12
Erdenes mongol	XV-017492	#N/A	Khundii	1,433	Bayankhongor	Shinejinst	2010.04.14	2016.04.14
Munkhsayan	XV-017497	#N/A	Argalant-1	2,007	Umnugobi	Bayandalai	2008.03.25	2017.03.25
Etugen Eye	XV-017505	#N/A	Dalan	20,298	Umnugobi	Normgon	2007.08.21	2016.08.21
Ikhkhan uul	XV-017513	#N/A	Ikh bulag	101	Tuv	Bayan	2008.01.02	2017.01.02
Gallant star	XV-017528	#N/A	Khashaatiin gobi	29	Dornogobi	Sainshand	2008.03.27	2017.03.27
Shinemongol erdes	XV-017533	#N/A	Bayan khar uul	1,076	Umnugobi	Khanbogd	2006.03.23	2015.03.23
Dorniin chuluulag	XV-017552	#N/A	Nuurstiin khutag	931	Sukhbaatar	Asgat	2007.07.25	2016.07.25
Erensky	XV-017561	#N/A	Erdenetolgoi-1	1,976	Dornod	Dashbalbar	2009.07.07	2015.07.07
Erensky	XV-017562	#N/A	Erdenetolgoi-1	1,686	Dornod	Dashbalbar	2009.07.07	2015.07.07
Bolorgol	XV-017597	#N/A	Tsagaan elgen	42	Dornogobi	Ikh khet	2008.09.09	2017.09.09
AER zam	XV-017600	#N/A	Saikhan devseg	1,557	Bayan-Ulgii	Altantsugts	2005.09.29	2017.09.29
AER zam	XV-017601	#N/A	Saikhan devseg	785	Bayan-Ulgii	Altantsugts	2005.09.29	2017.09.29
AER zam	XV-017602	#N/A	Saikhan devseg	624	Bayan-Ulgii	Altantsugts	2005.09.29	2017.09.29
Olgoibulag	XV-017612	#N/A	Tukhum	23	Sukhbaatar	Sukhbaatar	2007.12.29	2016.12.29
Uniongold	XV-017614	#N/A	Khadan	412	Bulgan	Buregkhangai	2007.08.20	2015.03.20
Maintomor	XV-017618	#N/A	Mogoiin ar	473	Dornogobi	Dalanjargalan	2008.03.26	2017.03.26

Legal entity name	Licence No	Mineral type	Area name	Area size	Province	District	Date issued	Expiration date
Khasrich	XV-017619	#N/A	Ulziit	624	Dornogobi	Dalanjargalan	2008.04.07	2017.04.07
Tulgat trade	XV-017623	#N/A	Khukh tolgoi	94	UB	Songinokhairkhan	2014.10.08	2017.10.08
Tumen ail invest	XV-017628	#N/A	Dovtsog khudag	56,099	Dornogobi	Mandakh	2014.10.07	2017.10.07
Tumen ail invest	XV-017632	#N/A	Nogoon tal	13,664	Dornogobi	Mandakh	2014.10.07	2017.10.07
MMRI	XV-017634	#N/A	Khashaatiin khundii	22,428	Bayankhongor	Bumbugur	2014.10.07	2017.10.07
MMRI	XV-017645	#N/A	Tsogtkhairkhan uul	1,314	Bayankhongor	Bumbugur	2014.10.29	2017.10.29
MMRI	XV-017646	#N/A	Khar at uul	4,284	Bayankhongor	Bumbugur	2014.10.29	2017.10.29
Melburycapital mongolia	XV-017647	#N/A	Ulaan ereg	9,547	Bayankhongor	Baatsagaan, Bumbugur	2014.11.03	2017.11.03
SQS	XV-017649	#N/A	Tovtsog khairkhan uul	20,009	Bayankhongor	Bumbugur, Galuut	2014.10.29	2017.10.29
IBEX land mongolia	XV-017650	#N/A	Khukh khoshuunii	9,732	Dornogobi	Mandakh	2014.10.29	2017.10.29
Gobi coal and Energy	XV-017651	#N/A	Khonkhor ders	102	Bayankhongor	Shinejinst	2014.10.29	2017.10.29
Ekhmoron	XV-017659	#N/A	Uvur maraat gol	101	Khuvsgul	Alag-Erdene	2004.10.25	2016.10.25
Bayan airag Exploration	XV-017667	#N/A	Baruun-Bortolgoi-1	462	Zavkhan	Durvuljin	2003.01.16	2015.01.16
Shine ilion nen yuani	XV-017674	#N/A	Bayan bor nuruu	987	Umnugobi	Tsogt-Ovoo	2005.06.08	2017.06.08
Shine ilion nen yuani	XV-017675	#N/A	Bayan bor nuruu	246	Umnugobi	Mandal-Ovoo	2005.06.08	2017.06.08
Foxmining	XV-017690	#N/A	Suuji uul	1,706	Umnugobi	Khanbogd	2014.12.18	2017.12.18
Vividstar	XV-017691	#N/A	Daravgain khudag	7,014	Umnugobi	Khanbogd	2014.12.18	2017.12.18
Oxleygold	XV-017692	#N/A	Tsagaan ovoo	1,368	Dundgobi	Erdenedalai	2014.12.18	2017.12.18
Magicbridge	XV-017693	#N/A	Ulziit-1	505	Dundgobi	Ulziit	2014.12.18	2017.12.18

Source: Mineral Resource Authority of Mongolia

Appendix 15: Privately funded exploration activities

Exploration works

Company name (EN)	List	Types of minerals	Field name	Field size (ha)	Total cost (MNT million)
Cogegobi	XV-011946	uranium	Zoovch ovoo	36,301	12,670
Ejbaley	MV-016831	gold, copper	Erdenetolgoi	412	5,560
Cogegobi	XV-011921	uranium	Dulaan	17,768	5,246
MGMG	XV-014999	copper-gold	Bayangol	2,608	4,286
Nadmin	XV-015000	copper-gold	Buyant	22,307	4,286
FVSP	XV-013598	gold, copper	Zegestei	183,145	3,591
Agm mining	XV-007305	copper, zinc, gold	Shand-1	8,011	3,524
OGCHL	XV-007560	copper, molybdenum	Teregtiin nuruu	2,000	3,208
Oyu Tolgoi	MV-006709	copper, gold	Oyu tolgoi	8,490	3,170
Millienumstorm	XV-015446	copper-gold	Unegtiin ovoo	11,801	3,075
Soninxad	XV-012012	iron	Sonin khangai-1	4,987	2,938
Enkh Tunkh Orchlon	XV-012600	coal	Khar servegen	50,022	2,877
Munkhiin erchit rashaan	MV-017169	oil shale	Dalai bulag	4,919	2,734
Alishaa hairhan	XV-011602	fluorite, coal	Dartsagt	127,108	2,732
Khangad Exploration LLC	MV-014493	coal	Baruun naran	4,482	2,481
Focusmetal mining	XV-012141	iron	Zakhtsag uul	3,106	2,394
Shanxi coke and coal chemi calcs union mongolia	XV-014858	coal	Urt tsagaan	21,251	2,333
Orchlon-Ord	XV-014569	copper	Oyut tolgoi	1,241	2,254
Aurum-Aurug	MV-014840	coal, copper	Gashuun ovoo	37,355	2,198
Salkhit mining	XV-013794	iron	Turgen	1,334	1,815
Bilegtkhairkhan uul	XV-014907	coal, iron	Khar toirom	28,165	1,742
Shanxi coke and coal chemi calcs union mongolia	XV-014859	coal	Bayan-Us	12,269	1,604
Mongol chadal internatinal energy	XV-011693	coal	Zangat uul	2,257	1,306
Erdenemongol	XV-016956	metal	Tsenkher nomin	4,669	1,269
Shanxi coke and coal chemi calcs union mongolia	XV-014531	coal	Shavart nuur-2	3,890	1,158
Bilegtkhairkhan uul	XV-013544	coal	Khar toirom	29,549	1,110
Ulaantsakhar	MV-015038	limestone	Biluutiin zuun khoid kheseg	1,241	1,007
Universal Resources	XV-012253	copper-gold	Urkhut	26,310	991
Khunnu gobi altai	XV-010135	coal	Khurengiin talbai	2,077	971
Blackrock	XV-013580	coal	Tumurtiin am	1,080	940
Amardalai trade	XV-011062	lignite	Khuurain khuns	4,271	914
Cogegobi	XV-013871	uranium	Borolt ukhaa	60,628	789
Centerra Gold Mongolia	MV-017111	gold, lead, zinc	UrdTsagaan-Ovoo	11,614	786

Company name (EN)	List	Types of minerals	Field name	Field size (ha)	Total cost (MNT million)
Tunshan shiandon	XV-014091	molybdenum	Kharganii am-1	1,032	782
Golden east mongolia	XV-011939	gold	Tungalagiin khutul	2,180	745
Bilguun-Erdes	XV-012800	gold	Khar tolgoi	3,975	700
Newgold main	XV-013765	gold and other	Bor ukhaa	11,520	695
Khavchuu land mongolia	XV-008835	gold	Khavchuu	4,051	684
Ejbaley	MV-016759	gold	Erdenetolgoi	412	678
Mega-Era	XV-016915	coal	Undur javkhlant	18,833	673
OXO	XV-012598	copper, gold	Bayan-Airag	9,349	659
Khasrich	XV-017619	fluorite	Ulziit	624	650
Shargalbor	MV-015633	tungsten	Ulziit	164	648
Khongorkhangai Erdenes	XV-014177	molybdenum	Salkhitiin am-1	75,636	599
Cogegobi	XV-010860	uranium	Umnut	2,958	593
Newmon river	XV-011200	gold-copper	Togloin khudag	1,399	550
Mercuri-Ord	XV-013664	copper, non-ferrous metals	Khutul	6,803	536
Marcopolo	XV-015337	copper-zinc	Bulag	56,586	535
Erdeniin bosgo	XV-014743	coal	Khulman nuur	5,728	525
Universal mineral exploration	XV-012966	mixed metal	Baruun khundlun	11,746	483
Oxley-Iron	XV-012432	iron	Bayan Undur	5,428	475
Black mount mining	XV-004629	gold, copper	Khalzan tsakhir	24,433	466
CCEM	XV-012662	coal	Navtgar uul	105,326	465
Dorniinshim	XV-013225	gold, copper, mixed metal	Oyut togoo	14,273	464
Alishaa hairhan	XV-009141	gold	Tsagaankhairkhan	19,498	456
Cogegobi	XV-014722	uranium	Khairkhan	32,010	451
MINVESCO	XV-014610	limestone	21-r zuun	23,311	428
Red volcan	MV-015480	gold	Ar naimganii khundii	15	426
GSB Mining	XV-012479	gold	Tsokhoor	797	423
Oxleygold	XV-014154	gold	Tsagaan-Ovoo	398	415
Cogegobi	XV-014429	uranium	Ukhaa ovoo	48,915	415
JBMD	XV-015063	gold, tin	Zaagiin khundii	5,059	409
MT mining	XV-011044	mixed metal	Bilkh ovoo	6,992	398
Golden east mongolia	XV-011938	gold	Bumbatiin alag	11,815	394
Cogegobi	XV-014721	uranium	Javkhlant tolgoi	46,753	392
Best copper gold corporation	XV-017218	gold, copper	Oyut uul	506	380
Jadozambala	XV-016714	copper, coal	Bor tolgod	131,246	364
Jon Yuan	XV-012596	gold	Airag uul	2,760	359
FVSP	XV-013593	copper	Zuulun tolgoi	121,227	341

Company name (EN)	List	Types of minerals	Field name	Field size (ha)	Total cost (MNT million)
Erdenet	XV-002604	copper, molybdenum	baruun-Erdenet-2	122,345	339
ZDL	XV-007721	iron, zinc	Ulaan khoshuu uul	399	321
ADAE	XV-013166	fluorite	Erdenetsagaan	34,405	310
Bilegtkhairkhan uul	MV-014911	coal	Unst khudag	1,638	306
Interglobal	XV-013168	copper	Javkhlant	100,558	302
Anian Resources	MV-016836	molybdenum, copper	Khoviin khar	6,041	301
Aivaoru	MV-017559	fluorite	Khuren-1	323	299
Centerra Gold Mongolia	XV-017050	gold, mixed metal	Tariat	694	295
Erdenejas	XV-012394	gold	Kharuul ovoo-5	14,374	294
Litium mining	MV-010559	rare metal	Munkhtiin tsagaan durvuljin	240	290
Ideal systems	XV-014137	gold	Tugul	1,182	285
Shinelongda	XV-013998	fossil fuel	Tsagaan tolgoi	43,506	282
Gobi nutgiin baylag	XV-013413	coal	Zavsar	97,408	276
Black mount mining	XV-004615	gold-copper	Zamiin	14,273	275
Khunnu gobi altai	XV-010401	coal	Nuden	20	269
Unt-Ungu-t	XV-012522	coal	Khuuvurbulag	4,320	265
Golden east mongolia	XV-012517	gold	Khevgiin nuruu	18,952	251
Cogegobi	XV-012251	uranium	Bogd uul	58,242	251
FVSP	XV-012999	gold-copper	Botgon	50,683	249
Greenriver	XV-010503	copper	Khatsavch	11,233	247
Ejbaley	XV-007501	gold	Uvur togtor	22,842	241
Sinomgold Mongol	XV-012271	mixed metal	Baga khalbagat	24,476	240
Mongol altai resources	XV-016842	gold, copper	Chigertei	81,476	234
Khunnu altai minerals	XV-008968	coal	Tsagduult uul	24,883	233
Centerra Gold Mongolia	XV-015503	gold, mixed metal	Tariat	9,080	231
Erdenet	XV-002602	copper, molybdenum	Baruun-Erdenet-4	37,841	227
Mongolian diamond mining	XV-017012	gold, copper, nickel	Bakhlag	39,806	227
Mushgiaxudag metals	XV-012396	rare-earth elements	Mushgia khudag	1,912	227
Ih tumen beer	XV-014148	gold	Tugul	40	226
Ungutmargad	XV-014758	gold-copper	Altan tsugts	267	220
Khunnu gobi altai	XV-010429	coal	Khuren gol	240	220
Cogegobi	XV-014017	uranium	Dund nart	67,384	218
Uguujbayan khangai	MV-009623	gold	Ar tamsag-1-2-2	375	217
Andxuishan	XV-010526	mixed metal	Gangan del	36,273	217
Maintomor	XV-013428	limestone, iron	Mogoiitiin ar	881	217
Zutgeltgun	XV-013077	copper	Nokhoin khoshuunii am	15,558	216

Company name (EN)	List	Types of minerals	Field name	Field size (ha)	Total cost (MNT million)
Goldengobi Mining	XV-015147	copper	Tenuun-2	30,325	212
Talst burkhant	XV-013975	fluorite	Ukhaa	963	211
Tebshiin nu'urs	MV-010874	lignite	Tevshiin govi	845	210
PARAN	MV-015616	coal	Bayan-Us	1,684	209
Cogegobi	XV-014853	uranium	Shiveet	13,310	206
Goldengobi Mining	XV-014049	copper	Khuree-2	28,655	205
Ilch hujirt	XV-012221	coal	Khujirt	4,759	205
Mongolian resource corporation	XV-016751	molybdenum-tungsten	Tsagaan uul	2,360	202
Topazstone mining	XV-014108	gold, copper	Khongor-1	69,951	200
Gyalalzax-Erdenes	MV-017590	building material	Bayannuur	751	197
Erdenet	XV-002607	copper, molybdenum	baruun-Erdenet-6	67,246	197
Devjix arvin ord	XV-015579	iron, gold	Tsagaan tolgoi	34,476	196
ERBJER	XV-014032	mixed metal	Tolgod	73,691	193
Erdenet	XV-002606	copper, molybdenum	baruun-Erdenet-5	35,634	189
BRX	XV-014753	coal	Berkh uul	4,544	189
Oyu Tolgoi	MV-006710	copper, gold	Khukh khad	1,763	186
Nomunbogd	XV-012785	gold	Undur ulaan	11,996	185
Shinlunmainin	XV-013828	coal	Undur khoshuu	43,225	184
Umnii ikh tal	XV-013735	gold	Khuren tolgoi	57,786	179
Ulaankhetsiin shand	XV-014055	coal	Ulaan khets	406	177
NABD	XV-011700	gold	Khundii	56,370	173
Cairtmineral	XV-013733	zinc	Tsogt tolgoi	10,838	171
Khunnu govi altai	XV-010398	coal	Atsiin am	56	170
MCCM	XV-012793	gypsum	Arvijikh	7,058	169
Nalgarkhondii	XV-007438	copper, molybdenum	Suman khad	8,390	168
Goldengobi Mining	XV-013476	copper	Baruun tsokhio	38,569	166
Universal mineral exploration	XV-015559	mixed metal	Chantuugiin khundii	13,778	163
Uganogold	XV-013419	coal	Shar ovoo	43,390	163
Erdenedalai coal	XV-010958	coal	Nomgon ulaan ovoo	87,039	159
Cogegobi	XV-013912	uranium	Khukh nuden	48,118	159
OEL	XV-014286	fluorite, iron non-ferrous and cap-stone	Khuren tolgoi	968	155
Erdenejas	XV-006668	metals	Khukh uul	7,559	154
Cogegobi	XV-013907	uranium	Shuut	43,852	150
Cogegobi	XV-012146	uranium	Khongil tsav	15,213	148
OEL	XV-014261	fluorite, iron	Khuit	582	148

Company name (EN)	List	Types of minerals	Field name	Field size (ha)	Total cost (MNT million)
Cogegobi	XV-014478	uranium	Usan tolgoi	14,365	147
MINVESCO	XV-014609	limestone	Goojinkhoi uul	7,762	145
Altain huder	XV-013526	iron	Chandmani-Undur	7,255	139
Cogegobi	XV-012080	uranium	Ooshiiin govi	3,784	139
Khunnu altai minerals	XV-010308	coal	Sereegiin undur	9,044	138
DSNK	XV-013702	copper-gold	Gurvan ovoo	2,600	136
BXXB	XV-013433	limestone	Khar airag ovoo	6,412	136
Saruul sansar	XV-014162	coal	Tsagaan-Ovoo	3,772	134
Jasco	XV-015079	pot lead	Derst khotgor	10,874	133
Axisproject	XV-016656	iron, copper	Asgat ulaan uul	36,474	132
FVSP	XV-012998	copper	Ulaan khavtsgai	46,609	132
Force construction	XV-010910	copper	Olgoin tsagaan	15,219	132
Cogegobi	XV-013546	uranium	Ulaanbadrakh uul	8,228	132
Cogegobi	XV-012295	uranium	Zuun ukhaa	5,149	130
Em Em Es Es	XV-013708	mixed metal	Tsogtiin sum	7,083	129
Erdeniin bosgo	MV-017480	coal	Khulman nuur	1,229	125
F J P M	MV-014532	fluorite	Shar khad	160	124
Cogegobi	XV-013908	uranium	Khar toirom	38,350	124
Erdenet	XV-002605	copper, molybdenum	baruun-Erdenet-1	39,214	123
Western Minex	XV-015061	coal,gold	Ochiriin bulag	23,325	122
GLDB	XV-009316	coal	Shanagan	5,777	118
Ostnorm	XV-015196	nickel	Khurendov	517	117
ML Tsahiurt Ovoo	XV-010153	iron	Tsakhirt ovoo	1,876	117
Terra-energi	XV-012929	coal	Tsakhirt govi	32,023	115
Yeso'nxash erdene	XV-015200	gold	Khudagt	864	114
Cogegobi	XV-014131	uranium	Tsagaan bulag	26,237	114
Ibex land mongolia	XV-014396	copper, gold, non-ferrous metals	Khurentsav	40,265	113
Esun tsagaan ger	XV-013897	tungsten	Ilrel-1	14,157	110
Munhungvren	XV-010669	coal	Zuun dalan	40	109
Tengriterra resources	XV-014546	gold, copper	Khukh undur-1	31,912	108
Cogegobi	XV-013911	uranium	Khureen	25,709	103
Tengriterra resources	XV-015071	gold, copper	Zalaa uul	49,729	101
Berx resources	XV-012247	gold	Mergen uul	34,472	101
Minii toonot	XV-013712	rare metal	Shar khad	451	100
Golden east mongolia	XV-011447	gold	Sumt	1,954	98
Cogegobi	XV-013910	uranium	Olomt	6,517	98

Company name (EN)	List	Types of minerals	Field name	Field size (ha)	Total cost (MNT million)
Amuylet	XV-014734	coal	Altai-1	44,173	98
Amarbayasgalant govi	XV-015313	pot lead	Bust	8,507	97
ML Tsahiurt Ovoo	XV-015612	iron	Tsakhirt ovoo	487	96
Lukrii	XV-014889	uranium	Ingenii-1	32,557	95
Khurzet	XV-008542	copper	Tsakhiriin khooloi	4,702	94
FVSP	XV-013595	gold, copper	Zaraa tolgoi	32,948	94
Tengriterra resources	XV-017123	gold, copper	Yamaat	27,337	93
Biekuang jituan	XV-015189	gold	Gun shand	47,812	93
SEMS	XV-014863	mixed metal	Khudert	4,782	92
Berx resources	XV-012248	gold	Khujirt	31,261	91
Grandkhasci international	XV-013464	gold	Ukhaa	3,767	88
Nutgiin khash	XV-013138	rare metal	Yargait	628	87
Qihua och	XV-014450	coal	Noyon uul-2	9,304	87
Khuslemj	XV-014252	gold	Zakhtsagiin am	1,136	87
Harangakhuder	XV-011334	iron	Dartsagt ovoo	8,941	86
CAM	XV-011128	gold	Salkhit uul-1	1,036	83
Itgeltxu'leg	XV-015521	mixed metal	Shovgor uul	33,948	82
GSB Mining	XV-011642	gold	Khujirtiin ovgor	10,486	80
Great East Minerals	XV-013329	coal	EE-36	21,763	78
Brave heart Resources	XV-008018	gold, copper	Jargalant-1	6,054	78
Bayajtatu	XV-014308	copper, gold	Khul sharga	14,070	77
Altain huder	XV-010368	iron	Chandmani-Undur	4,420	77
Orchlon-Ord	XV-014274	coal	Bayangiin ovoo	27,759	77
Shinelongda	XV-014126	coal	Bor tolgoi	9,246	76
Newtiara	XV-014192	copper-gold	Khukh ovoo	24,994	75
Geokanon to'v	XV-015149	fossil fuel	Dulaan	27,088	75
Tengriterra resources	XV-014547	gold, copper	Yamaat	21,021	75
Tumen-lveel	XV-009934	tungsten	Buyant	3,792	74
Brave heart Resources	XV-007340	gold, copper	Yembuu tolgoi	8,383	72
Mongol-Oil sheil	XV-015298	mixed metal	Zuun chuluut	2,828	70
Imperial metal group	XV-012705	copper, mixed metal	Tsoonogtiin shil	22,763	70
Treasure exploration	XV-012704	copper, mixed metal	Gandan shil	22,476	70
Bucorp	XV-012907	lithium, marble	Khutul Tsagaan	4,215	70
Sodmargad	XV-014066	mixed metal	Duut	11,573	70
STBL	XV-013801	gold	Dendger ovoo	650	69
Chuluuntsag	XV-013719	gold	Sant	2,395	69

Company name (EN)	List	Types of minerals	Field name	Field size (ha)	Total cost (MNT million)
Tusheegobi	XV-010520	iron	Zuun denj	2,718	68
Batshandas	XV-014236	gold, copper	Nulims	3,214	67
Woodstar resources international	XV-014873	coal	Terguun bayan sum	21,397	66
Ej-Erdene	XV-011163	gold	Derst Khonkhor	2,140	65
Umnii ikh tal	XV-013625	gold, copper	Suuj nuur	20,518	64
Tengriterra resources	XV-014545	gold, copper	Khukh undur-2	17,107	64
Xurai	MV-000201	gold	Tsagaar gozgor	100	63
Erdenejas	XV-004787	copper	Ikh salaa	1,841	62
Soyon-Od	XV-014729	gold-copper, coal	Undur naran	20,932	62
Khurgataikhaikhan	XV-014510	coal	Khurimt-1	21,750	62
OAE	XV-013835	copper, lead, tungsten	Oyut	22,176	62
OAE	XV-013744	copper, lead, zinc	Tsagaan salaa	21,722	60
Newgold main	XV-013764	aluminium, copper	Khuren tolgoi	7,914	59
BXXB	XV-013561	coal	Unegediin ulaan nuur	18,674	59
Soninxad	XV-010800	iron	Sonin khad	948	59
Darigangyn ix tal	XV-013624	copper, gold	Bayajikhiin khudag	21,313	58
Mongolian national rare earth corp	XV-009819	building material	Khalzan buregtei	2,066	58
Mandal-O'rgox	XV-014770	gold, copper	Ulaan tolgoi shand	26,388	58
Khangailand	XV-014767	gold, copper	Bayan	12,182	58
Big mogul coal and energy	XV-009055	coal	Khuutiin Khonkhor	1,925	58
British minihg	XV-012210	gold, copper, iron, nickel, chromite	Ikh ongon	18,634	56
Khuslemj	XV-014930	copper, mixed metal	Maikhant	16,687	56
PeabodyWinsway resources	XV-013601	coal	Bayan uul	15,381	56
Terra-energi	XV-013352	coal	Shar uul	19,102	56
Erdenes Manlai Mining Resource	XV-015098	copper	Maikhant	17,447	56
Khavcgaitresources	XV-011845	mixed metal	Khavtsgait	11,805	56
Nagaaranz	XV-013150	coal	Ulaan chuluut	15,557	56
TMOB	XV-012685	lithium	Khukh del		55
Khuslemj	XV-014258	gold	Tuuliin zuun denj	2,174	54
Erdenejas	XV-007973	gold	Zaraagiin tal	2,355	53
Mandgovi	MV-017585	gold	Ulaan chuluu	1,713	53
Zaraiya Holdings LLC	XV-007856	uranium	Gargan tolgoi	142,407	53
Monlaa	XV-011990	iron	Tolgod	4,128	53
Reo	MV-017259	gold	Tsagaan chuluut uul	1,091	53
Blackrock	XV-013958	coal	Murun	1,629	52

Company name (EN)	List	Types of minerals	Field name	Field size (ha)	Total cost (MNT million)
Intragovi gold	XV-013905	copper, molybdenum, gold	Khonichiin tal	23,259	52
Ih huren tolgoi	XV-013618	coal	Khukh uzuur-2	19,917	51
Ekh ursiin jargalan	XV-016858	copper	Zuun shariin us	15,322	50
Centreville	XV-015591	tungsten, molybdenum	Ovoot	12,658	50
Great East Minerals	XV-014419	coal	Delgerekh	10,934	48
Fesco	XV-013930	tungsten	Mandal	406	48
Lukrii	XV-013387	uranium	Unegt	11,050	48
Ungut-anar	XV-015206	coal	Davst	1,958	48
Mandal-O'rgox	XV-014771	gold, copper	Bayan	17,916	47
Ugoomor-Alt	XV-011987	coal	Dushiin khudag	16,583	47
Mongolian rontac energy	XV-012799	copper	Khamariin uzuur	15,712	47
Xin Xing Pipes	XV-009067	chrome	Bayangol	1,997	47
Reo	MV-015334	rare-earth elements	Shar khuree	2,323	46
AXX	XV-014995	gold	Altan-Od	16,014	46
Mandalxu'der	XV-015555	copper	Ar chuluut	43,653	46
Peninsula mining	XV-013402	gold	Mungut	2,087	46
AUC	XV-012898	mixed metal	Unukhukh	15,336	45
Altantoig	XV-015272	building material	Khairga	74	45
FRFM	XV-011698	coal	Galiin ovoo	14,406	45
Erdesholding	XV-007875	gold, copper	Bayan tsakhir	1,654	44
Universal mineral exploration	MV-017580	mixed metal	Khundlun uul	1,399	44
Bumbat	XV-017152	gold	Bumbat-2	690	44
Geo-Info	XV-012322	zircon	Ulaan del	1,169	44
JDBN	XV-012762	gold and other	Aarag khundii	10,417	44
Si Ji Si Em	XV-017024	fluorite	Shiveegiin gozgor	241	44
Great East Minerals	XV-013710	coal	EE-80	10,447	43
XHKH	XV-013838	coal	Arsantai	14,160	43
Intragovi gold	XV-014976	gold, copper	Enger khudag	14,427	43
FVSP	XV-013594	gold, copper	Zegestein tal	14,144	42
Geomin	XV-005456	gold, copper, tungsten	Mushguu	2,274	42
BXXB	XV-013431	coal	Undur dov	11,616	42
Caleodomus	XV-014264	gold, copper	Zurkhonii durvuljin uul	9,674	42
LVT	XV-016928	rare-earth elements	Soyot	11,730	42
Erdenemongol	XV-015569	gold	Khundii	4,514	41
E M I C	XV-015447	iron, mixed metal	Del undur	19,917	41
Minyu shishi	XV-009402	coal	Alag undur	2,178	40

Company name (EN)	List	Types of minerals	Field name	Field size (ha)	Total cost (MNT million)
Berx resources	XV-012135	gold	Bayjikh khudag	14,064	40
Egshiglent-Uul	XV-014031	coal	Khartan ovoo	12,901	40
BXXB	XV-013432	coal	Nuurent	13,219	40
Jungotecuan	XV-016853	ferrous metal, rare metal	Toirom	14,518	40
Golden east mongolia	XV-011448	gold	Khadaast	743	39
Ibex land mongolia	XV-013615	copper, gold, non-ferrous metals	Khundlun	14,291	39
Mongolian national rare earth corp	XV-009821	building material	Ar khuren uul	982	38
Goldengobi Mining	XV-014490	coal	Nariin khudgiin khundii	8,766	38
GSB Mining	XV-007812	rare-earth elements	Mushgia ukhaa	9,968	38
Chandganacoal	XV-011654	coal	Khavtgai uul	9,968	38
Erdenedalai coal	XV-010960	gold	Unegt uul	13,098	38
		bituminous sandstone, iron,			
Gallant star	XV-013429	manganese	Khashaatiin govi	8,090	38
Berx resources	XV-012055	iron	Khar uul	2,750	37
Khangailand	XV-014768	gold, copper	Teeg	7,861	37
Taliin elch	XV-013914	copper, coal	Khuren uul	13,074	37
Redhill mongolia	XV-014156	coal	Khujirt-1	7,385	37
OGCHL	XV-007559	copper, gold, molybdenum	Teregtiin nuruu	2,000	37
Dourado	XV-015312	mixed metal	Orkhon tseel	8,445	37
Egshiglent-Uul	XV-013211	coal	Khar chuluut	10,940	37
Khotgorshanaga	XV-014908	coal, copper	Sovog	11,766	37
VENFU	XV-012941	tungsten	Tsagaan tolgod	12,181	36
Altangol exploration	XV-014947	clay	Chuluut	91	36
Wealth Exploration	XV-012703	coal	Bor tolgoi	11,907	36
Khurgataikhaikhan	XV-014637	coal	Khurimt-1	12,200	36
Troigovi	XV-012778	copper, molybdenum	Shar tolgoi-1	5,041	35
Mongolianminerals pitii	XV-012404	fluorite	Jonshit	7,109	35
Tsetsens mining and energi	XV-007155	mixed metal	Zuun gol tolgoi-Erdenet	7,849	35
Black mount mining	XV-004439	gold, copper, mixed metal	Zaanshiree	1,791	35
Mongolian top field	XV-015461	coal	Khar khudag	17,927	35
Gravi Mag	XV-012796	uranium	Dornod-2	5,664	35
Winter Blossom	XV-016830	coal	Shand khudag	8,319	34
Khuchzhengkai	XV-014648	gold, copper	Khoot	18,621	34
Shandiin nuruu	MV-010508	gold	Khadagtain khundii	257	34
FVSP	XV-013599	copper	Bodiin uzuur	11,312	34
FVSP	XV-012691	limestone, copper	Sairiin am	11,296	33

Company name (EN)	List	Types of minerals	Field name	Field size (ha)	Total cost (MNT million)
Harangakhuder	XV-011338	iron	Khongoriin nuruu	3,172	33
Harangakhuder	XV-011337	iron	Tsagaan bilchir	3,039	33
Universal Copper	XV-011494	copper, gold	Seeriin nuruunii ar	8,061	33
ZIAN	XV-014555	gold	Yamaan us	3,757	33
Altan Rio mongolia	XV-014695	gold, copper	Degnuult	18,264	33
JNTL	XV-014070	non-ferrous and mixed metals	Gurgaldai	11,630	33
Globaltown	XV-014305	clay	Davst	33	33
Shineshuudan	XV-015433	copper	Naranbulag-1	8,086	33
Goldenmiraj gobi	XV-017246	copper, gold, tungsten	Engeriin chuluut	11,833	33
AER zam	XV-010544	gold	Saikhan devseg	1,675	33
Danxargould	XV-014043	coal	Kherem khudag	7,072	33
Harangakhuder	XV-017245	iron	Dartsagt ovoo	563	32
Harangakhuder	XV-017467	iron	Khongoriin nuruu	459	32
Harangakhuder	XV-011335	iron	Ikh ovoot	617	32
Lukrii	XV-009688	uranium	Enger ar	1,647	32
NABD	XV-010256	rare-earth elements	Tsagaan chuluut	1,539	32
S P J	XV-007240	gold, copper	Khört uul	1,624	32
FMI	XV-013551	copper	Ulaan ovoo	9,675	32
Newhappy	XV-011398	gold	Bor tolgoi	1,811	32
Berx resources	XV-012532	mixed metal	Tsagaan undur	10,551	32
Next mine	XV-008488	mixed metal	Bulgiin tsagaan tolgoi	3,274	31
Gurvan-Argalant	XV-011686	rare-earth elements	Zuun doono uul	7,797	31
Mandal-Altai	XV-015270	iron	Ugalziin nuruu	5,832	31
Golden east mongolia	XV-012051	gold	Taliin tolgoi	10,540	31
Caimex	XV-014376	gold	Tsagaan	3,797	31
Khangailand	XV-014769	coal	Dukhum	4,559	31
Orchlon-Ord	XV-013517	mixed metal	Khust	10,835	30
Govitugalga	XV-015034	lead	Alag khudag	1,224	30
AER zam	XV-017600	gold	Saikhan devseg	1,557	30
Dourado	XV-015379	rare and non-ferrous metals	Altan gadas	14,718	30
Troigovi	XV-012707	copper, molybdenum	Suvraga	3,663	30
Altarganaxairxan	XV-015099	coal	Khuurai tal	14,835	30
Bagsamjonshin	XV-012594	gold-copper and other	Ikh berkh	6,578	30
Jinchao	XV-016717	coal	Ulaankhuree uul	3,213	30
Ibex land mongolia	XV-014876	copper, gold, non-ferrous metals	Amtgain toiron	16,214	30
Shprii	XV-015451	gold, copper	Javkhlant	9,932	29

Company name (EN)	List	Types of minerals	Field name	Field size (ha)	Total cost (MNT million)
Lukrii	XV-010081	uranium	Ulaan nuur	1,504	29
Goldengobi Mining	XV-014289	coal	Khavtsaliin khudagiin khundii	5,674	29
JRTB	XV-015448	limestone, pot lead	Ulziit	3,001	29
Zaraiya Holdings LLC	XV-014591	coal	Dadiin Khar tolgoi-2	8,427	29
Rich Ore	XV-014053	mixed metal	Buural	6,429	29
PeabodyWinsway resources	XV-013045	coal	Engeriin tolgod	8,311	28
FMI	XV-013552	copper	Khukh ovoot	5,629	28
Duulex shonxor	XV-014152	gold	Zagt	8,137	28
Khunnu gobi altai	MV-015403	coal	Khujirtiin ulaan ar	82	28
Lukrii	XV-014890	uranium	Ingenii-2	9,593	28
Aironvalli	XV-013959	iron and other	Khairkhanii nuruu	8,098	28
Khurenbelchir	XV-013393	copper-tin	Zest tolgoi	9,408	28
MT mining	XV-011043	mixed metal	Urtiin talbai-2	3,357	28
Terra-energi	XV-015466	coal	Tsakhirt govii	4,928	27
I and J R	XV-014465	gold, copper	Khongor ovoo	8,795	27
Guo Sheng Co.,Ltd	XV-012626	copper	Namarjaa tolgoi	8,982	27
Taliin elch	XV-016939	copper, coal	Khuren uul	9,396	27
Intragovi gold	XV-013893	copper-gold	Zagal uul	10,477	27
NCRI	XV-014879	coal	Gashuun	9,283	27
MOC Resources	XV-013556	uranium	Khatgal-1	2,910	27
FHL	XV-013659	nickel	Baga darvi uul	8,711	27
Bumbat	XV-017154	gold	Bumbat-1	1,535	27
MOC Resources	XV-013074	uranium	Bulagt	2,941	26
		aluminium, iron, copper,			
FHL	XV-013314	asbestos	Alag uul	8,118	26
Richfluorite	XV-006849	fluorite	Khukh-Undur	805	26
Altanxanadu	XV-013703	gold	Elgen uul	8,696	26
Mo'nxayaan	XV-014607	copper, molybdenum	Khadan khoshuu	9,551	26
Berx resources	XV-011586	gold	Nuen usnii khudag	8,829	26
Bu'rkut corporation	XV-012590	gold	Indert, Ikh jargalant-1	645	26
Citic international mining investment	XV-014617	coal	Eldev shand	5,207	25
Tumurtolgoi	XV-013157	iron, limestone	Soronzon	2,440	25
HKGC	XV-015134	coal	Chandgana	9,236	25
Dornyn xu'der	XV-014178	iron	Uudiin jaran	7,589	25
Ibex land mongolia	XV-014745	copper, gold, non-ferrous metals	Ulaan khushuunii shand	13,776	25
Ibex land mongolia	XV-014877	copper, gold, non-ferrous metals	Enger sukhaitiin tal	13,680	25

Company name (EN)	List	Types of minerals	Field name	Field size (ha)	Total cost (MNT million)
UPMINING	XV-015648	copper, non-ferrous metals	Sogoot	5,736	25
Elbeg-ord	XV-014145	coal	Ulaan sair	8,398	25
Bu'rkit corporation	XV-013898	gold	Khuurai salaa	281	25
Davaat	XV-013243	copper, lead, zinc, gold	Engert-1	852	25
NABD	XV-014134	gold	Bayan khukh uul	7,703	25
Mongolyn alt Mak	XV-012200	coal	Khuut	1,223	25
Richfluorite	XV-012233	fluorite	Muruun	1,314	25
Richfluorite	XV-012109	fluorite	Shuvuut	2,044	24
Alcalli metal mongolia	MV-017303	lithium	Khukh del	4,720	24
FHL	XV-013316	copper	Ugalziin khundii	7,674	24
Cantyn jim	XV-008501	gold	Kharaatiin ovoo	6,709	24
Sodgazar	XV-012862	coal	Balt khundii	7,733	24
Citic international mining investment	XV-014616	coal	Tsaidamt	4,331	24
FVSP	XV-013596	copper	Khukh undur	7,967	24
Mandal-O'rgox	XV-014776	coal	Khongor	7,444	24
Altanxanadu	XV-013711	gold	Zost uul	8,016	24
Tsentral Ashia Maining	XV-004838	limestone, iron, copper	Zalaagiin khudag	1,064	24
Alcalli metal mongolia	XV-012685	lithium	Khukh del	12,411	23
Dorniin gegegen uul energi	XV-014122	coal	Borzon-2	5,496	23
Govi-Geo	XV-013355	gold	Khar serveen	5,353	23
Kraton	XV-013939	copper	Oniin aarag	7,437	23
Golden east mongolia	XV-017136	gold	Ergen us	3,882	23
JEIM	XV-016713	coal	Burged	8,110	23
Ilchitxurdast	XV-016761	gold	Ongon uul	4,039	22
Centerra Gold Mongolia	XV-011242	gold, mixed metal	Uul bayan ovoo	7,278	22
Dornodmetal	XV-015236	iron	Urumt	11,803	22
Shinemongol erdes	XV-012111	copper, molybdenum	Bayan khar uul	7,438	22
Bilu'ut mining	MV-010224	rare metal	Yguzer	80	22
Aironvalli	XV-012148	iron	Zuun sair	5,951	22
Khunnu govi altai	MV-005097	coal	Khujirtiin bulag	27	21
Chinggisiin xarsh cogcolbor	XV-012250	copper-gold	Zuramtain nuruu-1	7,537	21
Richfluorite	XV-006847	fluorite	Tosongiin ovoo	1,056	21
		rare-earth metal and precious			
Titanhorde	XV-017155	metal	Ulaan badrakh-3	11,169	21
Saruulsain	XV-015043	gold, copper	Gurvan Khar tolgoi	11,372	21
Apro	XV-014696	copper, gold	Tsakhir	11,081	21

Company name (EN)	List	Types of minerals	Field name	Field size (ha)	Total cost (MNT million)
Khunnu gobi altai	MV-005098	coal	Khujirtiin bulag	52	21
Zvezdametrica	XV-014349	iron	Dood khalgat	2,983	21
Caxircagaan gol	XV-012082	iron	Tsenkher gol	1,924	21
Ih huren tolgoi	XV-017022	coal	Kukh uzuur-1	7,716	21
Sobt trade	XV-015477	lignite	Ereen tolgoi	7,181	21
Mongol mining and exploration	XV-014806	gold	Tsakhir	2,368	21
Uwardiin gobi	XV-015526	phosphorus	Khanan shireet	5,263	20
Asiagold mongolia	XV-014455	copper-gold	Teregt	5,216	20
Tengriterra resources	XV-012352	iron	Ukhaa uul	2,225	20
Centerra Gold Mongolia	XV-015504	gold	Davkhar tolgoi	590	20
Khangainjinchel	XV-013026	tungsten	Tsagaan uul	4,536	19
Khuldmining group	XV-016663	mixed metal	Unukhukh	5,530	19
BXXB	XV-013557	coal	Noodoin ulaan nuur	5,595	19
Boshigtxairan	XV-013086	mixed metal	Tsairt	5,287	19
Shine uyanga	XV-014787	gold, gold ore, other	Enger ukhaa	4,102	19
Camex	XV-013662	gold	Delger-3	6,504	19
Dourado	XV-015380	rare and non-ferrous metals	Tseel	9,479	18
Troigovi	XV-013247	copper, molybdenum	Ar nuur	6,544	18
MNLG	XV-013986	limestone	Elgenii khudag	1,396	18
Beren group	XV-012129	coal	Bayan duurekh	404	18
Unitedminerals	XV-013827	molybdenum	Bumbat uul	6,662	18
Talyn nuuc	XV-014900	gold	Alag tolgoi	9,935	18
Caxircagaan gol	XV-013901	iron	Bargiltiin ovoo	1,284	18
Dorniin chuluulag	XV-015488	gold	Jargalant	8,528	18
kingdaimond	XV-013603	precious metal	Shandiin uul	6,039	18
Dourado	XV-015381	rare and non-ferrous metals	Aldar	8,992	18
MCAD	XV-015432	gold	Khudert	5,238	18
Orchlon-Ord	XV-013474	mixed metal	Shivee-1	6,422	18
FMI	XV-012540	lead, zinc	Uvur tal	4,057	18
Camex	XV-013189	gold	Delger	5,993	17
Altan Rio mongolia	XV-014689	gold, copper	Byalzuukhai	6,985	17
MOC Resources	XV-012751	uranium	Mukhar ulaan-3	301	17
Canzirunli	XV-011177	iron	Zuun tsagaan khoshuu	1,737	17
Khunnu gobi altai	MV-001715	coal	Khujirtiin am	43	17
Khuchzhengkai	XV-012737	copper, molybdenum	Urt-2	6,122	17
NBNGT	XV-012673	coal	Khukh tolgoi	1,736	17

Company name (EN)	List	Types of minerals	Field name	Field size (ha)	Total cost (MNT million)
HBC	XV-015354	iron	Khar tolgoi	6,238	17
Junguo kianfajan	XV-013385	rare metal	Khuiten	563	17
Ix u'lsiin exlel	XV-013945	iron	Khavtsal uul	5,633	17
Tengeriin geegen tal	XV-008957	gold	Zaraa tolgoi	3,893	17
Adiltsag	XV-012136	coal	Taliin ovoo	5,043	17
Lukrii	XV-014891	uranium	Ingenii-3	5,680	17
Shine ilion nen yuani	XV-009953	building material	Bayan bor nuur	1,602	17
Topazstone mining	XV-014132	gold, copper	Khongor	5,041	17
Orchlon-Ord	XV-012939	mixed metal	Ikh saran	5,828	16
Altan Rio mongolia	XV-014857	gold, copper	Takhilt	4,297	16
Orchlon-Ord	XV-013443	copper, molybdenum	Artsat tshunkheg	5,960	16
Shyvyyin khar yyl	XV-013224	mixed metal, gold, copper	Bayan khairkhan	4,217	16
Geosan	XV-012416	gold and other	Bayanbulag	5,899	16
Mo'nxiiin nomxon dalai	XV-013109	coal	Shavan uul	8,271	16
Dorniin chuluulag	XV-015486	gold	Taliin ukhaa	7,926	16
AER zam	XV-017601	gold	Saikhan devseg	785	16
BLBC	XV-012835	prospect	Bor tal	1,024	16
Sanchuan shanriu	XV-012727	molybdenum	Chuluut	3,404	16
Togootolgoi	XV-014508	copper, gold	Bornuur	1,426	16
Xuadi Kyonei	XV-015430	coal	Nariin kheres uul-1	4,590	16
Fargoco	XV-015501	coal	Khuren tsav	6,642	16
JRTB	XV-014507	iron, vanadium	Delger	737	16
Marcopolo	XV-015637	gold	Bulag	6,511	16
MOC Resources	XV-012754	uranium	Khoid ulaan-1	939	16
MOC Resources	XV-012752	uranium	Mukhar ulaan	163	16
Golden east mongolia	XV-012050	gold	Tungalagiin khutal	4,356	15
MOC Resources	XV-012753	uranium	Mukhar ulaan-2	113	15
Orchlon-Ord	XV-014348	iron	Tolgoi	4,886	15
Mandal-Altai	XV-015266	coal	Bulagt	2,875	15
MOC Resources	XV-012755	uranium	Khoid ulaan-2	251	15
Newmandshir	XV-015148	gold-copper	Ukhaa-1	7,120	15
Caxircagaan gol	XV-014193	iron	Maikhan	512	15
Monzol	XV-010177	iron	Bor tolgoi	492	15
FMI	XV-012536	lead, zinc, molybdenum	Tsagaan del	5,039	15
Erdeniin caxirmaa tal	XV-013795	gold	Undur	701	15
Newsimin resources	XV-012943	copper	Khongor uul	4,864	15

Company name (EN)	List	Types of minerals	Field name	Field size (ha)	Total cost (MNT million)
HKGC	XV-015407	coal	Budargana	4,919	15
Golden peak	XV-011982	iron	Bor tolgoi	2,889	15
Erel	XV-013164	gold	Ikh ovkhoodog uuliin khundii	5,122	15
Orchlon-Ord	XV-013979	coal	Bayangiin ovoo-2	5,266	15
CGBEM	XV-011694	copper, gold	Duuren	1,163	15
Orkhontuuliin khuder	XV-011947	iron	Orkhontuul	3,733	15
Saruulsain	XV-014851	gold, copper	Uushig	7,890	15
Buleen khundii	XV-013684	lignite	Boriin khundii	5,620	15
Khongorkhangai erdenes	XV-010484	gold	Salkhitiin am	2,483	14
Black mount mining	XV-005348	mixed metal	Khukh uul	14,906	14
Chuluut-International	XV-014270	fluorite	Jonsh tolgoi	563	14
Legend mines	XV-010777	nickel, chrome	Altan khudag	2,106	14
Ar-Erxes	XV-015499	tin, gold	Avdrant	7,748	14
NTSM	XV-015510	coal	Ar khadni ovoo	5,018	14
British minihg	XV-014539	gold, copper	Ongon-Ulaan uul	3,954	14
Dorniin chuluulag	XV-015485	gold	Jalga	6,333	14
ZBAA	XV-012809	mixed metal	Khovd gol	4,637	14
Khaichiin bulag exploration	XV-013855	mixed metal	Kharaa uul	3,294	14
Five hills resources LLC	XV-007817	copper	Khulsan	4,179	14
Boriin xondii	XV-014683	lignite	Bayalag	4,691	14
Bayasource	XV-013623	gold, copper	Shar bulag	4,482	14
Huafenggrunda	XV-012506	gold, copper	Bayan	4,347	13
Shyrose	XV-015184	gold	Senjtiin khyar	5,813	13
Ikhkhaan chuluu	XV-015162	manganese	Teeg	1,408	13
Naranbulag shim	XV-012759	mixed metal, gold	Khashaatiin khar	3,174	13
Asianlead	XV-012438	coal	Olonbulag-1	4,030	13
Bumbat	XV-017151	gold	Bumbat-6	1,591	13
Dornyn xu'der	XV-011204	iron	Uud	3,307	13
Rich Ore	XV-014052	mixed metal	Ekhen chuluut	1,120	13
Usukh Tumen Khishig	XV-014336	copper, mixed metal	Temeet	2,583	12
AER zam	XV-017602	gold	Saikhan devseg	624	12
FMI	XV-011614	gold	Khavtsal	4,240	12
Tusheegobi	XV-014477	iron	Zuundenj-2	416	12
Nuramir	XV-014725	gold, copper	Jinstiin nuruu	4,114	12
T and P	XV-011837	gypsum	Toson uul	4,095	12
Red volcan	MV-015478	gold	Ar naimganii deed kheseg	71	12

Company name (EN)	List	Types of minerals	Field name	Field size (ha)	Total cost (MNT million)
Caxircagaan gol	XV-014235	iron	Baruun	371	12
Gobi Coal and Energy	XV-016744	coal	Adag	151	12
Stamina	XV-015422	gold, nickel	Ulziit	5,224	12
Zest-Altai	XV-010851	coal	Khar tolgoi	2,962	12
AUC	XV-012900	iron, mixed metal	Ugtaal	1,119	12
Berx resources	XV-012053	gold	Tsatsag uul	3,683	12
Uyshengming	XV-014717	mixed metal	Dulaan khar uul	562	12
Saudgobi portuna	XV-012990	coal	Togoot	3,859	12
Bumbat	XV-017153	gold	Bumbat-3	613	12
Cerenbadam	XV-013964	gold	Delgerekh	4,017	12
Sanchuan river	XV-015044	mixed metal	Sukhait uul	4,100	11
Zulegttrade	XV-012655	fluorite	Zulegtei	3,570	11
Sagsaimineral resource	XV-015628	gold	Engert	3,949	11
Orchlon-Ord	XV-012881	copper	Tolgoit-Uul	3,887	11
Newsimin resources	XV-016951	copper-gold	Saran	3,365	11
Narlagbayan Altai	XV-014397	gold, copper	Khermen uul	3,796	11
Mo'nx altan suvraga	XV-015392	rare metal	Bayan	5,325	11
Shine ilion nen yuani	XV-017674	building material	Bayan bor nuruu	987	11
HBC	XV-015387	iron, limestone	Khashaatiin khar	2,341	11
Rich Ore	XV-013929	gold	Dugshikh uul	887	11
Narlagbayan Altai	XV-014398	gold, copper	Taliin ovoo	3,113	11
Tengeriin geegen tal	XV-008582	gold	Sharga ovoo-1	1,324	11
Lukrii	XV-013082	uranium	Sevsuuliin bulag	1,538	11
SQS	XV-015346	gold	Jargalantiin nuruu	1,527	11
Tsagaan-Ovoljoo	XV-014522	coal	Tsagaan uul	3,674	10
Baigaliin unet chuluu	XV-013087	non-ferrous metals, fluorite	Khutul	3,833	10
Rich daimond	XV-014703	copper	Temeen chuluu	1,087	10
Erensky	XV-014982	gold	Erdenetolgoi-1	5,076	10
Land Mongolia	XV-008641	gold	Bukht uul	158	10
Caimex	XV-014332	gold	Bayantal	3,418	10
Lateral	XV-014319	gold, mixed metal	Kharuul tolgoi	3,090	10
Dasmondriil	XV-013934	iron	Bumbatiin undur	3,468	10
Prestige exploration	XV-014277	gold, copper	Nogoon tolgoi	4,908	10
Dornodmetal	XV-015211	iron	Ar khaalgat	5,066	10
SDDG	XV-014381	gold, copper/non-ferrous metal/	Khalzan khoshuu	2,891	10
Kraton	XV-013607	zeolite	Khongil tsav	3,220	10

Company name (EN)	List	Types of minerals	Field name	Field size (ha)	Total cost (MNT million)
MURC	XV-013497	gold	Mergen shuvuut-1	3,204	10
Mineral	XV-014675	gold, mixed metal	Khurant uul	617	10
JRTB	XV-014474	193	Delgerekh-2	854	10
NABD	XV-013060		Khar burgast	3,114	9
MGTG	XV-014026	iron	Buyant	2,479	9
JDBN	XV-015404	gold and other	Khar togoo	2,645	9
Khulmorit mining	XV-007337	copper	Ulaan tolgoi	1,658	9
Narlagbayan Altai	XV-013318	gold, copper	Tsagaan tolgoi	2,256	9
OAE	XV-013834	copper, lead, zinc	Oroi uul	3,322	9
Ibex land mongolia	XV-014523	copper, gold, non-ferrous metals	Jirmiin khudag	3,650	9
Mungunnavch	XV-012317	fluorite	Dojir uul	1,889	9
Khukh shargachin	XV-010183	gold	Ovoot	356	9
BDBL	XV-013879	coal	Teeg	2,220	9
Goviin yerto'nc	XV-013131	gold	Shar bulag	2,334	9
Metal invest medcom	XV-013816	mixed metal	Ikh tamir chuluut	3,018	9
MGTG	XV-014027	iron	Nuuriin	2,379	9
Megamines mongolia	XV-015052	iron	Orgikh	3,990	9
Tengeriin geegen tal	XV-008020	gold	Temeet tolgoi	239	9
H&H Mining	XV-015059	coal	Khuren bulag	4,274	9
Lovonko	XV-012798	coal	Ar bulag	1,225	9
Oboot koal maining	XV-017003	coal	Ovoot	2,704	9
Ibex land mongolia	XV-014602	copper, gold, non-ferrous metals	Bayan shandiin khudag	3,217	9
Megamines mongolia	XV-014639	molybdenum	Songinot	667	9
Orchlon-Ord	XV-013980	mixed metal	Tsogt	3,049	9
Mandal-O'rgox	XV-014773	gold, copper	Bayan-2	2,655	9
FHL	XV-013315	copper	Ulziit uul	2,583	8
A H G metals group	XV-012304	iron	Bayanmod	2,287	8
Orchlon-Ord	XV-014570	mixed metal	Bichigt	2,989	8
Erdeniin undraga xairxan	XV-015039	gold	Yamaat	2,779	8
Northwest minerals	XV-015209	copper, molybdenum	Nergui sair	4,290	8
Pirop-Erdene	XV-013748	fluorite	Serven	106	8
Blegravia mining	XV-015372	coal	Nuurst khotgor	3,869	8
Shyrose	XV-015185	gold	Khayangiin Khar tolgoi	2,192	8
Agibuyant	XV-015383	copper-gold	Khersiin tal	3,476	8
Gangangyalbaa	XV-013341	gold	Tsogt-Ovoo	2,498	8
Chandmani tal	XV-015542	mixed metal	Avdar kharaat	2,744	8

Company name (EN)	List	Types of minerals	Field name	Field size (ha)	Total cost (MNT million)
Benefitworld energy	XV-014931	coal	Olon bulag	3,392	8
Geosignals	XV-014340	iron, gold	Bayan-Unjuul	2,772	8
Bayajtatu	XV-014307	copper, gold	Bor khoshuu	901	8
Balintolgoi mining	XV-006702	gold	Balintolgoi	399	8
Mandal-Altai	XV-014898	coal	Altangadas	2,790	8
MEBE	XV-014846	copper-chrome	Khuuvur khudag	2,612	8
Khuld Iron	XV-015553	mixed metal	Ugtaal	1,548	8
T and P	XV-012991	iron	Bayantsogt	2,741	8
Thunderclap	XV-013395	copper	Zest	2,198	8
British minihg	MV-003040	gold, white gold	Ukher chuluutiin tolgoi	236	8
Narlagbayan Altai	XV-011999	exploration	Bor khundii	2,283	8
Camex	XV-013661	gold	Delger-2	1,578	8
Best copper gold corporation	XV-017183	gold	Baga daltiin nuruu	1,320	8
Best copper gold corporation	XV-017181	gold	Daltiin nuruu	875	8
Science elements	XV-015445	copper, zinc	Ulaanbulag	551	8
Bumbat	XV-017150	gold	Bumbat-4	1,445	7
Namuuntod	XV-013107	coal	Derst tolgoi	3,762	7
Talst burkhant	XV-014392	fluorite	Bor tolgoi	33	7
Pakimor	XV-015132	iron	Bulgiin ovoo	3,694	7
Berx resources	XV-011587	gold	Tsagaan chuluut khudag	1,678	7
MMRI	XV-015140	gold	Angarkhai am	144	7
Mandal-O'rgox	XV-014772	gold, copper	Bayan-1	2,268	7
Sainzaluus	XV-012621	gold	Baruun gorkhiin khundii	1,951	7
Bumbat	XV-008757	gold	Bumbat-5	1,586	7
Mongolgomomt group	XV-015382	limestone	Khukh khadat	920	7
T and P	XV-014525	gold	Bayanbulag	2,412	7
Scantgold	XV-015502	iron, copper	Bayan-uul	2,310	7
Darxan-Airont	XV-012807	limestone	Buurai	46	7
Eleet	XV-012614	gold	Sel	1,773	7
Anaeli	XV-012098	copper, zinc	Khashaatiin khundii	2,358	7
Khuchzhengkai	XV-014649	gold, copper	Tsagaan gol	3,401	7
Toplucky	XV-011330	phosphorite	Baga teeg	2,375	7
Goldencastle	XV-012842	gold	Khukh bulgiin khundii	1,806	7
Uragshlaxgovi	XV-012712	coal	Uneetiin del	2,101	7
Ibex land mongolia	XV-015167	copper, gold, non-ferrous metals	Bayannuur	3,273	7
Event planner	XV-011206	manganese	Unegt	981	7

Company name (EN)	List	Types of minerals	Field name	Field size (ha)	Total cost (MNT million)
Khong chang li	XV-013047	tin	Mandal	83	6
EBG	XV-013400	fluorite	Shar khad-1	195	6
HBC	XV-015005	salt, bentonite clay	Zeeg	1,602	6
Thunderclap	XV-014457	coal	Bayanbulag	3,375	6
New-Aikonik	XV-014684	gold	Aguit	152	6
khoskhatad	XV-012795	manganese	Dov	1,342	6
MCEMC	XV-011346	manganese	Nariin khers uul	1,558	6
VENFU	XV-012940	tungsten	Tsagaan enger	2,039	6
Govifinders	XV-014679	gold, copper	Javkhantiin uul	3,040	6
Mo'nxayaan	XV-017497	copper	Argalant-1	2,007	6
Gobi Coal and Energy	XV-016749	coal	Baits	90	6
Govitugalga	XV-015035	lead	Alag khudag	164	6
Orangetsamkhag	XV-013036	gold, iron	Urd zakhtsag	1,482	6
Altairgold	XV-014916	gold	Zagdai	999	6
Cevdeg	XV-012168	gold	Uliin khutul	1,348	6
Erensky	XV-017562	gold	Erdenetolgoi-1	1,686	6
MLSX	XV-010523	fluorite	Dulan uuliin talbai	1,631	6
Sanchuan river	XV-014440	mixed metal	Tolgod	1,944	6
Gacuurt	XV-009922	gold	Khushuut	745	6
Khukh kharkhiraa	XV-013536	coal	Khar	1,033	6
Santabiach	XV-012286	gold	Shand bulag	1,783	6
Jinchao	XV-016716	gold	Nomgon-2	2,015	6
SBJM	XV-013699	gravel	Salkhit	694	6
Remicon JSC	XV-014902	limestone	Tsagaan uul	2,164	5
Itgeltxu'leg	XV-013947	gold	Kharganii aim	222	5
TESO	XV-015500	gold	Tsagaan tolgoi	1,432	5
CMCM	XV-013938	lithium	Shiveegiin gozgor	1,865	5
Zulegtbulag	XV-015417	fluorite	Surt-2	63	5
Si Ou Ei El	XV-016866	coal	Dornogovi-4	391	5
Sinseredevelopbent	XV-012075	fluorite	Dund airag	186	5
Zuulun chuluu	XV-012951	tin	Zuun avdrant	1,510	5
S P J	XV-017145	gold, copper	Khorkhoitiin zaag	1,441	5
GMMC	XV-014733	coal	Erdenes	761	5
SDDG	XV-014871	tin	Ulziit tolgoi	1,379	5
Bayjmal-Alt	XV-013354	gold	Shand bulag	1,293	5
Alagtaicecen	XV-012034	gold, copper	Ar bogol	1,123	5

Company name (EN)	List	Types of minerals	Field name	Field size (ha)	Total cost (MNT million)
Mochistoun	XV-015114	copper-gold	Toshint uul	1,471	5
Bayarsconstruction	XV-013749	clay	Zurlugiin	115	5
Orchlon-Ord	XV-013978	coal	Bayangiin ovoo-3	1,757	5
Bumbat	XV-017149	gold	Bumbat-7	24	5
Shim-Aminaa	XV-017177	coal	Chuluut	223	5
Dornyn xu'der	XV-016963	iron	Uud	816	5
Munx naran uul	XV-015028	fluorite	Bayantsogt	2,141	5
Santabiach	XV-012288	gold	Burkhantiin bulag	1,436	5
Erensky	XV-017561	gold	Erdenetolgoi-1	1,976	5
MURC	XV-013498	gold	Mergen shuvuut-2	1,559	5
Esenbayalag	XV-013915	fluorite	Bujgar-2	172	5
BMBB	XV-015359	building material	Shand	26	5
Shinemongol erdes	XV-017533	coal	Bayan khar uul	1,076	5
Sumber-Ord	XV-013473	fluorite	Undur suuj	158	5
New-Orem	XV-014219	rare metal	Ulziit uul	1,237	5
Dun-Erdene	XV-013057	gold	Rashaant	42	4
Orchlon-Ord	XV-014885	iron	Zalaat tolgoi	399	4
Aroma amt	XV-014775	coal	Adag	1,779	4
CET	XV-014140	clay	Gashuunii tal	59	4
Berx resources	XV-015048	gold	Manant tolgoi	2,082	4
Goldentaiga	XV-017075	gold	Moilt	680	4
Uguujbayan khangai	XV-010778	gold	Tsookhor morit	1,233	4
Bor-O'ndor Uul	XV-011536	fluorite	Delger-2	1,505	4
Khan-Asur	XV-014399	gold, copper	Khuren tolgoi	1,484	4
Khulmorit mining	XV-007334	copper	Khul morit	990	4
Pentaterra	XV-016787	gold	Naran gol	205	4
Boldto'mor yero'o gol	XV-013814	iron ore	Dulaan uul	761	4
Khulmorit mining	XV-015214	copper	Khul morit	495	4
Khulmorit mining	XV-014843	copper	Khul morit-1	309	4
Khosbogd	XV-015421	gold	Tuuliin baruun denj	255	4
SGSG grupp	XV-011601	fluorite	Ikh ereelj tolgoi	405	4
Redbulls	XV-015208	placer	Baruun	56	4
Shijirxaiga	XV-016993	gravel, gravel	Dund bukhug	34	4
Cevdeg	XV-012028	gold	Nalgariin deed am	610	4
Eich Es Di	XV-012645	gold	Bayan khar uul	1,383	4
Mongol manganese natural resource	XV-013693	manganese	Khoid Argalant	1,253	4

Company name (EN)	List	Types of minerals	Field name	Field size (ha)	Total cost (MNT million)
FMI	XV-012589	gold	Bukht	1,184	4
Mo'nxayaan	XV-014736	zinc, lead	Ukhaa	875	4
Ixshijir erdene	XV-015563	gold	Uguujit	1,576	4
Khongon gegee ord	XV-009000	iron	Baruun zakhiin tsag	373	4
Khurgataikhaikhan	XV-013636	coal	Ovoot	880	4
Megamines mongolia	XV-014750	limestone, manganese	Shokhoit	351	4
Berx resources	XV-011612	gold	Khuurai nuur	677	4
Shimdeleg	XV-014060	fluorite	Uul jas	777	4
Bayanjonsh	XV-014412	copper	Zest	322	4
Ih naran uul	XV-016992	manganese	Mogoit khudag	1,080	4
DBTX	XV-012837	limestone	Suu tolgoi	937	3
Namuuntod	XV-013108	coal, and other	Tost-1	1,283	3
BDBL	XV-013581	coal	Urtiin am	541	3
Khuree del	XV-012827	fluorite	Khairkhan	741	3
Dornod sodium sulphate	XV-015397	ice saltpetre	Baruun shavar	1,546	3
SMI	XV-013436	coal	Bor khooloi	1,152	3
Mongolian rontac energy	XV-013194	tungsten	Uurt	812	3
Gobi-Exploration	XV-011406	gold	Naran gol	114	3
Naruka	XV-015440	coal	Gurvan khairkhan	722	3
Anuunsuvd	XV-013193	iron	Mandakh	344	3
Talst burkhant	XV-014393	fluorite	Khuren del	40	3
PICURIS	XV-012965	gold, mixed metal	Burgast	872	3
Orchlon-Ord	XV-015193	limestone	Orkhon	126	3
MGTG	XV-014024	iron	Zuun khuren chuluu	809	3
Mongolstandart	XV-015029	tungsten	Tsuvraa tolgoi	1,112	3
Unurjonsh	XV-013977	fluorite	Tsagaan elgen	166	3
New ventures	XV-009099	ice saltpetre	Shard burd	1,031	3
Shimzorig	XV-014068	fluorite	Sain gashuun	113	3
Maintomor	XV-017618	limestone, iron	Mogoitiin ar	473	3
Thunderclap	XV-014520	tin, gold	Javkhantiin uul	1,587	3
DBTX	XV-014084	iron	Khukh tolgoi	673	3
Boldto'mor yero'o gol	XV-012602	iron ore, limestone	Khongor-1	49	3
F J P M	XV-012829	fluorite	Shar khad	1,003	3
MMR&M	XV-014400	copper, molybdenum	Zost tolgoi	901	3
Infinity Space	XV-016948	iron ore	Khandgait	156	3
Shimtogtuun	XV-016856	copper	Mogoit khudag	876	3

Company name (EN)	List	Types of minerals	Field name	Field size (ha)	Total cost (MNT million)
Urniin-Iredui	XV-014594	copper-gold	Kahtuugiin engert	918	3
Five hills resources LLC	XV-012715	iron	Tsagaan ereg	914	3
Dasmondriil	XV-014719	tungsten	Nart	1,173	3
Argatai	XV-012854	fluorite	Shine-Uls	87	3
Tsogt-Onon	XV-014257	placer	Urtiin denj	539	3
DBTX	XV-012836	limestone	Derstei	585	3
Jenri	XV-013154	gold	Undur tolgoi-2	154	3
To'v erdene sant	XV-015296	sandstone	Bayan	258	3
Gun tushig	XV-013117	gold	Galuutiin uul	445	3
Ariun-O'rnox	XV-011731	gold	Dund baruun urt	611	3
Saruulsain	XV-014587	fluorite	Naran uul	626	3
Tov Erdene Bayan	XV-014682	iron, manganese	Khudag ovoo	1,295	2
Kraton	XV-013941	zeolite	Tsav	740	2
NAPL	XV-012659	rare-earth elements	Bayankhoshuu	646	2
Voyager Mineral Resources	XV-012521	gold, copper	Daltiin uvur	792	2
Topazstone mining	XV-012720	quartz	Zalaa	163	2
Milleniumdiggers	XV-014432	clay	Sudtei	247	2
Borj-Ovoot	XV-014827	fluorite	Tsagaan undur	116	2
Prestige exploration	XV-016672	nickel-cobalt, gold	Duutiin ukhaa	1,057	2
Bor-O'ndor Uul	XV-011519	fluorite	Khavtgai	346	2
Gobi-Enterprise	XV-012995	brick earth	Khoit ulaan	721	2
Atlantastar	XV-013984	tungsten	Artag gunshint	786	2
MGMG	XV-014897	gold	Buyant	763	2
Titan-Ord	XV-013356	tungsten, fluorite	Sairiin ukhaa	436	2
Vailink	XV-015117	mixed metal	Ulaan undur	542	2
Narlagbayan Altai	XV-013020	gold	Khan uul	427	2
Kraton	XV-014784	gold	Khukh khutul	1,003	2
DHP	XV-016977	fluorite	Maikhant uul	571	2
Barmatgaram	XV-012122	copper	Bayankhairkhan	537	2
Boldto'mor yero'o gol	XV-014453	sand, clay	Dulaankhaan	107	2
Mo'xgun od	XV-015336	fluorite	Nuden	159	2
Shine mandal o'rgoo	XV-014256	gold	Bayan	492	2
Sodgazar	XV-010439	molybdenum	Undur tsakhir	93	2
Khankhentii khuder	XV-015339	iron	Bayan Munkh tolgoi	854	2
Khotgorshanaga	XV-014979	coal	Derst	205	2
Khukh shargachin	XV-012625	gold	Bor tolgoi	558	2

Company name (EN)	List	Types of minerals	Field name	Field size (ha)	Total cost (MNT million)
Energy country mining	XV-014656	coal	Bayantsagaan	440	2
Khuree del	XV-012586	fluorite	Bayankhaan	310	2
CET	XV-014139	aluminium	Endeg ulaan	135	1
Shine mandal o'rgoo	XV-017312	gold	Bayan	319	1
Bayarsconstruction	XV-013415	limestone	Khukh del	221	1
Nutgiin gantig	XV-014201	precious metal	Ulaan toirom	507	1
FMI	XV-012115	gold	Alag uul	251	1
Itgeltxu'leg	XV-014042	sand, gravel	171-r km	56	1
Chilchiggol	XV-012816	coal	Chilchigiin gol	250	1
Bayan-Undruul	XV-012831	clay	Nalaikh ord	27	1
Energy country mining	XV-014714	coal	Bayantsagaan 1	335	1
Nagaaranzbaj	XV-014791	fluorite	Tsagaan del-2	138	1
Central asian cement	XV-015129	limestone	Buuvei	57	1
Yalguusan	XV-014533	gravel	Ulaan chuluut	56	1
Gobi-Exploration	XV-011457	coal	Tsakhiurt	47	1
Kharkhorum suld	XV-013124	limestone	Ikh bulag	124	1
Saudgobi portuna	XV-012989	gold	Zugit	200	1
Cavdan-impeks	XV-013425	salt	Tsavdan-1	97	1
Mongolstandart	XV-015051	building material	Elstei	124	1
Utaatbolor	XV-014414	rare metal	Tsagaan chuluut	195	1
Magicstation	XV-014008	clay	Bor tal	82	1
Cottagebarilga	XV-013439	building material	Davst	152	1
Total				7,150,151	140,767

Source: Mineral Resource Authority of Mongolia

Appendix 16: Production and sales of minerals

Mineral	Company	Unit of measurement	Production		Sales	
			Volume	Amount (MNT M)	Volume	Amount (MNT M)
Bricks	Erel	m3 '000	19	3,576	19	3,576
Bricks	Hong Da International	m3 '000	2	278	2	278
Bricks	Kong Long	m3 '000	4	490	4	490
Bricks	Mongol Ceramic	m3 '000	7	1,398	7	1,398
Bricks	NK	m3 '000	6	900	6	900
Bricks	O and Tulga	m3 '000	1	84	1	84
Bricks	OENDCh	m3 '000	1	208	1	208
Bricks	Solongobil	m3 '000	2	316	2	273
Bricks	Tegshkhan	m3 '000	2	557	2	447
Bricks	Ugalzan Tsamhag	m3 '000	2	228	2	228
Bricks	Subtotal	m3 '000	45	8,035	45	7,881
Cement	Khutul-2	tons '000	283	27,393	284	27,568
Cement	Subtotal	tons '000	283	27,393	284	27,568
Chalk	Cement Shohoi	tons '000	49	6,992	46	6,479
Chalk	Munkhbolor Erdene	tons '000	1	92	1	92
Chalk	Shim Construction	tons '000	3	349	3	349
Chalk	Tevkhen	tons '000	16	1,310	11	870
Chalk	Subtotal	tons '000	69	8,742	60	7,790
Clinker	Khutul-2	tons '000	35	2,238	35	2,238
Clinker	Subtotal	tons '000	35	2,238	35	2,238
Coal	Aduunchuluun	tons '000	523	5,424	523	5,424
Coal	Andyn Ilch	tons '000	-	-	8	387
Coal	Badmaarag Khash	tons '000	-	-	11	316
Coal	Baganuur	tons '000	3,617	88,125	3,683	89,738
Coal	Bayanteeg	tons '000	105	2,096	105	2,096
Coal	Baylag Ord	tons '000	40	769	40	769
Coal	Berkh-Uul	tons '000	29	605	29	605
Coal	Big Mogul Coal and Energy	tons '000	31	1,363	31	1,363

Mineral	Company	Unit of measurement	Production		Sales	
			Volume	Amount (MNT M)	Volume	Amount (MNT M)
Coal	Bilget Khairkhan Uul	tons '000	3	-	-	-
Coal	Buman-Olz	tons '000	5	26	14	64
Coal	Chingisyn Khar Alt	tons '000	28	1,352	25	1,184
Coal	Chinhua MAK Nariin Sukhait	tons '000	648	28,256	648	28,282
Coal	Dong Li	tons '000	1	74	1	74
Coal	Energy Resources	tons '000	4,619	423,025	5,298	485,183
Coal	Engui Tal	tons '000	41	847	37	772
Coal	Erchim	tons '000	27	293	27	293
Coal	Erdenes Tavan Tolgoi	tons '000	4,513	295,714	5,737	400,676
Coal	Erdes Nalaikh	tons '000	0	8	0	8
Coal	Gobi Coal and Energy	tons '000	8	227	3	90
Coal	Ikh Gobi Energy	tons '000	4	209	4	209
Coal	Ilchit Metal	tons '000	18	572	18	572
Coal	Khar Tarvagatai	tons '000	81	1,654	81	1,654
Coal	Khotgor	tons '000	81	2,094	81	2,094
Coal	Ming Yu Shi Shi	tons '000	15	323	-	366
Coal	Mo En Co	tons '000	941	54,942	33	1,951
Coal	Mogoin Gol	tons '000	90	2,864	46	1,454
Coal	Mongolyn Alt (MAK)	tons '000	4,124	187,039	4,123	186,994
Coal	Munkh Noyon Suvarga	tons '000	3	78	17	422
Coal	Petro Coal	tons '000	23	377	22	370
Coal	Red Hill Mongolia	tons '000	151	7,668	130	6,581
Coal	Sharyn Gol	tons '000	750	20,907	707	19,728
Coal	Shivee-Ovoo	tons '000	1,939	34,825	2,014	36,164
Coal	Southgobi Sands	tons '000	1,559	40,149	2,057	52,973
Coal	Stein Kole	tons '000	385	17,249	135	6,028
Coal	Tevshiin Gobi	tons '000	15	283	15	283
Coal	Tsagaan Tashaa	tons '000	1	27	1	27
Coal	Tsagaan-Uvuljuu	tons '000	15	920	25	1,572
Coal	Tsegeen-Uuden	tons '000	20	366	20	366

Mineral	Company	Unit of measurement	Production		Sales	
			Volume	Amount (MNT M)	Volume	Amount (MNT M)
Coal	Usukh Zoos	tons '000	771	28,447	751	27,699
Coal	Subtotal	tons '000	25,224	1,249,199	26,500	1,364,833
Copper	Achit Ikht	tons '000	0	61,260	0	55,576
Copper	Erdenet	tons '000	517	1,206,707	526	1,227,394
Copper	Erdmin	tons '000	0	23,102	0	23,102
Copper	Oyu Tolgoi*	tons '000	564	1,489,609	734	3,196,000
Copper	Subtotal	tons '000	1,081	2,780,678	1,260	4,502,072
Crushed rock	And Survey	m3 '000	87	890	134	1,369
Crushed rock	Dayarkh	m3 '000	21	303	19	157
Crushed rock	Ikher Gurvan Tsohio	m3 '000	23	303	36	218
Crushed rock	Ochir Tuv	m3 '000	46	947	32	298
Crushed rock	Tegsht Plant	m3 '000	182	2,090	215	2,469
Crushed rock	Tseetsee Impex	m3 '000	99	1,560	5	79
Crushed rock	UBTZ Stone Plant	m3 '000	254	5,812	254	5,812
Crushed rock	Subtotal	m3 '000	712	11,906	695	10,402
Fluorspar	Anandbayan Tal	tons '000	2	373	12	2,663
Fluorspar	Dong Fan Long Ma	tons '000	6	183	4	183
Fluorspar	Ekileshia	tons '000	3	175	3	146
Fluorspar	Khanshashir	tons '000	0	88	0	88
Fluorspar	Kherlen Impex	tons '000	3	1,132	3	1,132
Fluorspar	Khunt Uguuj	tons '000	1	123	1	123
Fluorspar	MDFE	tons '000	-	-	16	4,546
Fluorspar	Mongol Czech Metal	tons '000	27	-	30	-
Fluorspar	Naimgan-Ord	tons '000	16	3,852	16	3,852
Fluorspar	North Wind	tons '000	7	3,082	7	3,082
Fluorspar	Resource Min Kom	tons '000	1	383	1	383
Fluorspar	Unen-And	tons '000	-	-	404	-
Fluorspar	Yantai Uul	tons '000	3	1,418	2	1,144
Fluorspar	Subtotal	tons '000	68	10,808	499	17,341
Gold	Altandornod Mongol	kg	1,443	105,788	1,443	105,788
Gold	Andiin Temuulel	kg	20	1,512	20	1,512

Mineral	Company	Unit of measurement	Production		Sales	
			Volume	Amount (MNT M)	Volume	Amount (MNT M)
Gold	Ariun-Urnunh	kg	3	188	3	188
Gold	Bayajmal-Alt	kg	15	1,080	15	1,080
Gold	Bayan Airag Exploration	kg	131	9,379	131	9,379
Gold	Bayan-Erdes	kg	17	1,228	17	1,228
Gold	Boroo Gold	kg	1,652	119,763	1,682	121,950
Gold	British Mining	kg	1	18	1	18
Gold	Dadizi Yuan	kg	10	745	10	745
Gold	Dambat	kg	9	618	9	618
Gold	Datsan Trade	kg	40	2,988	40	2,988
Gold	Dun-Erdene	kg	42	3,115	42	3,115
Gold	G and U Gold	kg	124	9,424	124	9,424
Gold	Gazar Khevlil	kg	11		11	
Gold	GBNB	kg	138	10,275	138	10,275
Gold	Golden Taiga	kg	3	186	3	186
Gold	Gurvan Tukhum	kg	33	2,448	33	2,448
Gold	HOTU	kg	32	2,430	32	2,430
Gold	Irmuun Bosgo	kg	2	177	2	177
Gold	Jotoin Bajuuna	kg	11	850	11	850
Gold	Jump Alt	kg	32	2,410	32	2,410
Gold	Khos Khas	kg	102	7,561	102	7,561
Gold	Khuder-Erdene	kg	19	1,464	19	1,464
Gold	Khurai	kg	6	422	6	422
Gold	Khuslemj	kg	6	456	6	456
Gold	Marco Polo	kg	91	7,078	91	7,078
Gold	Mon Dulaan Trade	kg	1,109	81,592	1,108	81,518
Gold	Mongol Bulgaria Geo	kg	20	1,419	20	1,419
Gold	Monpolymet	kg	577	41,796	577	41,796
Gold	Monrostsvetment	kg	79	5,929	79	5,929
Gold	Noyon Tokhoi Trade	kg	2	142	2	142
Gold	Noyongari	kg	60	4,408	60	4,408

Mineral	Company	Unit of measurement	Production		Sales	
			Volume	Amount (MNT M)	Volume	Amount (MNT M)
Gold	Reo	kg	80	5,944	80	5,944
Gold	SBF	kg	47	3,466	47	3,466
Gold	Sharnarst	kg	61	4,560	61	4,560
Gold	Shijir Gold	kg	2	111	2	111
Gold	Shijir Talst	kg	72	5,358	72	5,358
Gold	Shijir-Aranjin	kg	26	1,930	26	1,930
Gold	Sonor Trade	kg	250	17,728	131	9,318
Gold	Ten Khun	kg	134	9,957	134	9,957
Gold	TGY	kg	6	417	6	417
Gold	Tod-Undraga	kg	42	3,105	42	3,104
Gold	Tom Shijir	kg	15	1,098	15	1,098
Gold	Tsaglashgui Gold	kg	33	2,502	33	2,503
Gold	Tserenbadam	kg	1	71	1	66
Gold	Tsevdeg	kg	4	333	4	333
Gold	Uguuj Bayan Khangai	kg	25	1,778	25	1,778
Gold	Ulz Gol	kg	2	161	2	161
Gold	Urmun-Uul	kg	45	3,416	45	3,416
Gold	Uuls Zaamar	kg	771	57,201	771	57,201
Gold	Uurt Gold	kg	48	3,652	43	3,277
Gold	Subtotal	kg	7,503	549,679	7,409	543,003
Gravel rock	Bogda Holding	m3 '000	34	353	21	265
Gravel rock	Borjigonii Tal	m3 '000	31	259	31	259
Gravel rock	Ekhdelger Murun	m3 '000	101	1,148	89	1,083
Gravel rock	Eslet	m3 '000	28	67	13	66
Gravel rock	ESTO	m3 '000	44	574	30	390
Gravel rock	Itgel Tushig	m3 '000	42	446	42	446
Gravel rock	JTT	m3 '000	48	461	28	337
Gravel rock	Sigma Engineering	m3 '000	35	588	35	588
Gravel rock	Tsorosjambaa	m3 '000	13	114	13	114
Gravel rock	Yalguusan	m3 '000	10	164	10	164

Mineral	Company	Unit of measurement	Production		Sales	
			Volume	Amount (MNT M)	Volume	Amount (MNT M)
Gravel rock	Subtotal	m3 '000	385	4,174	311	3,711
Gypsum	Arvinkhad	tons '000	4	485	4	432
Gypsum	Subtotal	tons '000	4	485	4	432
Iron	ALGT	tons '000	4	605	4	605
Iron	Altain Khuder	tons '000	1,873	139,326	1,873	139,326
Iron	Beren Mining	tons '000	6	521	6	521
Iron	Bold Tumor Eruu Gol	tons '000	3,218	299,740	3,116	290,207
Iron	Chin Khash	tons '000	51	3,015	36	2,156
Iron	Darkhan Metallurgical Plant	tons '000	817	52,070	460	24,823
Iron	Erdes Group	tons '000	30	53	30	53
Iron	Focus Metal Mining	tons '000	8	1,284	8	1,284
Iron	Infinity Space	tons '000	295	26,652	295	26,652
Iron	Jin Hua Ord	tons '000	146	10,208	146	10,208
Iron	Jintaihe	tons '000	125	3,341	125	3,341
Iron	Lut Chuluu	tons '000	181	219	122	219
Iron	Monrustsvetmet	tons '000	199	27,038	157	22,507
Iron	Zasag Chandmani Mines	tons '000	72	131	72	131
Iron	Subtotal	tons '000	7,023	564,203	6,448	522,034
Lead	Shang Long	tons '000	-	-	1	233
Lead	Subtotal	tons '000	-	-	1	233
Limestone	CBZ	tons '000	6	93	6	93
Limestone	Cement Shohoi	tons '000	0	17	0	17
Limestone	Shohoi Tsagaan Bulag	tons '000	41	406	41	406
Limestone	Subtotal	tons '000	47	516	47	516
Molybdenum	Erdenet	tons '000	4	61,134	4	61,692
Molybdenum	Subtotal	tons '000	4	61,134	4	61,692
Sand	Yalguusan	m3 '000	7	102	7	102
Sand	Subtotal	m3 '000	7	102	7	102
Sand and gravel mix	Batshil	m3 '000	21	172	21	172
Sand and gravel mix	Subtotal	m3 '000	21	172	21	172
Siltstone	Mondulaan Trade	m3 '000	12	-	-	91

Mineral	Company	Unit of measurement	Production		Sales	
			Volume	Amount (MNT M)	Volume	Amount (MNT M)
Siltstone	Subtotal	m3 '000	12	-	-	91
Silver	Altandornod Mongol	kg	128	118	128	118
Silver	Andyn Temuulel	kg	2	2	2	2
Silver	Ariun Urnukh	kg	0		0	
Silver	Bayajmal-Alt	kg	1	1	1	1
Silver	Bayan Airag Exploration	kg	486	416	486	416
Silver	Bayar Erdes	kg	1	1	1	1
Silver	Boroo Gold	kg	327	360	327	360
Silver	Dadizi Yuan	kg	0		0	
Silver	Dambat	kg	1	1	1	1
Silver	Datsan Trade	kg	4	3		
Silver	Dun-Erdene	kg	5	5	5	5
Silver	G and U Gold	kg	12	11	12	11
Silver	GBNB	kg	12	11	12	11
Silver	Golden Taiga	kg	1	0	1	0
Silver	Gurvan Tukhum	kg	4	4	4	4
Silver	HOTU	kg	3	3	3	3
Silver	Jotoin Bajuuna	kg	2	1	2	1
Silver	Jump Alt	kg	6	5	6	5
Silver	Khos Khas	kg	7	7	7	7
Silver	Khuder-Erdene	kg	3	2	3	2
Silver	Khurai	kg	1	1	1	1
Silver	Khuslemj	kg	1	1	1	1
Silver	Marco Polo	kg	5	5	5	5
Silver	Mon Dulaan Trade	kg	131	124	131	124
Silver	Mongol Bularia Geo	kg	1	1	1	1
Silver	Monpolymet	kg	97			
Silver	Noyon Tohoi Trade	kg	0	0	0	0
Silver	Noyongari	kg	8	7	8	7
Silver	Reo	kg	7	6	7	6

Mineral	Company	Unit of measurement	Production		Sales	
			Volume	Amount (MNT M)	Volume	Amount (MNT M)
Silver	SBF	kg	6	6	6	6
Silver	Shar Narst	kg	4	4	4	4
Silver	Shijir Talst	kg	11	11	11	11
Silver	Shijir-Aranjin	kg	2	2	2	2
Silver	Sonor Trade	kg	43		772	
Silver	Ten Hun	kg	90	89	90	89
Silver	Tod-Undraga	kg	6	6	6	6
Silver	Tom Shijir	kg	2	2	2	2
Silver	Tsaglashgui Gold	kg	0	0	0	0
Silver	Tserenbadam	kg	1	0	1	0
Silver	Tsevdeg	kg	1		1	
Silver	Ulz Gol	kg	0	0	0	0
Silver	Urmun-Uul	kg	4	4	4	4
Silver	Uulszaamar	kg	65	60	65	60
Silver	Uurt Gold	kg	4	4	4	4
Silver	Subtotal	kg	1,493	1,284	2,123	1,281
Tin	Hong Chang Li	tons '000	75	833	75	833
Tin	Subtotal	tons '000	75	833	75	833
Tungsten	Arvijih Mandal	tons '000	55	1,199	55	1,199
Tungsten	CC Mongolia	tons '000	479	13,835	479	13,835
Tungsten	Hong Chang Li	tons '000	0	0	0	0
Tungsten	Mon Wolfram	tons '000	1	5	1	5
Tungsten	Subtotal	tons '000	535	15,039	535	15,039
Zeolite	Teeliin Shonkhor	tons '000	8	392	8	373
Zeolite	Subtotal	tons '000	8	392	8	373
Zinc	Tsairt Mineral	tons '000	92	126,181	89	121,141
Zinc	Shang Long	tons '000	-	-	0	98
Zinc	Subtotal	tons '000	92	126,181	89	121,239

Source: Mineral Resource Authority of Mongolia

* Oyu Tolgoi's production and sales consist of copper-gold concentrate which could not be separated into copper and gold.

Appendix 17: ASM information reported by aimags

ASM information reported by aimags

Aimag	Types of minerals	Artisanal and small-scale mine operation soum	Number of companies operates in the respective soum	Number of artisanal miners operating in the soum (approximately)	Number of companies which signed a contract with Local government	Number of artisanal miners who signed a contract with Local government	Contract name	Description of contract	Contract implementation process
Uvurkhangai	Gold	Nariinteel	-	30	-	-	-	-	-
		Khairkhandulaan	-	20	-	-	-	-	-
		Uyanga	-	30	-	-	-	-	-
		Bat-Ulzii	-	30	-	-	-	-	-
Khentii	Fluorspar	Berkh Tosgon	7	33	7	0	Artisanal and small-scale mining agreement in accordance with Yudriin 308th resolution by GoM in 1 December 2012	Artisanal and small-scale mining agreement in accordance with Yudriin 308th resolution by GoM in 1 December 2012	Monitored as per article 3.7 of Yudriin 308th resolution by GoM in 1 December 2012
		Bayan-Adraga	5	34	5	0	Artisanal and small-scale mining agreement in accordance with Yudriin 308th resolution by GoM in 1 December 2012	Artisanal and small-scale mining agreement in accordance with Yudriin 308th resolution by GoM in 1 December 2012	Monitored as per article 3.7 of Yudriin 308th resolution by GoM in 1 December 2012
		Batnorov	8	57	8	0	Artisanal and small-scale mining agreement in accordance with Yudriin 308th resolution by GoM in 1 December 2012	Artisanal and small-scale mining agreement in accordance with Yudriin 308th resolution by GoM in 1 December 2012	Monitored as per article 3.7 of Yudriin 308th resolution by GoM in 1 December 2012

Aimag	Types of minerals	Artisanal and small-scale mine operation soum	Number of companies operates in the respective soum	Number of artisanal miners operating in the soum (approximately)	Number of companies which signed a contract with Local government	Number of artisanal miners who signed a contract with Local government	Contract name	Description of contract	Contract implementation process
		Kherlen	1	6	1	0	Artisanal and small-scale mining agreement in accordance with Yudriin 308th resolution by GoM in 1 December 2012	Artisanal and small-scale mining agreement in accordance with Yudriin 308th resolution by GoM in 1 December 2012	Monitored as per article 3.7 of Yudriin 308th resolution by GoM in 1 December 2012
		Darkhan	2	10	2	0	Artisanal and small-scale mining agreement in accordance with Yudriin 308th resolution by GoM in 1 December 2012	Artisanal and small-scale mining agreement in accordance with Yudriin 308th resolution by GoM in 1 December 2012	Monitored as per article 3.7 of Yudriin 308th resolution by GoM in 1 December 2012
	Tin, Gold	Tsenkhermandal	3	23	3	0	Artisanal and small-scale mining agreement in accordance with Yudriin 308th resolution by GoM in 1 December 2012	Artisanal and small-scale mining agreement in accordance with Yudriin 308th resolution by GoM in 1 December 2012	Monitored as per article 3.7 of Yudriin 308th resolution by GoM in 1 December 2012
Uvs	Gold	Tarialan	1	150	50 partnerships				

Source: Information provided by local governments

Appendix 18.a: Implementation of mining activity plan – Excluding coal

Type of mineral, Company name	Registration №	Earth removal (in thous.m3)			Ore mining,thous.m3 (Basis mining thous.ton)			Ore processing,thous.m3 (Basis mining thous.ton)		
		Plan	Actual	%	Plan	Actual	%	Plan	Actual	%
Molybdenum, Copper		7,667	9,128	119%	28,900	29,433	102%	26,000	26,123	100%
Erdenet Mining Corporation	2074192	7,667	9,128	119%	28,900	29,433	102%	26,000	26,123	100%
Gold		52,429	50,217	96%	7,348	6,730	92%	9,424	8,669	92%
Altandornod Mongol	2112868	18,112	12,141	67%	696	527	76%	696	529	76%
Andyn Temuulel	5205581	56	54	97%	61	52	85%	61	52	85%
Ariun Urnuh	2816555	62	19	31%	16	7	46%	16	7	46%
Bayjmal Alt	2861429	35	20	56%	49	26	53%	49	26	53%
Bayan Airag Exploration	2708701	2,172	743	34%	1,134	578	51%	980	351	36%
Bayan-Erdenes	2551764	-	-	0%	-	-	0%	50	102	205%
Boroo Gold	2094533	-	-	0%	-	-	0%	2,184	2,083	95%
British Mining	5407761	84	20	24%	30	4	13%	30	4	13%
Gazarhevlil	4247434	264	149	56%	75	26	34%	75	26	34%
GBNB	2615797	626	953	152%	66	91	138%	66	91	138%
Gurvan Tukhum	2086166	55	75	137%	126	98	78%	126	98	78%
Dadizii yuan	5179173	872	435	50%	74	14	19%	74	14	19%
Dambat	2618532	55	66	119%	30	29	98%	30	29	98%
Datsantrade	2061848	165	143	87%	80	70	88%	80	70	88%
Dun-Erdene	2010933	186	638	344%	43	61	143%	43	61	143%
Jump-Alt	3738191	443	339	76%	82	78	94%	82	78	94%
G and U Gold	2675471	1,050	570	54%	438	100	23%	438	68	15%
Jotoinbajuuna	5089417	102	61	60%	38	22	57%	38	22	57%
Marco Polo	2069792	1,152	655	57%	289	307	106%	289	307	106%
Mon Dulaan Trade LLC	2554518	8,494	12,115	143%	329	505	154%	329	505	154%
Mongol Bolgar Geo	2550245	73	63	86%	116	150	129%	116	150	129%
Mongolrosvetmet LLC	2550466	1,150	1,835	160%	89	102	115%	89	102	115%
Monpolymet	2029278	2,207	2,682	122%	1,758	1,756	100%	1,758	1,756	100%
Noyon tohoi trade	2774666	28	10	36%	21	20	93%	21	20	93%
Noyongari	5233232	53	471	885%	22	111	508%	22	111	508%
Uguujbayan Khangai	5515882	355	270	76%	74	45	60%	74	-	0%
Urmun Uul	2617749	802	882	110%	59	45	77%	78	70	89%
Reo	5018056	-	-	0%	84	30	36%	61	30	49%
Sonortrade	2590565	-	-	0%	64	87	135%	64	87	135%
TGY	5472989	51	19	38%	65	26	40%	65	26	40%
Tod-Undarga	2872943	25	38	153%	38	68	179%	38	68	179%
Tomshijir	5363136	149	136	91%	38	38	100%	38	38	100%
Ten Hun	2839717	-	-	0%	85	46	54%	85	46	54%
Ulz gol	2344343	537	-	0%	38	-	0%	38	3	8%
Uulszaamar	2819996	8,705	11,183	128%	521	849	163%	521	849	163%
Uurt Gold	2766868	414	353	85%	69	60	88%	69	60	88%
Khoskhas	2100231	1,424	-	0%	101	-	0%	101	-	0%
KHOTU	2763788	269	555	206%	118	262	222%	118	262	222%
Khurai	2019086	18	17	96%	7	6	92%	7	6	92%
Khuder-Erdene	2041391	45	47	104%	70	78	111%	70	78	111%
Khuslemj	2872722	87	113	130%	9	97	1104%	9	97	1104%
Tsaglashgui Gold	2837196	21	182	885%	34	44	129%	34	44	129%
Tsevdeg	2587025	4	4	100%	6	6	100%	6	29	511%
Tsengeg-Orog	5320798	81	81	101%	60	53	88%	60	53	88%
Shijir-Aranjin	5319331	-	-	0%	39	20	53%	39	25	65%
Shijir-Gold	5282586	15	11	74%	8	8	103%	8	8	103%
Shijir talst	2770601	375	427	114%	47	69	146%	47	69	146%

Type of mineral, Company name	Registration №	Earth removal (in thous.m3)			Ore mining,thous.m3 (Basis mining thous.ton)			Ore processing,thous.m3 (Basis mining thous.ton)		
		Plan	Actual	%	Plan	Actual	%	Plan	Actual	%
SBF	5184851	1,558	1,642	105%	54	59	108%	54	59	108%
Gypsum		6	6,000	-	2	3	127%	-	2	0%
Arvinkhad	2683083	6	6,000	-	2	3	127%	-	2	0%
Gypsum, Zeolite		14	7	53%	77	14	18%	77	-	0%
Teeliin Shonkhor	2848376	14	7	53%	77	14	18%	77	-	0%
Tungsten		-	-	0%	11,815	294	2%	11,815	294	2%
Arvijih Mandal	4247949	-	-	0%	1	257	32298%	1	257	-
Monwolfram	2743744	-	-	0%	11,799	27	0%	11,799	27	0%
SS Mongolia	2587645	-	-	0%	15	10	67%	15	10	67%
Gravel		180	116	64%	842	691	82%	842	723	86%
And Survey	5244501	10	10	100%	200	200	100%	200	200	100%
Dayarkh	2068133	5	0	10%	129	17	13%	129	21	16%
Ikhergurvan Tsohio	5320569	3	2	84%	70	26	37%	70	24	34%
Mondulaan Trade	2554518	15	-	0%	155	12	8%	155	-	0%
Ochirtuv	2031256	-	-	0%	12	46	388%	12	46	388%
Tegshplant	5320259	2	33	1,570%	26	140	532%	26	182	692%
UBTZ Chuluun Zavod	2076675	145	70	48%	250	250	100%	250	250	100%
Fluorspar		946	44,432	4696%	20,917	20,759	99%	218	20,751	-
Anand Bayan Tal	5218624	-	-	0%	14	2	13%	14	2	12%
Dasain Uul	5039274	-	-	0%	13	-	0%	-	-	0%
Jun-Yuan	2812231	-	-	0%	14	-	0%	-	-	0%
Mongolczech Metal	5051134	422	94	22%	150	101	67%	150	101	67%
Monfinance	2652056	-	-	0%	7	-	0%	-	-	0%
Nordwind	5003539	-	-	0%	13	-	0%	13	14	107%
Unen-And	2885565	44	44,180	-	20,634	20,634	100%	21	20,634	-
Khanshashir	2618176	-	-	0%	11	0	5%	-	0	0%
Khunt-Uguuj	2166631	-	-	0%	-	-	0%	-	-	0%
Ekilishya	5411726	25	12	48%	11	3	30%	-	1	0%
MCTT	5015243	455	146	32%	50	18	36%	20	-	0%
Nickel, lead		204	13	6%	242	-	0%	242	-	0%
Nutgiin Mana	5196175	204	13	6%	242	-	0%	242	-	0%
Iron, iron ore		40,590	18,373	45%	21,871	12,097	55%	20,935	11,480	55%
Altain Khuder	5095549	11,339	3,952	35%	9,052	4,569	50%	8,854	4,830	55%
Bold Tumur Yuruu Gol	2855119	14,418	4,026	28%	5,991	3,567	60%	5,991	3,479	58%
Beren Mining	2886219	210	-	0%	500	17	3%	500	17	3%
Darkhan Metallurgical Plant	2051303	7,818	7,133	91%	2,259	2,181	97%	2,700	1,706	63%
Jinhua Ord	5002486	146	178	122%	305	257	84%	305	257	84%
Zasag Chandmani Mines	5382432	150	423	282%	1,044	457	44%	1,044	270	26%
Mongolrosvetmet LLC	2550466	2,500	867	35%	1,000	437	44%	600	178	30%
Focus Metal Mining	5567319	260	-	0%	136	-	0%	136	-	0%
Chinhash	5374367	567	193	34%	226	137	61%	226	148	65%
ML Tsahiurt Ovoo	5452503	40	708	1764%	272	-	0%	-	-	0%
Erdes Group	5145783	1,519	334	22%	510	24	5%	503	141	28%
Infinity Space	5467268	1,458	458	31%	500	327	65%	-	327	0%
Lut Chuluu	5396662	165	102	62%	75	126	168%	75	126	168%
Lead		165	82	50%	134	73	55%	134	73	55%
Hongchangli	5352959	165	82	50%	134	73	55%	134	73	55%
Copper, gold		59,864	40,976	68%	49,541	35,950	73%	33,939	27,872	82%
Oyu Tolgoi	2657457	59,864	40,976	68%	49,541	35,950	73%	33,939	27,872	82%
Zinc		3,936	1,391	35%	471	478	101%	439	404	92%
Tsairt Mineral	2548747	1,296	1,391	107%	455	478	105%	422	404	96%
Shan Lun	2784904	2,640	-	0%	17	-	0%	17	0	1%

Type of mineral, Company name	Registration №	Earth removal (in thous.m3)			Ore mining,thous.m3 (Basis mining thous.ton)			Ore processing,thous.m3 (Basis mining thous.ton)		
		Plan	Actual	%	Plan	Actual	%	Plan	Actual	%
Clay		25	16	65%	146	8,099	5545%	154	8,104	5257%
Mongol Ceramic	2091283	-	-	0%	30	23	77%	30	23	77%
NK	2703068	-	-	0%	9	15	175%	8	15	176%
Ov and Tulga	2775093	0	-	0%	5	2	36%	5	2	36%
Tegshkhan	2051273	-	-	0%	5	8,000	-	5	8,000	-
Ugalzhan Tsamhag	5171881	-	-	0%	-	-	0%	8	5	66%
Hongda International	2861976	2	2	100%	8	8	100%	8	7	98%
Erel	2027194	23	14	63%	90	51	57%	90	51	57%
Clay,gravel		20	11	56%	188	99	53%	188	99	53%
Tseetsee Impex	2804816	20	11	56%	188	99	53%	188	99	53%
Limestone		238	1,259	530%	1,279	1,374	107%	935	502	54%
Munkhbolor Erdene	5314593	6	1	22%	10	2	21%	10	2	21%
CBZ	2076624	40	-	0%	40	6	16%	-	-	0%
Tevkhen	2063158	3	3	100%	100	21	21%	74	15	21%
Cement Shokhoi	2641984	152	1,255	823%	1,072	1,300	121%	834	480	58%
Shin Construction	2744937	36	-	0%	17	5	27%	17	5	26%
Shohoi Tsagaan Bulag	2025833	1	1	101%	40	41	101%	-	-	0%
Sand		26	14	53%	219	229	105%	179	114	64%
IF Sons	2741288	-	-	0%	42	94	225%	42	62	147%
BUTI	2808676	3	2	56%	40	17	44%	-	17	0%
Mon-Els	2044838	-	5	0%	40	80	198%	40	-	0%
Sigmabetta	5123275	17	5	31%	48	24	49%	48	22	47%
Seruunselbe	2851768	5	1	16%	49	13	27%	49	13	26%
Sand,gravel		2,864	155	5%	63,006	422	1%	62,977	392	1%
Batshil	5609372	2,804	3	0%	62,693	63	0%	62,693	63	0%
Bogda Holding	2613239	3	15	600%	22	51	230%	22	51	230%
Borjgonii Tal	2778378	6	6	100%	60	47	79%	58	46	79%
Itgeltushig	5063329	7	7	100%	25	25	100%	37	-	0%
Sigma Engineering	2614294	17	5	29%	35	35	101%	-	35	0%
Eslet	2875993	9	13	157%	20	30	153%	19	29	150%
Esto	2861224	1	14	1,350%	45	46	102%	45	46	102%
Ekhdelger Murun	5268095	16	89	565%	86	105	121%	85	105	122%
Yalguusan	2112663	2	3	159%	20	20	100%	17	17	100%
Sand stone		29	7	23%	660	31	5%	660	48	7%
Ord Talst	5020719	29	7	23%	660	31	5%	660	48	7%
Grand Total		169,203	172,651	102%	207,657	116,774	56%	169,156	105,650	62%

Source: Mineral Resources Authority of Mongolia

Appendix 18.b: Implementation of mining activity plan - Coal

Implementation of mining activity plan by companies									
Company name	Earth removal ('000 cubic meters)			Coal production ('000 tons)			Coal sales ('000 tons)		
	Plan	Actual	%	Plan	Actual	%	Plan	Actual	%
Baganuur JSC	18,600	17,269	93%	5,532	3,617	65%	5,532	3,683	67%
Shivee Ovoo JSC	8,250	6,775	82%	2,000	1,939	97%	2,000	1,936	97%
Sharyn Gol JSC	5,560	7,730	139%	1,400	750	54%	1,325	620	47%
Aduunchuluun LLC	1,400	1,047	75%	490	523	107%	460	523	114%
Redhill Mongolia LLC	3,150	321	10%	900	123	14%	900	130	14%
MAK LLC (Eldev)	650	-	0%	100	-	0%	100	76	76%
MAK LLC Aduunchuluun	2,117	-	0%	85	-	0%	NP	NP	
MAK LLC Khuut	2,202	-	0%	596	-	0%	NP	NP	
Ilchit Metall LLC	553	543	98%	35	19	55%	40	22	55%
Talyngal LLC	8	49	618%	20	20	100%	12	20	166%
Baylag-Ord LLC	27	10	37%	27	44	166%	30	44	148%
Bayanteeg JSC	251	252	100%	71	105	148%	68	105	155%
Mogoin Gol JSC	500	289	58%	100	41	41%	60	46	76%
Tevshiin Govi LLC	25	-	0%	16	16	99%	16	16	99%
Khartarvagatai LLC	36	58	161%	60	81	135%	60	81	135%
Khotgor LLC	210	242	115%	120	81	68%	120	81	68%
Enguitai LLC	160	222	139%	50	37	74%	50	37	74%
Berkh-Uul LLC	115	120	104%	25	29	115%	25	29	115%
Erchim LLC	44	32	74%	25	41	163%	25	27	109%
Govi Coal and Energy LLC (Khotgor)	-	-	-	2	-	0%	2	-	0%
Govi Coal and Energy LLC (Zeegt)	30	-	0%	6	-	0%	6	-	0%
Erdenes Tavan Tolgoi (Zuun Tsanhi)	20,255	4,009	20%	4,500	898	20%	4,000	2,051	51%
Erdenes Tavan Tolgoi (Baruun Tsanhi)	18,000	10,254	57%	5,000	3,614	72%	4,400	3,689	84%
MAK LLC (Nariisukhait)	37,743	4,427	12%	5,200	4,042	78%	5,000	4,041	81%
Energy Resource LLC	82,390	26,264	32%	10,000	4,619	46%	9,113	5,301	58%
Hangad Exploration LLC	2,686	-	0%	-	-	-	249	248	100%
Southgobi Sands LLC	15,579	5,482	35%	2,500	1,559	62%	2,000	2,057	103%
Tavan Tolgoi JSC	10,350	1,537	15%	2,000	645	32%	2,090	636	30%
Chinhua-MAK-Nariin Sukhait LLC	6,000	707	12%	1,200	514	43%	1,100	648	59%
Munkhnoyon Suvarga LLC	37	-	0%	-	-	-	101	-	0%
Buman Olz LLC	1,500	-	0%	200	-	0%	100	-	0%
Mo En Ko LLC (Khushuut)	6,600	1,963	30%	1,000	216	22%	800	17	2%
Andyn Elch LLC	3,985	-	0%	300	8	3%	200	8	4%
Chingisiin Khar Alt LLC	660	394	60%	444	29	6%	300	25	8%
Petrocoal LLC	112	65	58%	107	22	21%	300	-	0%
C.O.A.L LLC	9,842	-	0%	900	30	3%	800	30	4%
Badmaaragkhash LLC	3,500	-	0%	600	-	0%	500	-	0%
Tsagaan-Uvuljuu LLC	5,533	1,741	31%	200	17	9%	250	22	9%
Usukh-Zoos LLC	9,173	3,799	41%	1,002	771	77%	754	751	100%

Source: Information provided by Mineral Resources Authority of Mongolia

Appendix 19: Transfers from the General Local Development Fund of Khentii aimag to its soums in 2014

Transfers from the Local Development Fund of Khentii aimag to Its soums in 2014

Soum	MNT
Batnorov	120,500,000
Batshireet	283,100,000
Bayan-Adraga	224,200,000
Bayanmunkh	197,300,000
Bayan-Ovoo	218,000,000
Bayankhutag	231,600,000
Binder	278,200,000
Bor-Undur	338,300,000
Berkh	183,800,000
Galshar	292,400,000
Dadal	316,800,000
Darkhan	233,300,000
Delgerkhaan	205,300,000
Jargaltkhaan	216,200,000
Murun	173,400,000
Norovlon	291,300,000
Ulziit	69,800,000
Umnudelger	285,800,000
KHBulaan	31,000,000
Khurkh	61,000,000
Kherlen	509,600,000
Tsenkhermandal	218,300,000
Total	4,979,200,000

Source: Information provided by aimags

Appendix 20: Composition of Boards of Directors

Company	Member names	Position	Board member position (director √, member √, independent member √, shareholder √ please check in line with the positions)		
			Chairman	Member	Independent member
Erdenes Tavan Tolgoi	G.Ganbold	Chairman of Cabinet Secretariat of GoM	√	√	
	Ts.Tsengel	MEGDT-State Secretary		√	
	B.Nyamaa	Director of the Financial Policy Department, MoF		√	
	B.Tungaa	Director of State Administration Office, MoM		√	
	P.Bilguun	Chairman of State Administration Office, Legal and Regulation Department of Ministry of Road and Transportation		√	
	T.Bllgee	Division Director of Erdenes Mongol LLC		√	
	B.Baterdene	NP			√
	D.Tumenjargal	NP			√
	Ch.Batsaikhan	NP			√
Oyu Tolgoi	G.Batsukh	Chairman of BOD	√		
	Andrew Woodley	President and CEO of Oyu Tolgoi		√	
	Jeffrey Tygesen	CEO of Turquoise Hill		√	
	Craig Kinnel	Chief Development Officer, Rio Tinto Copper and Coal, and a member of the Product Group Executive Committee		√	
	Rowena Albones	Chief Financial Officer of Rio Tinto's Copper group.		√	
	Steeve Thibeault	Chief Financial Officer of Turquoise Hill Resources		√	
	B.Byambasaikhan	CEO of Erdenes Mongol LLC		√	
	D.Ganbold	Chief Executive Officer of Erdenes Oyu Tolgoi		√	
	Ch.Otgochuluu	Chief Economist and Managing Director (CEO's Office) of Erdenes Mongol LLC.		√	
Erdenet Mining Corporation	D.Tsogtbaatar	Chairman of the State Property Committee			
	Kh.Gantsogt	State Secretary of the MoF of Mongolia			
	G.Tsogtsaikhan	State Secretary of the Ministry of Foreign Relations of Mongolia			
	R.Jigjid	Minister of MoM Mongolia			
	Kh.Zoljargal	State Secretary of the Ministry of Food and Agriculture of Mongolia			
	N.Buyandelger	Senior referent of the GoM			
	S.V.Chemezov	General Director of the State Corporation "Russian state corporation, Rostekh"			
	A.V.Aleshin	First Deputy General Director of the State Corporation "Russian Technologies"			
	N.A.Volobuev	Deputy General Director of the State Corporation "Russian Technologies"			
	V.V.Semenov	Director of the Department of Basic Industries and Trade of Russia			
	I.K.Azizov	Deputy Director of the Asian Department of the Russian Foreign Ministry			
	B.I.Khalanov	Advisor to the Director General of the State Corporation "Russian Technologies"			
Shivee Ovoo JSC	B.Ariunbold	First Deputy Director of Erdenes Mongol LLC	√		
	S.Tselmeg	Deputy Director of Erdenes Mongol LLC		√	
	D.Bold	Director, Erdenes Mongol LLC		√	
	B.Batkhuu	Director of Strategic Planning Division of MoM		√	
	J.Tumurpurev	Director, Erdenes Mongol LLC		√	
	J.Purevbaatar	Director of Investment Division of Fire Bird LLC		√	
	D.Batsukh	Pensioner			√
	D.Dondov	Lecturer at Mongolian University of Science and Technology			√
	Ts.Tsolmon	Advocate			√
	O.Chinhusel	Secretary of BOD			√

Company	Member names	Position	Board member position (director √, member √, independent member √, shareholder √ please check in line with the positions)		
			Chairman	Member	Independent member
Baganuur JSC	R. Jigjid	Secretary of MoM	√		
	L.Ganbold	Division director, Erdenes Mongol LLC		√	
	B.Batbayar	Division director, Erdenes Mongol LLC		√	
	S.Bekhbat	Director of Innovation, PPP division, Ministry of Economic Development		√	
	D.Damba	Senior specialist, MoM		√	
	Ts.Oyunbaatar	Specialist at Ministry of Economic Development		√	
	O.Bolor-Erdene	Shareholder			
	G.Batdorj	Shareholder			
	B.Purevtogtoh	Chairman of Mining Insititute			√
	T.Naran	Executive Director, Mongolian Coal Association			√
	U.Purevbaatar	General Director of Khukh Chono group			√
	B.Osorgarav	General Director of UB Audit LLC			√
Tavan Tolgoi JSC	B.Tuvshinbayar		√		
	A.Idertsog			√	
	L.Batchuluun			√	
	Ts.Munkhdelger			√	
	D.Dagvadorj			√	
	S.Munkhjargal			√	
	D.Ganbold			√	
	Tegshee			√	
Mogoin Gol JSC	T.Uuganbayar	Specialist at legal department of Local administrative aimag - Citizens' Representatives Khural (Council)		√	
	E.Azzaya	Specialist at aimag Governor's Office			√
	L.Batdelger			√	
	T.Enkhtuya	Specialist at aimag Governor's Office		√	
	B.Lkhagvaa	Chairman of NGO, Khuvsgul Development			√
	D.Lkhagvasuren	Director of finance, property relations department of aimag Citizens' Representatives Khural (Council)	√		
	L.Gangerel	CEO of NASM LLC			√
	J.Batbold	General Director of Sharyn Gol-Energo LLC		√	
	N.Suldchimeg	Director of Erdenet Suvarga LLC		√	
Mongol-rostsvetmet LLC	B.Yanjindolgor	Secretary of BOD			
	Ts.Nanzaddorj	Chairman of Mongolian counterparty	√		
	S.V.Chemezov	Chairman of Russian counterparty	√		
	Kh.Gantsogt	Member of BOD		√	
	B.Boldbaatar	Member of BOD		√	
	N.Buyandelger	Member of BOD		√	
	B.Shinebaatar	Member of BOD		√	
	A.Amgalan	Member of BOD		√	
	V.V. Artyakov	Member of BOD		√	
	N.A.Volobuev	Member of BOD		√	
	A.A.Mikheev	Member of BOD		√	
	V.I.Khalanov	Member of BOD		√	

Source: Information provided by SOEs

Appendix 21.a: Board of Directors

No.	Names of BoD	Position	Government (State, local, foreign or company)	Representing		Ownership percentage	Position within BoD		
				State owned entity (local)	State owned entity (foreign)		Director	Member	Independent
Agmmining									
1	Elcomtec LC					58.0%			
2	Yantai Patron Electronics LC					17.6%			
3	Patron LC					17.6%			
4	Altan Uul Resources LLC					6.5%			
Adil-Och LLC									
1	Tsegelinik V.D	Gen.Director				51.0%			
2	Adilbish					49.0%			
Aduunchuluun									
1	Shinetogtokh.B	Head of BOD				-	√		
2	Shatar.B	BOD member				-		√	
3	Bayasgalan.B	BOD member				-		√	
4	Myagmarsuren.Sh	BOD member				-		√	
5	Ider.Sh	BOD member				-		√	
6	Batsaikhan.B	BOD member				-		√	
7	Shinebayar.D	BOD member				-			√
8	Gerelt-Od.B	BOD member				-			√
9	Enkhtsetseg.N	BOD member				-			√
Areva Mongolia									
1	Gilber Stein	Diretor of Areva groups mining geology dept	CFMM company				√		
2	Benoit Lemonne	Director of Arve group mining startagy dept	CFMM company					√	
3	Thierry Plaisant	Executive Director of Areva Mongol LLC	CFMM company					√	
4	Yasuhiro Doida	Director of uranium investment dept of Mitsubishi corporation	Mitsubishi Corporation					√	
5	Hidenori Yoshino	Director of UB represantative of Mitsubishi corporation	Mitsubishi Corporation					√	
Aurum aurug									
1	James Passin						√		
2	Batkhuysag.B							√	
3	Erdenezul.O							√	
4	Batmunkh.B							√	
Baganuur									
1	R.Jigid	Secretary of Ministry of Mining							
2	L.Ganbold	Director of CTXI, Erdenes MGL LLC					√		

No.	Names of BoD	Position	Government (State, local, foreign or company)	Representing		Ownership percentage	Position within BoD		
				State owned entity (local)	State owned entity (foreign)		Director	Member	Independent
3	B.Batbayar	Director of ГҮҮГ, Erdenes MGL LLC						√	
4	S.Bekhbat	Head of Inovats, public, private, partnership dept, Ministry of Economics						√	
5	D.Damba	Senior specialist of ҮҮБТХ, Ministry of Mining						√	
6	Ts. Oyunbaatar	Specialist of Policy coordination dept of Ministry of Energy						√	
7	O.Bolord-Erdene							√	
8	G.Batdorj								
9	P.Purevtogtokh	Director of mining institute							
10	T.Naran	executive director of mongol nuurs assosiation							√
11	O.Purevbaatar	Director of Khokh chono group							√
12	B.Osorgarav	Director of UB audit corporation							√
BHM									
1	Don Da	BOD member				55.0%			
2	Majin	Head of BOD				55.0%			
3	Tion Kiong King	BOD member				45.0%			
4	Ting Huat Le	BOD member				45.0%			
5	Mi Shian Yu	BOD member				45.0%			
6	Libin	BOD member				55.0%			
7	VanJiu Shian	BOD member				55.0%			
Boroo gold									
1	Gordon Reid	Director of Manufacturing dept, Centara gold corporation						√	
2	John Kazakoff	President and Executive director						√	
3	D.Sandag	Director - Government Relations					√		
4	O.Otgontogtokh	Director of Finance and Accounting Dept						√	
Buti									
1	B.Ganbaatar	Director	LLC			50.0%	√		
2	Batjargal.G	Executive Director				50.0%		√	
Berkh Uul									
1	James Passin							√	
2	B.Batbaatar						√		
3	James Floris							√	
4	B.Mendsaikhan							√	
5	Jimmie Wild							√	
6	D.Dayanbilguun							√	

No.	Names of BoD	Position	Government (State, local, foreign or company)	Representing		Ownership percentage	Position within BoD		
				State owned entity (local)	State owned entity (foreign)		Director	Member	Independent
7	B.Batkhuug								√
8	D.Narangoo								√
9	B.Batmunkh								√
Beren Group									
1	B.Munkhtur	Director of Beren Group LLC				31.8%			
2	B.Munkhdalai	Director of "Altan-Urguu" LC				15.9%			
3	B.Ganbat	Director of "Nekheesgui edlel" LC				15.9%			
4	Ts.Batbayar	Executive director of "Beren group" LLC				5.3%			
5	G.Enkhbold	Manager of "Beren mortgage group" LLC				7.9%			
Wolf Petroleum LLC									
1	Matthew Wood	Head of BOD					√		
2	T.Bataa	Executive director						√	
3	Brain McMaster	BOD member						√	
4	Jason Peterson	BOD member						√	
Geosan LLC									
1	G.Ikhbayar	Director				100.0%	√		
Itt Gold									
1	B.Baigalmaa	Director				50.0%			
2	Ts.Tsogtsaikhan	Deputy Director				50.0%			
Empire Gas Mongolia									
1	Zhou Xiu Shan						√		
2	XU WEI HUA							√	
3	WANG HUI							√	
4	B.Otgonbaatar							√	
5	Ts.Sereglen	Director						√	
Cogegobi									
1	Gilbert Stein	Director of Areva groups mining geology dept					√		
2	Benoit Lemonne	Director of Arve group mining startagy dept						√	
3	Thierry Plaisant	Executive Director of Cogegobi						√	
4	Yasuhiro Doida	Director of uranium investment dept of Mitsubishi corporation						√	
5	Hidenori Yoshino	Director of UB representative of Mitsubishi corporation						√	
Mogoin gol									
1	T.Uuganbayar	Specialist for Province citizen representative's law dept	Local		Domestic	51.0%		√	

No.	Names of BoD	Position	Government (State, local, foreign or company)	Representing		Ownership percentage	Position within BoD		
				State owned entity (local)	State owned entity (foreign)		Director	Member	Independent
2	E.Azzaya	A3/TT XBX specialist	Local	Domestic					√
3	L.Batdelger		Local	Domestic		49.0%		√	
4	T.Enkhtuya	Specialist of Province 3/TT CXTX	Local	Domestic		51.0%		√	
5	B.Lkhagva	Head of "Khusvgul developmment" NGO Head of Province Citizen representative's budget, finance, manufacturing, property department	Local	Domestic					√
6	D.Lkhagvasuren		Local	Domestic		51.0%	√		
7	L.Gangerel	Executive director of "NASM" LLC	Local	Domestic					√
8	J.Batbold	Director of "Shariin gol-Energo" LLC	Local	Domestic		49.0%		√	
9	N.Suldechimeg	Director of "Erdenet suvarga" LLC	Local	Domestic		49.0%		√	
10	B.Yanjindolgor	BOD Secretary	Local	Domestic					
Monwolfram									
1	Jan Chi Bin	Director	Foreign						
2	Li Jianmin	Executive Director	Foreign						
Mongol Mining and Exploration LLC									
1	Otgonlkhagva	Founder				100.0%			
Mongolrostsvetmet									
1	Ts.Nanzaddorj	Mongolian Head					√		
2	Chemezov.C.V	Russian Head					√		
3	Kh.Gantsogt	Member						√	
4	B.Boldbaatar	Member						√	
5	N.Buyandelger	Member						√	
6	B.Shinebaatar	Member						√	
7	A.Amgalan	Member						√	
8	V.V.Artyakov	Member						√	
9	N.A.Volvobuyev	Member						√	
10	A.A..Mikheev	Member						√	
11	V.I.Khalanov	Member						√	
Oyu Tolgoi									
1	Galsangyn Batsukh	Chairman of the BOD President of "Oyu Tolgoi" and executive director	√				√	√	
2	Andrew Woodley	Executive director of "Turquoise Hill Resources"	√					√	
3	Jeffery Tygesen	Member of BOD, Director of copper, coal development, "Rio Tinto"	√					√	
4	Craig Kinnel	CFO of copper, coal development, "Rio Tinto"	√					√	
5	Rowena Albones		√					√	
6	Steeve Thibeault	CFO of Turquoise Hill Resources	√					√	

No.	Names of BoD	Position	Government (State, local, foreign or company)	Representing			Ownership percentage	Position within BoD		
				State owned entity (local)	State owned entity (foreign)			Director	Member	Independent
7	Bayanjargalyn Byambasaikhan	Executive director og "Erdenes Mongol" LLC	√						√	
8	Davaadorjyn Ganbold	Executive director of "Erdenes Oyu Tolgoi" LLC	√						√	
9	Chuluuntserengyn Otgochuluu	General economist, Head of executive director duty, 'Erdenes Mongol'	√						√	
Oyut Ulaan LLC										
1	George Lloyd							√		
2	Andrew Steward								√	
Usukh Zoos										
1	Ch.Chinbat	Director						√		
2	P.Bayartsog								√	
3	S.Batkhuleg								√	
Reo LLC										
1	S.Erkhembayar	Director					100.0%			
Tavan tolgoi										
1	Tuvshinbayar.B	head of BOD					51.0%			
2	Idertsog.A	member of BOD	Local				0.0%			
3	Batchuluun.L	member of BOD					0.0%			
4	Munkhdelger.Ts	member of BOD					0.0%			
5	Dagvadorj.D	member of BOD					49.0%			
6	Munkhjargal.S	member of BOD	Private				0.0%			
7	Ganbold.D	member of BOD					0.0%			
8	Tegshee	member of BOD					0.0%			
Terra Energy LLC										
1	Michael Avery	Director	Terra Energy Pty Ltd Australia				0.0%	√		
2	Craig Ransley	Director	Terra Energy Pty Ltd Australia				0.0%	√		
3	Craig Wallece	Director	Terra Energy Pty Ltd Australia				0.0%	√		
4	David Stone	Director	Tellus Commodities Pte Ltd Singapore				0.0%	√		
5	Pauline Ang	Candidate for director	Tellus Marketing Pte Ltd Singapore				0.0%	√		
Teso LLC										
1	Naranbat.O	director of Tuv Aaziin zam LLC/ Central Asian Road LLC/					0.0%			
2	Tsogtgerel.O	member of BOD/ head of democratic party in Uvs aimag/					0.0%			
3	Damjin.O	head of BOD					0.0%			
4	Sukhbaatar.M	director of Teso Properties LLC					0.0%			
5	Sainjargal.O	colsultant ingeneer					0.0%			

No.	Names of BoD	Position	Government (State, local, foreign or company)	Representing		Ownership percentage	Position within BoD		
				State owned entity (local)	State owned entity (foreign)		Director	Member	Independent
Uurt gold LLC						0.0%			
1	Bayasgalan.J					51.0%			
2	Mukarovskii.I					49.0%			
Khos Khas						0.0%			
1	Enkhtuya.D	Director				100.0%			
Khotgor LLC						0.0%			
1	Marat.A	head of BOD	local			100.0%	√		
Hunhua						0.0%			
1	Baatar.N	Sole owner				100.0%			
Khurgatai Khairkhan						0.0%			
1	Mr David McSweeney	Non-Executive Chairman				0.0%			
2	Mr David Paull	Managing Director				0.0%			
3	Mr Neil Lithgow	Non-Executive Director				0.0%			
4	Mr Demchigsuren Turbat	Non-Executive Director				0.0%			
5	Ms Hannah Badenach	Non-Executive Director				0.0%			
6	Mr Phil Rundell	Company Secretary				0.0%			
Tsagaan Uvuljuu						0.0%			
1	Michael Avery	Director	Terra Energy Pty Ltd Australia			0.0%	√		
2	Craig Ransley	Director	Terra Energy Pty Ltd Australia			0.0%	√		
3	Craig Wallece	Director	Terra Energy Pty Ltd Australia			0.0%	√		
4	David Stone	Director	Tellus Commodities Pte Ltd Singapore			0.0%	√		
5	Pauline Ang	Candidate for director	Tellus Marketing Pte Ltd Singapore			0.0%	√		
Tsairt Mineral LLC						0.0%			
1	Ganbat.D	Metal impex	Private			0.0%	√		
2	Byambajav.L	Metal impex	Private			0.0%		√	
3	Batkhuu.S	Tsairtmineral	Private			0.0%		√	
4	Wang Khuncheni	NFC	China			0.0%		√	
5	Jan Shili	NFC	China			0.0%		√	
6	Tsetsenbaatar	Tsairtmineral	China			0.0%		√	
Chin Khash						0.0%			
1	Duan Nin Zu	director	foreign			100.0%		√	
Chinkhua MAK Nariin Sukhait						0.0%			
1	Khuo Chinkhua	head of BOD				0.0%	-		
2	Jou Shiyu Shani	member of BOD				0.0%		-	
3	Shivu Weii Khua	member of BOD				0.0%		-	

No.	Names of BoD	Position	Government (State, local, foreign or company)	Representing		Ownership percentage	Position within BoD		
				State owned entity (local)	State owned entity (foreign)		Director	Member	Independent
4	Yuan Jung Sha	member of BOD				0.0%	-		
5	Tselmuun.N	member of BOD		-		0.0%	-		
6	Enkhtuya	member of BOD		-		0.0%	-		
7	Tsogt.G	member of BOD		-		0.0%	-		
8	Ganbileg.A	member of BOD		-		0.0%	-		
9	Sainjargal.D	member of BOD		-		0.0%	-		
Shan Lun						0.0%			
1	Lun Shin Jang	director				0.0%			
Sharyn gol						0.0%			
1	Batmunkh.B	head of BOD, Sharyn Gol LC	Local			0.0%	√		
2	Batbaatar.B	executive director of Sharyn gol	Local			0.0%		√	
3	James Passin	fund organizer at Firebird management LLC	Local			0.0%		√	
4	Batbold.J	executive director of Sharyn gol Energo	Local			0.0%		√	
5	Dayanbilguun.D	executive director of BDsec LC	Local			0.0%		√	
6	Nick Cousin	operational director of Bdsec	Local			0.0%			
7	BailliiKhuu.D	consultant	Local			0.0%			√
8	Joseph Naemi	manager at Ninox Energy LLC	Local			0.0%			√
9	Kenneth Farrel	director at BT Boomnyresources	Local			0.0%			√
Shivee Ovoo						0.0%			
1	Ariunbold.B	first deputy director of Erdenes Mongol		state		90.0%	√		
2	Tselmeg.S	deputy director of Erdenes Mongol		state		90.0%		√	
3	Bold.D	the team of first deputy director of Erdenes Mongol, director		state		90.0%		√	
4	Batkhuu.B	head of strategic policy and planning department, Mining authority		state		90.0%		√	
5	Tumurpurev.J	the team of first deputy director of Erdenes Mongol, director		state		90.0%		√	
6	Purevbaatar.J	head of investment department, Fire bird LLC			shareholder	10.0%		√	
7	Batsukh.D	long-liver				0.0%			√
8	Dondov.D	teacher at Mongolian Science and Technology university				0.0%			√
9	Tsolmon.Ts	advocator				0.0%			√
10	Chinkhusel.O	secretary of BOD				0.0%			
Shtainkole						0.0%			
1	Chinbat.B	director				100.0%			
APEXPRO LLC						0.0%			
1	Zhang Yincheng	head of BOD			Apexpro investment limited	100.0%	-	-	-

No.	Names of BoD	Position	Government (State, local, foreign or company)	Representing		Ownership percentage	Position within BoD			
				State owned entity (local)	State owned entity (foreign)		Director	Member	Independent	
Erdenes Tavan Tolgoi						0.0%				
1	Ganbold.G	head of cabinet secretariat of government of mongolia	√			0.0%	√			
2	Tsengel.Ts	Environment, head of Fiscal policy and planning department, MoF	√			0.0%		√		
3	Nyamaa.B	head of state managent department, ministry of mining	√			0.0%		√		
4	Tungaa.B	head of state management and legal department, ministry of road and transfer	√			0.0%		√		
5	Bilguun.P	head of department, Erdenes Mongol LLC	√			0.0%		√		
6	Bilgee.T					0.0%				
7	Bat-Erdene.B					0.0%				√
8	Tumenjargal.D					0.0%				√
9	Batsaikhan.Ch					0.0%				√
EMC						0.0%				
1	Tsogtbaatar.D			Acting Chairman of the State Property Committee of Mongolia		0.0%				
2	Gantsogt.Kh			State Secretary of the Ministry of Finance of Mongolia		0.0%				
3	Tsogtsaikhan.G			State Secretary of the Ministry of Foreign Affairs of Mongolia		0.0%				
4	Jigjid.R			State Secretary of the Ministry of Mines Mongolia		0.0%				
5	Zoljargal.Kh			State Secretary of the Ministry of Food and Agriculture Mongolia		0.0%				
6	Buyandelger.N			Senior lecturer of the Government of Mongolia		0.0%				
7	Chemezov.S.V				Director General of the State Corporation "Russian Technologies"	0.0%				
8	Alyeshin.A.V				First Deputy General Director of the State Corporation "Russian Technologies"	0.0%				
9	Volobuev.N.A				Deputy General Director of the State Corporation "Russian Technologies"	0.0%				
10	Semenov.V.V				Director of the Department of Basic Industries Industry and Trade Russia	0.0%				
11	Aziziv.I.K				Deputy Director of the First Asian Department of the Russian Foreign Ministry	0.0%				

No.	Names of BoD	Position	Government (State, local, foreign or company)	Representing		Ownership percentage	Position within BoD		
				State owned entity (local)	State owned entity (foreign)		Director	Member	Independent
12	Khalanov.V.I				Advisor to the Director General of the State Corporation "Russian Technologies"	0.0%			
	Erchim					0.0%			
1	Manyen.A	director				0.0%	√		
2	Murat.D	director				78.6%		√	
3	Beibat.A	deputy director				0.0%		√	
4	Kharashash.U	inspector				0.0%		√	
5	Janbolat.Ye	-				0.0%			
6	Tileyeberdi.M	ingeneer				14.1%		√	
7	Battumur.Ts	ingeneer				0.0%			
8	Zamanbek.A	ingeneer				0.0%		√	
9	Mubarak.T	-				0.0%			
	Alag tevsh					0.0%			
1	Tsogt.T	Director	Guildford Coal Pty Ltd /Mongolia/ Australia			0.0%	√		
2	Michael Avery	Director	Guildford Coal Pty Ltd /Mongolia/ Australia			0.0%	√		
3	Craig Wallece	Director	Tellus Marketing Pte Ltd Singapore			0.0%	√		
4	David Stone	Director	Tellus Marketing Pte Ltd Singapore			0.0%	√		
5	Pauline Ang	Candidate for director	Tellus Marketing Pte Ltd Singapore			0.0%	√		
	Sod Gazar					0.0%			
1	Saruulbayar.B	Director				25.0%		√	
2	Khishigjanchiv.M	deputy director				25.0%		√	
3	Duurenbayar.B	general geologist				25.0%		√	
4	Amartuvshin.N	geologist				25.0%		√	
	Tseetsee Impex					0.0%			
1	Chinbat.E	general director				100.0%			
	Shanjin Ord					0.0%			
1	Juoni Yuan LLC					30.0%			
2	Shandun Khuanjing group					70.0%			
	MKMN mining					0.0%			
1	representative of G Energy Korea company, Ee Jung Khu	director	South Korea		private	38.0%		√	
2	Kwak Min Jon representative of INNMO LLC,	director of MKMN LLC	South Korea		private	37.4%	√		
3	Kwak Bun So	director	South Korea		private	24.6%		√	
	Freegood Erin LLC					0.0%			

No.	Names of BoD	Position	Government (State, local, foreign or company)	Representing		Ownership percentage	Position within BoD		
				State owned entity (local)	State owned entity (foreign)		Director	Member	Independent
1	U Sog Min	general director	South Korea			95.0%	√		
2	Bayartogtokh.M	executive director	Mongolian			0.0%	√		
3	Tamir.B	director for technique and equipment	Mongolian			0.0%		√	
4	Munkhbaatar.B	director of investment	Mongolian			0.0%		√	
5	Soyol-Erdene.U	director of proposal	Mongolian			0.0%		√	
Kherlen Impex						0.0%			
1	Khan Dun Khuni	director	√			0.0%	√		
Centerra Gold Mongolia						0.0%			
1	Gordon Reid	chief operating officer of Centerra gold				0.0%		√	
2	Kohn Kazakoff	Boroo gold, president and executive director				0.0%		√	
3	Sandag.D	Boroo gold, director of communicating the government				0.0%	√		
4	Otgontogtokh.O	boroo gold, director of financial department				0.0%		√	
CC Mongolia						0.0%			
1	Ganbat.S	director				0.0%	√		

Source: Information provided by EI entities

Appendix 21.b: Dividends

Dividend information				
MNT m	Profit	2014 dividends to be paid in 2015	2014 dividends paid in 2014	Dividend paid government entity
Aduunchuluun				
Prior year net profit		534	236	Mongolian Securities Clearing House and Central Depository
Current year net profit		664	268	Mongolian Securities Clearing House and Central Depository
Mogoin Gol				
Prior year net profit	44,196			
Current year net profit	96,887	8,296	4,148	
Mongol Mining and Exploration				
Prior year net profit	500			
Current year net profit				
Mongolroostvetmet				
Prior year net profit	-20,648			
Current year net profit	-9,099			
Platinum Land				
Prior year net profit	22	22		
Current year net profit				
Tavan tolgoi				
Prior year net profit	3,685	3,107	20,574	Umnugobi State Fund
Current year net profit				
Khos Khas				
Prior year net profit		-903	0	
Current year net profit		-1,101	0	
Tsairt Mineral				
Prior year net profit			42,702	
Current year net profit				
Chinhua MAK Nariin Sukhait				
Prior year net profit		5,353		
Current year net profit				
Shijir talst				
Prior year net profit		1,470	300	
Current year net profit				
EMC				
Prior year net profit	125,039	-	-	

Dividend information				
MNT m	Profit	2014 dividends to be paid in 2015	2014 dividends paid in 2014	Dividend paid government entity
Current year net profit	167,514	-	15,000	Human Development Fund
Universal Copper				
Prior year net profit		-1,012		
Current year net profit		-2,923		
South gobi sands				
Prior year net profit		-303,945		
Current year net profit		-116,430		
BCMM				
Prior year net profit		Operated with net loss		
Current year net profit		Operated with net loss		
Boldtumur Yuruu Gol				
Prior year net profit	NP	NP	NP	NP
Current year net profit	NP	NP	NP	NP

Source: Information provided by EI entities

Appendix 22: Contract information with local authorities

Following table only includes contracts signed with local government in the scope of Article 42.1 of the Minerals Law. All other contracts including water usage, use of widespread minerals, use or ownership of land contracts are included in the database accompanying to this report.

Contract information with local authorities								
№	Company Name	Signed state and local authorities' name	Contract		Contract purpose, content	Contracting parties		If the contract was evaluated at the end of the period
			Start date	End date		From local governments	From the company	
1	Bayan Airag Exploration LLC	Zavkhan province, Erdenekhairkhan soum, local authority	23/03/2014	termination of mining	Generating employment opportunities, infrastructure development, environment protection	Zavkhan province Erdenekhairkhan soum's Governor Chuluunbaatar.O	CEO of Bayan Airag Exploration LLC William Thomas Colvin	Not evaluated as at 31.12.2014
2	Bayan Airag Exploration LLC	Zavkhan province, Durvuljin soum, Tsogt bag	23/08/2013	termination of mining	Generating employment opportunities, infrastructure development, environment protection	Zavkhan province, Durvuljin soum, Tsogt bag's Governor Tserenbat.V Head of Citizens' public khural Purevnyam.S	Bayan Airag Exploration LLC, Managing director Yu.Enkhtuvshin, CEO-William Thomas Colvin	Not evaluated as at 31.12.2014
3	Bayan Airag Exploration LLC	Zavkhan province's Citizens' Representative khural, Governor, Tax office	28/10/2013	termination of a contract	To prepay fee payables to the local budget on condition that setting off later	Zavkhan province, Citizens' Representative khural's chairman Otgonbaatar.B, Governor Jamiyantiv.J, Tax office's Chairman Khurelbaatar.J	Bayan Airag Exploration LLC, Managing director Yu.Enkhtuvshin, CEO-William Thomas Colvin	Not evaluated as at 31.12.2014
4	Bayan Airag Exploration LLC	Occupational Health Research Center	14.06.10	16.05.10	Employee's health check	Occupational Health Research Center's director Urtnasan.L	CEO of Bayan Airag Exploration LLC William Thomas Colvin	Not evaluated as at 31.12.2014
5	Bayan Airag Exploration LLC	Zavkhan province's General hospital	14.01.08	31/12/2014	Employee's health check	Zavkhan province, General hospital's chief physician Urjinkhand.M	CEO of Bayan Airag Exploration LLC William Thomas Colvin	Not evaluated as at 31.12.2014
6	Boroo Gold LLC	Selenge province Governor's office	14/09/2014	14/10/2014	To build a fence for protected vegetables project performance	Selenge province Factory, Agriculture Department's chairman Davaakhuu.Kh	Human resource director of Boroo Gold LLC Rick Blake, Director of Tovbarjula LLC Enkhbat.T	Yes
7	GPF LLC	Dundgovi province, Gurvansaikhan soum, Governor's office	2014.11.25	2015	Economic development contribution, generating employment opportunities and poverty reduction	Dundgovi province, Gurvansaikhan soum's Governor Tumurtogtokh.D	Vice-principal Unurtsetseg.Ts	No
8	GPF LLC	Dundgovi province Governor's office	2014.12.05	until permission to start mining	Generating employment opportunities, infrastructure development, environment protection	Dundgovi province's Governor Od-Erdene.S	Director Gansukh.T	No
9	GPF LLC	Dundgovi province's Research institute of	2015.07.23		To perform environmental analysis program	Dundgovi province, Research institute of Meteorology,	Mine director	No

Contract information with local authorities								
№	Company Name	Signed state and local authorities' name	Contract		Contract purpose, content	Contracting parties		If the contract was evaluated at the end of the period
			Start date	End date		From local governments	From the company	
10	GPF LLC	Meteorology, Hydrology and Environment "BZUBTsTS" SOE, Dundgovi province's tsakhilgaan tugeekh suljee	2014.02.17	2014.12.31	Purchase and sale of electric power	Hydrology and Environment's chairman Majaasuren.Ya "BZUBTsTS" SOE, Dundgovi province, electrical distribution network's chairman Myagmarsuren.G	Director Gansukh.T	No
11	GPF LLC	"BZUBTsTS" SOE, Dundgovi province's tsakhilgaan tugeekh suljee	2014.02.14	2015.02.14	Use and repair substation, power transmission line's maintenance and inspection	"BZUBTsTS" SOE, Dundgovi province, electrical distribution network's chairman Myagmarsuren.G	Director Gansukh.T	No
12	Zon Khen Yu Tian LLC	The Government of Mongolia			Production sharing by activities related to crude oil	PAM	Zon Khen Yu Tian LLC	No
13	Itgelt Khuleg LLC	Tuv province, Zaamar soum, Governor's office	14.01.07	31/12/2014	Social Responsibility	Citizens' Representative khural's chairman, Governor	Director	No
14	Lut Chuluu LLC	Khentii province, Darkhan soum, Governor's office	14.01.01	31/12/2014	Cooperation with local organizations			Yes
15	Lut Chuluu LLC	Khentii province, Bor-Undur soum, Governor's office	14.01.01	31/12/2014	Cooperation with local organizations			Yes
16	Noyongari LLC	Tuv province, Bayan soum, Governor's office	14.01.01	30/12/2014	Social Responsibility	Deputy governor Badamkhatan.Ch	Mine director Bekh-Ochir.Ch	
17	Usukh Zoos LLC and Tanil Sanaa LLC	Umnugovi province, Gurvantes soum's Governor	14.03.11		Consulting agreement that is 26 km A3 Advanced design for mining	Umnugovi province Gurvantes soum's Governor /Gangamaa.G/	Managing director of Usukh Zoos LLC /Chinbat.Ch/ and Tanil Sanaa LLC's director /Tsendmaa.Z/	189,900,000 MNT
18	Platinum Land LLC	Tuv province, Zaamar soum	31/03/2014	31/12/2014	Social Responsibility			Yes
19	Bayankhongor LLC	Bayankhongor province Electric power distribution network	14.10.03		To grant technical terms	Batbayar.M		
20	Bayankhongor LLC	Bayankhongor province, Governor's office	20/08/2014	14.01.12	Mines operation agreement	Gantulga.B	Enkhbileg.V	
21	Redhill Mongolia LLC	0101 Border troops squad	16/01/2014		Purchase and sale of coal /amendments/	0101 Border troops squad's governor	CEO	

Contract information with local authorities								
№	Company Name	Signed state and local authorities' name	Contract		Contract purpose, content	Contracting parties		If the contract was evaluated at the end of the period
			Start date	End date		From local governments	From the company	
22	Redhill Mongolia LLC	Selenge province, Tushig soum , Governor's office	15/01/2014		Purchase and sale of coal /amendments/	Selenge province Tushig soum's Governor	CEO	
23	Redhill Mongolia LLC	Selenge province, Shaamar soum Vocational training center	13/02/2014		Purchase and sale of coal	Selenge province Shaamar soum Vocational training center's deputy director	CEO	
24	Redhill Mongolia LLC	Selenge province, Tushig soum , Governor's office	15/01/2014	15/01/2015	Cooperation	Selenge province Tushig soum's Deputy governor Oyun.E	CEO	
25	Redhill Mongolia LLC	Selenge province, Sukhbaatar soum, 8th bag's Governor	14.01.05	31/12/2015	Cooperation	Selenge province, Sukhbaatar soum, 8th bag's Governor	CEO, Shipping manager, Legal advisor	
26	Redhill Mongolia LLC	Selenge province, Tushig soum , Governor's office	2014,5		Cooperation	Selenge province, Tushig soum's Governor, Deputy chairman	CEO, Mine general manager, Legal advisor	
27	Redhill Mongolia LLC	Selenge province Energeo Locally owned business enterprises	19/09/2014	15.01.04	Purchase and sale of coal	CEO	CEO, Legal advisor, Chief accountant	
28	Redhill Mongolia LLC	0101 Border troops squad	14.01.10	28/02/2015	Purchase and sale of coal	Facility's director	CEO, Legal advisor, Chief accountant	
29	Redhill Mongolia LLC	Selenge province, Tushig soum , Governor's office	14.01.10	30/04/2015	Purchase and sale of coal	Governor	CEO, Legal advisor, Chief accountant	
30	Redhill Mongolia LLC	Altanbulag port authorities	14/10/2014	30/04/2015	Purchase and sale of coal	Altanbulag port authority	CEO, Legal advisor, Chief accountant	
31	Redhill Mongolia LLC	Selenge province, Shaamar soum, Vocational training center	21/10/2014	30/04/2015	Purchase and sale of coal	Selenge province, Shaamar soum's Vocational training center's director	CEO, Legal advisor, Chief accountant	
32	Redhill Mongolia LLC	Selenge province аймгийн Zuunbure soum , Governor's office	14.12.11	28/02/2015	Purchase and sale of coal	Selenge province, Zuunburen soum's Deputy governor	CEO, Legal advisor, Chief accountant	
33	Redhill Mongolia LLC	0243 Border troops squad	26/11/2014	31/12/2015	Purchase and sale of coal	Chief Technical Officer	CEO, Legal advisor, Chief accountant	

Contract information with local authorities								
№	Company Name	Signed state and local authorities' name	Contract		Contract purpose, content	Contracting parties		If the contract was evaluated at the end of the period
			Start date	End date		From local governments	From the company	
34	Redhill Mongolia LLC	Selenge province, Shaamar soum, Governor's office	14.10.12	28/02/2015	Purchase and sale of coal	Selenge province Shaamar soum's Governor	CEO, Legal advisor, Chief accountant	80%
35	Ten Hun LLC	Tuv province Soyombo insurance	2014.08.07	2015.08.06	Risk protection	Oyuntungalag	Ulziijargal.A	
36	Ten Hun LLC	Tuv province, Jargalant soum	2014.03.01	2015.03.01	To help soum	Ulziisaikhan.D	Sun Khui Jun	
37	Ulz Gol LLC	Tuv province, Zaamar soum, Governor's office	14.01.05	31/12/2014	To fix school roof, to prepare kindergarten's chifforobe and 3 children's school fees			
38	Khos-Khas LLC	Babureg khangai soum's Governor's office	2014-3	2014-12	Cooperation			No
39	Tsagaan Uvuljuu LLC	Umnugovi province Regional diagnostic and treatment center	15.06.04	15.06.05	Employee's health check	Deputy Director in charge of the treatment Oyuunduu.T	Director Oyumaa Ochirbat	
40	Chinkhash LLC	Baganuur zuun umnud busiin tsakhilgaan tugeekh suljee	24/03/2015	2015.6.31	Electric power use agreement	BZUBTsTS's chairman and engineers	Director, Mine manager	
41	APEXPRO Investment Limited	The Government of Mongolia	17/12/2010	-	Production sharing by activities related to crude oil	PAM	APEXPRO LLC	
42	AHG Metals Group LLC	Khentii province, Tsenkhermandal soum	13/08/2014	13/08/2024	To establish tourism and sport fishing complex	Operation area designed must be released	Generating employment opportunities, infrastructure development	No
43	Erdenet Uildver LLC	Orkhon province	2013	2017	Generating employment opportunities, infrastructure development, environment protection	Public services, urban development and legal field	Production in technology parks, transportation, communication, social, economic and educational issues	
44	Erchim JSC	Uvs province, Bukhmurun soum Bayankhongor	14.01.01	25/12/2014	Cooperation	Governor	Director	Yes
45	Andiin Temuulel LLC	province's Governor, Governor's office's Development policy division	20/07/2015	15.01.11	Mining operation under law of Mongolia			Contract implementation was delivered to Governor's office
46	Khualyan LLC	Nalaikh tsakhilgaan tugeekh suljee Customer service center	28/10/2014		To supply electric power	Specialist Otgonsuren.D	Oyungerel.Sh	Yes

Contract information with local authorities								
№	Company Name	Signed state and local authorities' name	Contract		Contract purpose, content	Contracting parties		If the contract was evaluated at the end of the period
			Start date	End date		From local governments	From the company	
47	Khuder-Erdene LLC	Dornod province, Sergelen soum's Governor's office	14.09.04	15.09.04	Social Responsibility	Sergelen soum's Governor's office	Khuder-Erdene LLC	Evaluated every year
48	Chingisiin Khar Alt LLC	Academy of Sciences, Paleontology Center	2014.06.10	2014.06.30	Paleontological field exploration			
49	Chingisiin Khar Alt LLC	"Cement Shokhoi" JSC	2014.10.27	2015.05.01	Purchase and sale of coal			
50	Chingisiin Khar Alt LLC	"Erdenet uildver" LLC	2014.12.05	2015.01.10	Purchase and sale of coal			
51	Erdes Murun LLC	Murun soum , Governor's office	every year		For need of local landscaping	Facility's director		
52	Khanshashir LLC	Khentii province, Bayanovoo soum	2014.03.10	2016.03.10	Generating employment opportunities, infrastructure development, environment protection	Governor Batchuluun.Ts	Director's assistant Narantsetseg.Ts	No
53	Kherlen Impex LLC	Dornogovi province Department of Labour	17/03/2014	17/03/2015	Professional and assistant staff iring contract	Specialist Myagmarbayar.S	Manager Otgonzul.A	
54	Kherlen Impex LLC	Dornogovi province, Airag soum Land office	27/03/2014	27/03/2015	Land use agreement designated for water pipe, power lines construcion	Officials in charge of land issues Zolboo.T	Manager Otgonzul.A	
55	Everlast LLC	Ulaanbaatar tsakhilgaan tugeekh suljee SOE	05.06.07	05.08.07	To supply electric power	Ulaanbaatar tsakhilgaan tugeekh suljee SOE's manager Batsuren.S, engineer Munkhzul.M	Everlast LLC CEO Gantulga.Kh	

Appendix 23: Deposits by companies to Environment Protection Account

Deposits by companies to Environment Protection Account in 2014				
No	Companies	Reg. No.	MNT '000	Total %
1	Ach Mandal LLC	NP	150	0,00%
2	Ad Mongol LLC	NP	57 606	2,50%
3	Aduunchuluun JSC	2011239	5 035	0,20%
4	Altain Khuder LLC	5095549	31 080	1,40%
5	Altan Dornod Mining Service LLC	NP	19 200	0,80%
6	Anand Bayan Tal LLC	5218624	5 982	0,30%
7	And Survey LLC	5244501	1 150	0,10%
8	Andyn Temuulel LLC	5205581	12 325	0,50%
9	Ankhai-International LLC	2863847	12 450	0,50%
10	Arvin Khad LLC	NP	1 065	0,00%
11	Baritsaa Khurungu LLC	NP	800	0,00%
12	Bayalag Ord LLC	2007126	8 850	0,40%
13	Bayan Erdes LLC	NP	250	0,00%
14	Boldtumur Yuruu Gol LLC	2855119	31 400	1,40%
15	Boroo Gold LLC	2094533	300 827	13,20%
16	BCMM LLC	5315425	9 925	0,40%
17	Bulgan Gangat LLC	NP	18 335	0,80%
18	Cement Shokhoi JSC	2641984	3 570	0,20%
19	Chingisiin Khar Alt LLC	5031869	3 000	0,10%
20	Chinhash LLC	5374367	3 012	0,10%
21	Choir Khaikhan LLC	NP	3 500	0,20%
22	C.O.A.L LLC	5261198	37 500	1,70%
23	CRMI LLC	NP	5 000	0,20%
24	Da Sain Uul LLC	NP	2 900	0,10%
25	Dadizi Yuan LLC	NP	2 000	0,10%
26	Darkhan Metallurgical Plant SOE	2051303	50 000	2,20%
27	Dayarkh LLC	NP	4 500	0,20%
28	Dong Sheng Petroleum Mongolia LLC	2766337	43 567	1,90%
29	Dulaan Khuus LLC	NP	1 463	0,10%
30	Dun-Erdene LLC	2010933	3 555	0,20%
31	Dun Li LLC	NP	6 500	0,30%
32	Dunfanlunma LLC	NP	3 000	0,10%
33	Ekklesia LLC	NP	13 900	0,60%
34	Erchim JSC	2003821	6 065	0,30%
35	Erdene Link LLC	NP	500	0,00%
36	Erdenes Tavan Tolgoi JSC	5435528	327 033	14,40%
37	Erel LLC	2027194	11 250	0,50%
38	Focus Metal Mining LLC	5567319	10 400	0,50%
39	Ganga Ving LLC	NP	3 520	0,20%
40	Gazar Khevlii LLC	NP	3 400	0,10%
41	GBNB LLC	2615797	6 551	0,30%
42	Genie Oil Shale Mongolia LLC	NP	5 016	0,20%
43	Gobi Coal And Energy LLC	2862468	6 932	0,30%
44	Golden Taiga LLC	NP	5 610	0,20%
45	Gravimag LLC	NP	720	0,00%
46	Gurvan Tukhum LLC	2086166	1 515	0,10%
47	Hongchangli LLC	5352959	9 000	0,40%
48	Ikh Gobi Energy LLC	NP	2 250	0,10%
49	Ilchit Metal LLC	NP	1 400	0,10%
50	Empire Gas Mongolia LLC	5861462	9 385	0,40%
51	Infinity Space LLC	5467268	7 740	0,30%

Deposits by companies to Environment Protection Account in 2014

No	Companies	Reg. No.	MNT '000	Total %
52	Itgel Tushig LLC	NP	500	0,00%
53	J And U Gold LLC	2675471	21 650	1,00%
54	JAJB LLC	NP	1 050	0,00%
55	Jump-Alt LLC	3738191	7 000	0,30%
56	Jinhua Ord LLC	5002486	15 000	0,70%
57	Jinlian LLC	NP	58 000	2,60%
58	JPF LLC	NP	17 500	0,80%
59	Khanagold and JM LLC	NP	100	0,00%
60	Khanshashir LLC	2618176	5 576	0,20%
61	Kherlen Impex LLC	2009765	6 630	0,30%
62	Khos Khas LLC	2100231	11 820	0,50%
63	Khotgor LLC	2661128	3 940	0,20%
64	Khotu LLC	2763788	6 750	0,30%
65	Khukh Jonsh LLC	NP	3 875	0,20%
66	Khunt Uguuj LLC	NP	1 175	0,10%
67	Khurai LLC	NP	3 456	0,20%
68	Magnai Trade LLC	2082489	8 500	0,40%
69	Mongolyn Alt Mak LLC	2095025	26 578	1,20%
70	Marco Polo LLC	2069792	61 412	2,70%
71	MCTT LLC	5015243	12 672	0,60%
72	Mersu LLC	NP	973	0,00%
73	Minjiin Khangain Tugul LLC	NP	500	0,00%
74	ML Tsakhiurt Ovoo LLC	5452503	10 000	0,40%
75	Mongol Uranium Resource LLC	NP	630	0,00%
76	Mongolrostsvetmet LLC	2550466	23 230	1,00%
77	Monpolymet LLC	2029278	30 000	1,30%
78	Monwolfram LLC	2743744	2 999	0,10%
79	MUC Resources LLC	NP	3 895	0,20%
80	Nalgar Tushig LLC	NP	2 025	0,10%
81	Nutgiin Mana LLC	NP	7 591	0,30%
82	Onolt Munkh LLC	NP	2 500	0,10%
83	Oyu Tolgoi LLC	2657457	109 700	4,80%
84	Petro Coal LLC	NP	1 075	0,00%
85	Petro Matad LLC	NP	3 386	0,10%
86	Petrochina Daqing Tamsag LLC	2075385	200 000	8,80%
87	Platinum Land LLC	5076285	19 520	0,90%
88	Sacred Star LLC	NP	5 400	0,20%
89	Samvondriin Vok LLC	NP	2 575	0,10%
90	SBF LLC	5184851	5 000	0,20%
91	Shangri-La Ulaanbaatar Hotel LLC	NP	1 861	0,10%
92	Shijir Talst LLC	2770601	29 844	1,30%
93	Shtainkole LLC	5752728	1 000	0,00%
94	Shunkhlai Energy LLC	5102685	15 000	0,70%
95	Sonor Trade LLC	2590565	13 150	0,60%
96	South Gobi Sands LLC	5084555	375	0,00%
97	Special Mining Service LLC	NP	3 975	0,20%
98	Special Mines LLC	5295858	23 850	1,00%
99	Suruga Mongol LLC	NP	27 772	1,20%
100	Sutai Tsend LLC	NP	16 000	0,70%
101	Taatsmurun LLC	NP	9 700	0,40%
102	TCSLG Imperial Dream LLC	NP	2 206	0,10%
103	Tedsan LLC	NP	2 650	0,10%
104	Tethys Mining LLC	2807459	200	0,00%
105	Tegshplant LLC	5320259	678	0,00%
106	Ten Xun LLC	2839717	20 250	0,90%
107	Terra Energy LLC	5430682	28 000	1,20%

Deposits by companies to Environment Protection Account in 2014

No	Companies	Reg. No.	MNT '000	Total %
108	TJY LLC	NP	8 300	0,40%
109	Tod-Undarga LLC	2872943	19 400	0,90%
110	Tom Shijir LLC	NP	16 342	0,70%
111	Tsagaan Uvuljuu LLC	5352827	14 000	0,60%
112	Tsaglashgui Gold LLC	2837196	2 500	0,10%
113	Tsairt Mineral LLC	2548747	15 000	0,70%
114	Tsengeg Orog LLC	5320798	4 070	0,20%
115	Tserenbadam LLC	NP	3 000	0,10%
116	Tseetsee-Impex LLC	2804816	6 900	0,30%
117	Tsetsuukh Trade LLC	NP	1 750	0,10%
118	Uguuj Bayan Khangai LLC	5515882	15 004	0,70%
119	Ulz Gol LLC	2344343	28 425	1,30%
120	Urmun Uul LLC	2617749	2 000	0,10%
121	Usukh Zoos LLC	5199077	74 728	3,30%
122	Uulszaamar LLC	2819996	30 325	1,30%
123	Zaraya Holdings LLC	NP	1 960	0,10%
124	Zasag Chandmani Mines LLC	5382432	6 600	0,30%
Total			2 272 679	100,00%

Source: Ministry of Environment, Green Development and Tourism

Appendix 24.a: Rehabilitated area and expenses by companies excluding coal companies

Rehabilitated area and expense by companies excluding coal companies										
Company	Technical rehab.		Biological rehab.		Soil rehab.		Total rehab. area		Total rehab. expense	
	Plan.	Act.	Plan.	Act.	Plan.	Act.	Plan.	Act.	Plan.	Act.
	ha	ha	ha	ha	ha	ha	ha	ha	MNT m	MNT m
Avdarbayan LLC	9	-	-	-	9	-	9	-	51	-
IF Soons LLC	-	1	-	0	-	0	-	1	-	9
Shijir Gold LLC	-	1	-	-	-	1	-	1	-	2
Altan Suljee Systems LLC	-	-	-	-	-	-	-	1	-	1
Altan Dornod Mongol LLC	51	101	46	56	46	56	51	100	226	2,834
Anand Bayan Tal LLC	-	0	-	-	-	-	-	0	-	3
Andyn Temuulel LLC	4	4	2	0	-	4	4	4	39	36
Arvin Khad LLC	-	3	-	-	0	0	0	3	-	5
Arvijikh Gar LLC	-	-	-	-	-	-	1	-	9	-
Arvijikh Mandal LLC	-	-	-	-	-	-	0	-	-	-
Ariun- Urnukh LLC	4	3	-	2	-	-	4	3	8	2
Bayajmal Alt LLC	-	3	-	3	-	0	-	3	-	10
Bayan Airag Exploration LLC	9	-	1	-	17	-	20	-	40	-
Bayanmodot-Uul LLC	-	-	-	-	-	-	2	-	7	-
Bayan Tegsh Impex LLC	0	-	-	-	-	-	0	-	2	-
Bogda Holding LLC	-	-	-	-	-	-	1	-	6	-
Boldtumur Yuruu Gol LLC	-	2	20	20	0	-	0	22	25	26
Boldtsen LLC	-	-	-	-	-	-	10	-	-	-
Borjigonii Tal LLC	1	2	-	1	1	2	1	2	4	4
Boroo Gold LLC	-	-	30	-	-	-	30	-	1,009	-
Bulgan Gangat LLC	-	6	-	-	-	9	-	15	-	14
BUTI LLC	-	1	-	-	-	-	-	1	-	1
Berkhiin Nuramt LLC	-	-	-	-	-	-	3	-	-	-
Gazar-Khevlil LLC	6	-	6	-	6	-	6	-	143	-
Gantig-Uul LLC	-	-	-	-	-	-	0	-	-	-
GBNB LLC	3	4	1	1	6	-	3	7	25	180
Geocanon LLC, Puraam LLC	2	-	9	-	9	-	3	-	4	-
Hermes Gakhiur LLC	-	-	-	-	0	-	-	-	-	-
Golden Hammer LLC	3	-	-	-	6	-	85	-	21	-
Gurvan Tukhum LLC	10	15	3	8	7	2	14	15	35	48
Double Munkh LLC	1	1	-	-	1	-	1	1	-	5
Dalanbulag Trade LLC	-	1	-	0	-	0	-	1	-	5
Darkhan Metallurgical Plant SOE	-	-	2	-	2	-	2	-	150	-
Datsan Trade LLC	5	8	5	6	5	2	5	8	67	32
Dayarkh LLC	-	-	-	-	-	-	0	0	-	-
Dorniin Khuder LLC	-	-	-	-	2	-	2	-	-	-
Dunar-Od LLC	-	-	-	-	0	-	0	-	2	-
Dun-Erdene LLC	1	12	10	12	2	7	7	12	4	56
Jump LLC	8	11	5	3	1	4	12	11	30	40
G and U gold LLC	5	4	-	-	-	-	9	4	6	22
Jinhua Ord LLC	-	-	-	-	-	-	0	-	-	-

Rehabilitated area and expense by companies excluding coal companies										
Company	Technical rehab.		Biological rehab.		Soil rehab.		Total rehab. area		Total rehab. expense	
	Plan.	Act.	Plan.	Act.	Plan.	Act.	Plan.	Act.	Plan.	Act.
	ha	ha	ha	ha	ha	ha	ha	ha	MNT m	MNT m
Jotoin Bayajuuna LLC	3	2	2	2	3	2	3	2	62	33
Jon Yuan LLC	0	0	0	-	0	-	0	0	-	2
JTT LLC	3	0	-	-	2	-	5	0	-	6
Zasag Chandmani Mines LLC	-	-	-	-	-	-	-	3	-	18
Zunpirue LLC	-	-	-	-	-	-	5	-	25	-
Zevt Duulga LLC	-	-	-	-	-	-	-	1	-	1
Ider Khairkhan LLC	1	0	-	1	-	0	1	0	3	6
Eastern Road LLC	3	-	-	-	-	-	3	-	-	-
Infinity Space LLC	-	-	-	10	-	1	-	-	-	21
Irmuun Bosgo LLC	2	6	-	-	-	-	3	6	35	12
Ikher Gurvan Tsokhio LLC	-	-	-	-	-	-	0	-	-	-
Kunlun LLC	-	0	-	-	-	-	-	0	-	3
Lut Chuluu LLC	-	-	-	-	-	-	-	-	23	-
Mandakh Bulag LLC	-	-	-	-	-	-	-	-	22	-
Marco Polo LLC	35	-	13	-	13	-	35	-	1,378	-
Mercy LLC	-	-	-	-	-	-	-	1	-	2
Minjit Bulgan LLC	1	-	-	-	-	-	1	-	17	-
Munjit Bulgan Gol LLC	0	-	-	-	-	-	0	-	5	-
Monwolfram LLC	-	0	-	-	-	-	0	0	-	-
Mongol Czech Metal LLC, Sharyn Gol Trading LLC, Guravt LLC, Shand-Undraga LLC, Bagatayan LLC	1	-	-	-	-	-	1	-	5	-
Mongol Bolgar Geo LLC	10	15	5	-	5	-	15	15	31	45
Mongolian Iron Group LLC	14	-	-	-	14	-	14	-	82	-
Mongolrosvetmet LLC	65	32	44	36	42	38	99	40	605	358
Mongolyn Alt Mak LLC	-	-	1	-	-	-	-	-	5	-
Mondulaan Trade LLC	30	25	-	-	30	61	37	25	41	-
Monjap International LLC	-	6	-	8	8	-	8	6	23	13
Monpolymet LLC	16	21	25	28	25	10	28	21	328	277
Monfinance LLC	-	0	-	-	-	-	-	0	-	1
Morin Davaa Daiga LLC	-	-	-	-	0	-	1	-	19	-
Munkh Goviin-Erdene LLC	5	-	-	-	2	-	5	-	23	-
Munkhbolor-Erdene LLC	-	-	-	-	-	-	1	0	-	-
Namo Bridge LLC	-	-	0	-	-	-	0	-	20	-
Nariin Gol Gold LLC	-	-	-	-	-	-	3	-	-	-
NK LLC	-	-	-	-	-	-	-	0	-	-
Noyongari LLC	3	-	-	-	7	-	3	-	7	-
Noyon Tokhoi Trade LLC	-	5	-	3	-	2	-	7	-	10
Northwind LLC	-	0	-	-	-	-	1	0	21	12
Nutgiin Mana LLC	15	-	15	-	-	-	15	0	82	8
Olava LLC	2	-	2	-	2	-	2	-	-	-
Onolt Munkh LLC	-	-	-	-	0	-	1	-	15	-
Orloivan LLC	0	-	-	-	-	-	0	-	-	-

Rehabilitated area and expense by companies excluding coal companies										
Company	Technical rehab.		Biological rehab.		Soil rehab.		Total rehab. area		Total rehab. expense	
	Plan.	Act.	Plan.	Act.	Plan.	Act.	Plan.	Act.	Plan.	Act.
	ha	ha	ha	ha	ha	ha	ha	ha	MNT m	MNT m
Ochir Tuv LLC	-	-	-	-	-	-	1	-	3	3
Ochot Uul LLC	2	-	-	-	-	-	2	-	10	-
Oyu Tolgoi LLC	-	11	-	-	-	-	-	-	-	871
Uvur Kharzat LLC	1	-	-	-	-	-	1	-	2	-
Urmun-Uul LLC	4	7	3	4	3	-	7	7	5	5
Reo LLC	-	-	1	-	-	-	1	-	7	-
CMB LLC	-	-	-	-	-	-	-	-	10	-
CMKI LLC	-	-	-	-	-	-	0	-	-	-
Sigma Beta LLC	1	1	-	-	-	-	1	1	11	1
Sigma Engineering LLC	1	1	-	1	1	1	1	1	-	7
Scorpion Service LLC	-	0	-	-	-	0	-	0	-	-
Sonor Trade LLC	-	1	-	-	-	1	-	1	-	2
Sonsgolon Barmat LLC	-	-	-	0	-	-	-	-	-	-
SS Mongolia LLC	-	2	1	1	1	-	2	2	-	8
Seruun Selbe LLC	1	0	-	-	-	-	1	2	7	3
Talst Burkhan LLC	1	-	-	-	-	-	1	-	18	-
TGY LLC	-	2	-	-	-	-	-	2	-	3
Tinakha LLC	1	1	-	-	1	-	1	1	3	2
Tod-Undarga LLC	2	5	-	1	1	-	2	5	-	23
Tom Shijir LLC	4	7	-	-	3	3	4	10	38	22
Top Toosgo LLC	1	-	-	-	-	-	1	-	3	-
Tovshin LLC	0	-	-	-	0	-	0	-	3	-
Tevkhen LLC	-	-	-	-	-	-	-	0	-	2
Tegshkhan LLC	-	-	0	-	-	0	0	0	-	1
Tengeriin Khurd LLC	-	-	-	-	-	-	0	-	-	-
Tenuun Baigal LLC	0	-	0	-	-	-	0	-	3	-
Teeliin shonkhor LLC	-	0	-	-	0	0	1	0	6	3
UBTZ-iin Chuluun Zavod LLC	2	1	0	1	-	-	2	1	-	31
Ugalzan Tsamkhag LLC	-	1	-	-	-	-	-	1	-	3
Uurt Gold LLC	2	1	2	1	2	-	2	1	10	19
Focus Metal Mining LLC	-	-	-	-	-	-	2	-	-	-
Khamtiin Ekh Bulag LLC	3	1	-	-	-	-	3	1	5	5
Khanshijir LLC	-	0	-	-	-	-	-	0	-	2
Khong Da International LLC	-	0	-	-	-	0	-	0	-	18
Hongchangli LLC	-	1	-	-	-	-	1	1	17	14
Khos Khas LLC	9	15	6	6	9	-	9	15	16	25
Khotu LLC	-	-	1	-	1	-	4	-	39	-
Khukh Jonsh LLC	0	-	-	-	-	-	0	-	6	-
Khukh Tur LLC	-	-	-	-	0	-	-	-	-	-
Hun Hua LLC	0	-	-	-	-	-	0	-	2	-
Khunt-Uguuj LLC	-	2	-	-	-	-	-	2	-	27
Khurai LLC	1	-	1	0	1	-	1	1	13	8
Khuder Erdene LLC	6	7	-	10	-	10	12	7	25	30
Khuslemj LLC	3	0	-	-	5	-	3	0	5	16
Kherlen Energeo LLC	-	-	-	-	-	-	1	-	-	-

Rehabilitated area and expense by companies excluding coal companies										
Company	Technical rehab.		Biological rehab.		Soil rehab.		Total rehab. area		Total rehab. expense	
	Plan.	Act.	Plan.	Act.	Plan.	Act.	Plan.	Act.	Plan.	Act.
	ha	ha	ha	ha	ha	ha	ha	ha	MNT m	MNT m
Kherlen Impex LLC	-	-	-	-	-	-	2	-	-	-
Tsagaan Elgen LLC	-	-	-	-	-	-	0	-	-	-
Tsairt Mineral LLC	2	2	-	3	-	-	2	2	4	36
Tsakhir Tsagaan Gol LLC	-	-	-	-	-	-	-	-	82	-
Cement Shokhoi JSC	-	-	-	-	-	-	0	-	3	-
Tserenbadam LLC	-	-	-	-	-	-	4	-	-	-
Tseetsee- Impex LLC	-	2	-	-	-	-	-	2	-	3
Child San LLC	3	-	10	-	2	-	2	-	49	-
Chilagu LLC	0	-	-	-	-	-	0	-	5	-
Chinhash LLC	-	2	-	1	-	1	-	2	-	3
Chuluut International LLC	2	-	-	-	2	-	2	-	44	-
Shan Lun LLC	-	-	-	-	-	-	-	1	-	20
Shar Mongol LLC	-	1	-	-	-	-	-	1	-	3
Shijir Talst LLC	3	4	2	5	2	4	3	7	94	189
Shijir-Aranjin LLC	-	12	-	-	-	-	-	12	-	36
Shim Construction LLC	-	-	-	-	-	-	0	-	-	-
Shin Shin LLC	-	-	0	-	-	-	0	-	-	-
Shinesansar LLC	10	-	10	-	10	-	10	-	268	-
Shokhoi Tsagaan LLC	-	-	-	-	-	-	-	1	-	7
EBNE LLC	0	-	0	-	-	-	0	-	3	-
AHG Metals Group LLC	-	-	-	-	-	-	3	-	-	-
Ekklesia LLC	1	1	-	-	-	-	1	1	29	47
MCTT LLC	-	-	-	-	-	-	-	3	-	12
Engui Tal LLC	-	1	-	-	-	-	1	1	-	6
Erdmin LLC	-	-	-	0	-	-	-	5	-	8
Erdene Gypsum LLC	-	0	-	-	-	-	-	0	-	1
Erdenet Mining Corp. LLC	4	4	-	4	-	4	4	4	510	50
Erdenetkhun LLC	-	-	-	-	-	-	2	-	-	-
Erdes Holding LLC	-	-	5	-	-	-	5	-	-	-
Erel LLC	1	-	1	-	1	-	2	0	12	2
SBF LLC	5	5	-	7	-	7	5	5	9	82
SG Mining Erdes LLC	6	-	2	-	2	-	6	-	28	-
Esto LLC	-	1	-	1	-	1	-	1	-	8
Ekh Dleger Murun LLC	-	3	-	3	-	-	-	3	-	17
Yalguusan LLC	1	1	-	-	1	1	1	1	5	2
Total	410	399	295	250	322	235	694	452	6,198	5,843

Source: Mineral Resources Authority of Mongolia

Appendix 24.b: Rehabilitated area and expenses by coal companies

Rehabilitated area and expense by coal companies										
Company	Technical rehab.		Biological rehab.		Soil rehab.		Total rehab. area		Total rehabilitation expense	
	Planned ha	Actual ha	Planned ha	Actual ha	Planned ha	Actual ha	Planned ha	Actual ha	Planned MNT m	Actual MNT m
Aduunchuluun JSC	7	5	4	3	5	3	16	12	27	27
Baganuur JSC	10	20	10	10	-	-	20	30	2,600	2,385
Bayalag Ord LLC	0	0	-	-	-	-	0	0	-	-
Bayanteeg JSC	1	1	1	1	1	1	-	-	-	5
Berkh Uul JSC	-	-	-	-	-	0	-	0	-	4
Gobi Coal And Energy LLC	-	20	-	-	-	1	-	1	-	-
Dunli LLC	-	-	1	-	-	-	4	1	19	7
Ilchit Metal LLC	3	3	-	-	-	-	3	3	0	0
Minyu Shi Shi LLC	2	1	-	-	0	-	-	-	-	-
MoEnCo LLC	-	-	2	1	2	2	7	5	-	21
Mon-Ajnai LLC	0	0	-	-	0	0	0	0	-	1
Mongolyn Alt Mak LLC	5	5	-	-	2	-	7	5	13	13
Munkh Noyon Suvarga LLC	-	-	-	-	-	0	-	-	81	114
Usukh Zoos LLC	14	-	-	-	-	-	-	-	58	45
Petro Coal LLC	-	-	2	2	-	-	2	2	8	4
Redhill Mongolia LLC	-	-	-	-	1	-	-	-	-	-
South Gobi Sands LLC	2	2	2	2	2	2	6	7	210	147
Tevshiin Gobi LLC	-	2	-	-	-	0	2	2	83	92
Khartarvagatai LLC	1	1	-	-	-	-	1	1	4	4
Khotgor LLC	2	1	-	-	-	-	1	1	10	8
Tsagaan Uvuljuu LLC	-	-	2	2	2	2	2	2	79	89
Tsegeen Uuden LLC	-	1	-	-	0	0	-	-	7	1
Chingisiin Khar Alt LLC	-	-	-	-	0	1	0	1	-	5
Chinhua MAK Nariinsukhait LLC	-	-	1	1	0	0	3	5	21	27
Sharyn Gol JSC	-	46	-	-	-	-	-	46	-	-
Shivee Ovoo JSC	16	-	2	2	2	2	20	4	3,172	2,154
Energy Resources LLC	-	-	3	3	1,230	56	126	60	75	83
Erdenes Tavan Tolgoi JSC	-	-	1	-	1	0	-	1	120	47
Erchim JSC	-	-	-	-	-	-	0	0	7	7
Total	63	109	30	27	1,249	72	221	190	6,594	5,289

Source: Mineral Resources Authority of Mongolia

Appendix 25: Rehabilitated information provided by companies

Rehabilitation information provided by companies															
Company	Reg. no	P/A	Mining activity area		Area to be rehabilitated		Internal filling		Technical rehabilitation		Soil rehabilitaiaon		Biological rehabilitation		Expenditure MNT m
			ha	m3	ha	m3	ha	m3	ha	m3	ha	m3	ha	m3	
Aduunchuluun	2011239	P	12		11				7						
		A	12		9				5		9,576		3		27
Andyn Temuulel	5205581	P			4		4		4		4		2		39
		A			4		4		4		4		2		64
Baganuur	2008572	P			10		1,600		10		25		10		51
		A			10		1,427		20		25		10		-
Berkh Uul	2643928	P	1	140,000	1	103,570					0		1		28
		A	1	140,000							0	3,570	0		7
BHM	2657449	P	20			9					8		3		39,736
		A	32			1					19		12		140,192
Boroo Gold	2094533	P			30				30				30		841
		A			30				30				30		856
Centerra Gold Mongolia	2108291	P			30				30				30		841
		A			30				30				30		856
Chingisiin Khar Alt	5031869	P	25		1										6
		A			1	26,484									17
CMKI	5288703	P	0	12,322											8
		A	0	2,588											-
Datsan Trade	2061848	P	4		5		4	173,401	2	71,260	2	3,750	5		67
		A	4		9		5	145,350	2	50,140	2	5,320	6		65
Dun-Erdene	2010933	P			24		5	136	7	179	2	1	10		22
		A			33		5	376	11		7	14	10		56
Ejbaley	5315603	P							23,477				23,477		5
		A							23,477				23,477		5
Empire Gas Mongolia	5861462	P			2				2		3,000				15
		A			2				2		3,000				15

Rehabilitation information provided by companies															
Company	Reg. no	P/A	Mining activity area		Area to be rehabilitated		Internal filling		Technical rehabilitation		Soil rehabilitaiaon		Biological rehabilitation		Expenditure MNT m
			ha	m3	ha	m3	ha	m3	ha	m3	ha	m3	ha	m3	
Energy Resources	2887746	P	258								123	368,916	3		75
		A	85								56	168,771	3		80
Erdenes Tavan Tolgoi	5435528	P	474		2						2		1		70
		A	255	592,707	2						2		1		47
Gobi Coal and Energy	2862468	P													1
		A													22
Cogegobi	2078449	P			8				8						107,161
		A			8				8						107,161
NK	2703068	P			0	7,560			0	7,560					-
		A			0	10,540			0	10,540					-
Ilt Gold	5073189	P	18	2,865,400	5	1,040,000	5	1,000,000	5	30	5	10	6	-	26
		A	12	2,573,300	26	2,573,300	26	1,932,000	26	1,932,000	-	-	-	-	24
Infinity Space	5467268	P	16	1,593									10		-
		A	6	404,000							1	14,993	10		-
GPF	5421624	P	5	427					2	365	7	21			35
		A													18
Jump- Alt	3738191	P	5	525			8	105	8	105	4	5,400	3		27
		A	4	416,300			11	115	11	115	4	4,600	3		-
Khanshashir	2618176	P	5		1										-
		A													-
Khos Khas	2100231	P					9	933	36	994	9	26	6		-
		A					8	1,280	38	1,390	10	35	6		28
Khotgor	2661128	P	2		2		2		2						-
		A	1		1		1		1						-
Hualyan	2718375	P	2	12,640	2	8,500	1	2,830	2	8,500					0
		A	0	5,620	1	3,680	0	1,700	1	3,680					0
Khuder Erdene	2041391	P	5	70	12	68	0	1					6	12	25
		A	5	70	12	68	0	1					6	12	25

Rehabilitation information provided by companies															
Company	Reg. no	P/A	Mining activity area		Area to be rehabilitated		Internal filling		Technical rehabilitation		Soil rehabilitaiaon		Biological rehabilitation		Expenditure MNT m
			ha	m3	ha	m3	ha	m3	ha	m3	ha	m3	ha	m3	
Kunlun	2745534	P						4,000	0		0				3
		A						4,000	0		0				3
Lut Chuluu	5396662	P	2	143,000	1				1	5,000					25
		A	1	101,844	1				1	30,000					6
MCTT	5015243	P								4,033			2		7
		A								4,050			2		7
MoEnCo	5141583	P			2							4,500	2		-
		A			1							6,000	1		21
Mogoin Gol	2034859	P	85		10		3		2		2		3		5
		A	5		6				3		1		2		7
Monwolfram	2743744	P		16,570					0						0
		A		21,658					0						1
Northwind	5003539	P	0		0				1						-
		A													-
Noyongari	5233232	P	3	75	3	70	3	70			7	201			7
		A	4	287	5	96	5	96	2	112	-	-	-	-	-
Oyu Tolgoi	2657457	P							542				83		500
		A							630				113		469
Chihua Mak Nariinsuhait	2697947	P									0		1		47
		A									0		1		109
Reo	5018056	P	1	7,000									1	10,000	10
		A	0	3,300					1					10,000	-
Sharyn Gol	2050374	P			6			7,720,000	6	90	3	29			-
		A			9			7,720,000			6	64			6
Shar Narst	2618621	P	1	345,255			2	125,579,862			3	339,334,968			348
		A	3	405,831,592			4	226,835,938			5	27,478			352
Shijir Talst	2770601	P	16		3		3		3		2		2		54
		A			5		3		1		5		5		189

Rehabilitation information provided by companies															
Company	Reg. no	P/A	Mining activity area		Area to be rehabilitated		Internal filling		Technical rehabilitation		Soil rehabilitaiaon		Biological rehabilitation		Expenditure MNT m
			ha	m3	ha	m3	ha	m3	ha	m3	ha	m3	ha	m3	
Shivee-Ovoo	2004879	P	137	38,522,400					6	2,900,000		50,000			29
		A													-
South Gobi Sands	5084555	P	120	15,578,879	2	233,129			2	233,129			2	233,129	30,000
		A	48	6,285,000	2	279,755			2	279,755			2	279,755	67,112
SS Mongolia	2587645	P	0	5,000							1	1,000	1		-
		A													-
Tegshtplant	5320259	P	1	65					1	4					-
		A	1						1	26					-
Ten Xun	2839717	P	54	108,000	4	8,750			1	2,400					3
		A	54	108,000	4	8,750			1	2,400					3
Teso	2293463	P													-
		A					228								370
Tsagaan Uvuljuu	5352827	P	3								2	8,432	2		-
		A	3								2	8,432	-		-
Tsairt Mineral	2548747	P			2				2				2		11
		A			2				2				2		13
Uguuj Bayan Khangai	5515882	P			8	352,486							8		0
		A							6				8		0
Usukh Zoos	5199077	P													-
		A							6						-
Uurt Gold	2766868	P	4	414			2	413			1	3			-
		A	4	353			1	348			1	3			249

Source: Information provided by companies

Note: P- Planned; A- Actual

Appendix 26: Companies with rehabilitation permits

Companies with rehabilitation permits in 2014			
No	Company Name	Registration Number	Location
1	Adulyargeo LLC	NP	Ulaanbaatar, Bayangol district
2	Agtyn Gol LLC	5544769	Ulaanbaatar, Bayanzurkh district
3	Alpha Orgil LLC	5185165	Ulaanbaatar, Bayangol district
4	Amid Gazar LLC	5047854	Ulaanbaatar, Bayangol district
5	Andyn Temuulel LLC	5205581	Ulaanbaatar, Songinokhairkhan district
6	ANK LLC	NP	Ulaanbaatar, Songinokhairkhan district
7	Ashid Anand LLC	5596033	Ulaanbaatar, Bayangol district
8	Aum Alt LLC	3555763	Uvurkhangai, Uyanga soum
9	Avena LLC	NP	Ulaanbaatar, Bayanzurkh district
10	Avralyn Erel LLC	NP	Ulaanbaatar, Sukhbaatar district
11	Baigali Eel LLC	5804841	Ulaanbaatar, Songinokhairkhan district
12	Bajso LLC	2826534	Ulaanbaatar, Bayanzurkh district
13	Bayajmal Alt LLC	2861429	Ulaanbaatar, Songinokhairkhan district
14	Bayan Devsh Trade LLC	NP	Ulaanbaatar, Bayanzurkh district
15	Bayantermen Buural NGO	NP	Ulaanbaatar, Khan- Uul district
16	Bayar Impex LLC	NP	Ulaanbaatar, Sukhbaatar district
17	BCC Capital LLC	NP	Ulaanbaatar, Bayangol district
18	Bidnii Tushee LLC	NP	Ulaanbaatar, Bayangol district
19	Bosoo Zagal LLC	2719142	Ulaanbaatar, Songinokhairkhan district
20	Bugant Nandin LLC	NP	Selenge, Eruu soum
21	Buren Bayalag LLC	NP	Ulaanbaatar, Chingeltei district
22	Buyan Arvijih Tal LLC	NP	Ulaanbaatar, Bayanzurkh district
23	Chilbomuyeg LLC	5372364	Ulaanbaatar, Sukhbaatar district
24	Choibalsangiin Okhin LLC	5520037	Ulaanbaatar, Bayangol district
25	DJAT LLC	4246225	Darkhan, Darkhan soum
26	Double Natur LLC	NP	Ulaanbaatar, Bayanzurkh district
27	Eco Expert LLC	5813093	Ulaanbaatar, Sukhbaatar district
28	Eco Garden Management LLC	NP	Ulaanbaatar, Sukhbaatar district
29	Eco Tenkhleg LLC	NP	Selenge, Sukhbaatar soum
30	Eco Ur Service LLC	NP	Ulaanbaatar, Bayanzurkh district
31	Ecofresh LLC	NP	Ulaanbaatar, Bayangol district
32	Ecoline LLC	NP	Ulaanbaatar, Khan- Uul district
33	Ecomineral LLC	5455308	Ulaanbaatar, Bayangol district
34	EHSM LLC	5565421	Ulaanbaatar, Chingeltei district
35	Environmental Protection Organisations' Association LLC	NP	Ulaanbaatar, Sukhbaatar district
36	Erkhesyn Damjlaga LLC	3537117	Selenge, Altanbulag soum
37	Eshshe LLC	5805775	Ulaanbaatar, Bayanzurkh district
38	FNPMGL LLC	NP	Ulaanbaatar, Khan- Uul district
39	Galtant Buyan LLC	3557529	Uvurkhangai, Arvaikheer soum
40	Gankhuleg Khurd LLC	2817993	Ulaanbaatar, Sukhbaatar district
41	Geosystems LLC	NP	Ulaanbaatar, Chingeltei district
42	Geotsenoz LLC	NP	Ulaanbaatar, Bayanzurkh district
43	GH Trade LLC	NP	Ulaanbaatar, Bayanzurkh district
44	Golden Nest LLC	4377443	Orkhon, Bayan-Under soum
45	Grand Stone Solution LLC	NP	Ulaanbaatar, Bayanzurkh district
46	Gun Bileg Enkh Trade LLC	5194105	Ulaanbaatar, Bayangol district
47	Gurvan Tes LLC	2038757	Ulaanbaatar, Khan- Uul district
48	Habitat Restoration Services LLC	NP	Ulaanbaatar, Chingeltei district
49	Happygreen Zone LLC	NP	Ulaanbaatar, Bayanzurkh district
50	Ikh Aziin Khishig Construction LLC	NP	Ulaanbaatar, Khan- Uul district

Companies with rehabilitation permits in 2014

No	Company Name	Registration Number	Location
51	Ikh Irves LLC	NP	Umnugovi, Dalanzadgad soum
52	Ikh Khuder Yuruult LLC	5506131	Ulaanbaatar, Songinokhairkhan district
53	Irmuun Bosgo LLC	NP	Ulaanbaatar, Songinokhairkhan district
54	Irves Intertrade LLC	2065606	Ulaanbaatar, Bayanzurkh district
55	Jargalant Tugs Ireedui Khorshoo LLC	NP	Khovd, Jargalant soum
56	Jelgor LLC	5443431	Ulaanbaatar, Sukhbaatar district
57	JTB LLC	2730073	Ulaanbaatar, Bayanzurkh district
58	Khankharagchin LLC	5255228	Ulaanbaatar, Bayangol district
59	Khongor Tsamkhag LLC	3128156	Bayankhongor, Bayankhongor soum
60	Khos Amar LLC	5311616	Ulaanbaatar, Bayangol district
61	Khotu LLC	2763788	Ulaanbaatar, Chingeltei district
62	Khur Salaa LLC	NP	Ulaanbaatar, Bayangol district
63	Khushgan Ish LLC	NP	Uvurkhangai, Arvaikheer soum
64	Khyatruun Khairkhan LLC	NP	Ulaanbaatar, Bayangol district
65	Map Road LLC	NP	Ulaanbaatar, Songinokhairkhan district
66	Mend Shuteen LLC	NP	Ulaanbaatar, Sukhbaatar district
67	Meteoworld LLC	NP	Ulaanbaatar, Bayanzurkh district
68	MICE LLC	NP	Ulaanbaatar, Bayangol district
69	MMNS LLC	NP	Ulaanbaatar, Sukhbaatar district
70	Modot Mankhan NGO	NP	Uvs, Ulaangom soum
71	Montower Group LLC	NP	Ulaanbaatar, Khan- Uul district
72	MRCE LLC	5088291	Ulaanbaatar, Songinokhairkhan district
73	Munkh Bilguun LLC	2107848	Ulaanbaatar, Songinokhairkhan district
74	Munkh Nagoon Garag LLC	NP	Ulaanbaatar, Sukhbaatar district
75	Munkh Tsaglashgui Khurd LLC	NP	Dornod, Kherlen soum
76	Munkh Tulga Khiimori LLC	5714222	Ulaanbaatar, Bayanzurkh district
77	Naran Devrek LLC	5775124	Ulaanbaatar, Bayanzurkh district
78	Niigmyin Khariutslaga Uul Uurkhai Khongor Nutagt NGO	8128294	Ulaanbaatar, Bayangol district
79	Nagoon Soyolj LLC	4393872	Orkhon, Bayan-Under soum
80	Noyon Tokhoi Trade LLC	NP	Ulaanbaatar, Bayangol district
81	Nunjig LLC	NP	Ulaanbaatar, Khan- Uul district
82	Nutgiin Hayalaga LLC	5609143	Ulaanbaatar, Bayanzurkh district
83	Oi An Tuv LLC	2055791	Selenge, Sukhbaatar soum
84	Odchag LLC	5694795	Ulaanbaatar, Bayangol district
85	Oin Khaiguul LLC	NP	Ulaanbaatar, Chingeltei district
86	Oin Khurem LLC	2886464	Selenge, Sukhbaatar soum
87	Power Open Pit LLC	5297613	Ulaanbaatar, Bayanzurkh district
88	Priroda LLC	NP	Ulaanbaatar, Bayanzurkh district
89	Sandsgeo Service LLC	5666333	Ulaanbaatar, Bayangol district
90	Shar Zuleg LLC	NP	Uvurkhangai, Uyanga soum
91	Shine Tenkhleg LLC	5662354	Ulaanbaatar, Songinokhairkhan district
92	Sidar LLC	5171105	Ulaanbaatar, Sukhbaatar district
93	SMBTS LLC	5124034	Ulaanbaatar, Bayangol district
94	Spacepove LLC	NP	Ulaanbaatar, Bayanzurkh district
95	Suu Zorig LLC	5389895	Ulaanbaatar, Songinokhairkhan district
96	Suvarga Saikhan LLC	5789818	Ulaanbaatar, Chingeltei district
97	Talyn Natur LLC	4013069	Uvs, Ulaangom soum
98	Tamsag Alt Trade LLC	NP	Ulaanbaatar, Songinokhairkhan district
99	Temuun Holding LLC	NP	Ulaanbaatar, Bayanzurkh district
100	Terguun Hogor LLC	3124665	Bayankhongor, Bayankhongor soum
101	Totalrentol LLC	NP	Ulaanbaatar, Khan- Uul district
102	Tsentug LLC	5636469	Ulaanbaatar, Sukhbaatar district
103	Tugj Khairkhan LLC	NP	Uvurkhangai, Uyanga soum
104	Tuguldur Khangai LLC	NP	Selenge, Eruu soum

Companies with rehabilitation permits in 2014

No	Company Name	Registration Number	Location
105	Tuvshin Merged LLC	NP	Ulaanbaatar, Chingeltei district
106	Uguumur Yusun Od LLC	5817757	Ulaanbaatar, Khan- Uul district
107	Weelf Eiffel LLC	5383447	Ulaanbaatar, Bayanzurkh district
108	WWF Mongolia Program	NP	Ulaanbaatar, Khan- Uul district
109	Zaluu Setgelgee LLC	NP	Ulaanbaatar, Khan- Uul district
110	Zorgol Bogd LLC	3863654	Tuv, Zuunmod soum
111	Zulbuyan Undrakh LLC	3550583	Uvurkhangai, Uyanga soum

Source: Ministry of Environment, Green Development and Tourism

Note: NP – Not provided by Ministry of Environment, Green Development and Tourism

Appendix 27: Bibliography and Sources

National Statistics Office database. URL: <http://www.1212.mn/>

Ministry of Finance. Mongolian General Government Revenue report (2014). URL: <https://www.mof.gov.mn/category/%D1%82%D3%A9%D1%80%D0%B8%D0%B9%D0%BD-%D1%81%D0%B0%D0%BD/>

Central Bank of Mongolia. Mongolia's foreign trade review (2014). URL: <http://www.mongolbank.mn/documents/statistic/externalsector/tradebalancereview/2014/201412e.pdf>

Rural poverty in Mongolia. Rural poverty portal. URL: <http://www.ruralpovertyportal.org/country/geography/tags/mongolia>

SAM project reports. URL: http://www.sam.mn/downloads/books/SDC_experiences.pdf

M.EITI contextual information validation plan. URL: <http://www.eitimongolia.mn/mn/node/4872>

United Nations Environment Programme. Analysis of formalization approaches in the artisanal and small-scale gold mining sector based on experiences in Ecuador, Mongolia, Peru, Tanzania and Uganda: Mongolia case study (June 2012).

URL: http://www.unep.org/chemicalsandwaste/Portals/9/Mercury/Documents/ASGM/Formalization_ARM/Case%20Studies%20Mongolia%20June%202012.pdf

The Minerals Law (2006)

The Amendments to the Minerals Law (2015)

The Petroleum Law (2014)

The Petroleum Products Law (2005)

The Parliament of Mongolia. The draft Law on Transparency in the Extractive Industries (2014). URL: <http://www.parliament.mn/laws/projects/477>

The Licensing Law (2001)

Hogan Lovells (Mongolia) LLP. Revision of Environmental Laws in Mongolia and Its Impact on the Mining Sector (2012). URL:

http://www.hoganlovells.com/files/Uploads/Documents/Mongolia_newsflash-Revision_of_environment_law_-_October_2012_1003877.pdf

The Law on Water Pollution Fees (2012)

The Law on Prohibiting Mineral Exploration and Production near Water Sources, Protected Areas and Forests (2009)

The Amendment to the Law on the Rule for Compliance of the Law on Prohibiting Mineral Exploration and Production Near Water Sources, Protected Areas and Forests (2015)

GTS Advocates LLP. Amendments to Minerals related laws are officially released (2015). URL: <http://gtsadvocates.mn/amendments-to-minerals-related-laws-are-officially-released/>

The Law on the Prevention of Conflict of Interest and the Regulation of Public and Private Interests in the Public Services (2012)

Hogan Lovells (Mongolia) LLP. Conflict of Interest Law in Mongolia (2012).

URL: http://www.hoganlovells.com/files/Uploads/Documents/Mongolia%20newsflash_-_Conflict_of_interest_law_Sep%202012_1002858.pdf

The Audit Law (2015)

The General Tax Law (2008)

The Investment Law (2013)

The Ministry of Labour, Mongolia. GoM Resolution on Determining Employment Quota of Foreign Workers and Experts (2013)

The Budget Law (2011) and Its Amendments

The Constitution of Mongolia (1992)

The Fiscal Stability Law (2010)

The Human Development Law (2009)

The Ministry of Finance. The audit report of integrated financial statements and budget performance of the Human Development Fund (2014).

The Parliament of Mongolia. The draft Law on the Future Heritage Fund (2015). URL: <http://www.parliament.mn/laws/projects/644>

The State Audit Law (2003)

Law on state and local property (1996)

State property committee URL: <http://www.spc.gov.mn/turiinumch/index.php>

Erdenes Mongol LLC.

URL: <http://www.erdnesmongol.mn/home.shtml;jsessionid=A6EADC34CE6441619655D348B0708718>

CORPORATE GOVERNANCE Assessment of State-Owned and Partially State-Owned Mining Companies, Open Society Forum (2014).

URL: http://www.forum.mn/res_mat/2015/Corporate%20Governance_Pages.pdf

Oyu Tolgoi LLC. URL: <http://ot.mn/>

Mineral Resources Authority. URL: <http://www.mram.gov.mn/>

Petroleum Authority of Mongolia. URL: <http://www.pam.gov.mn>

Nuclear Energy Commission. URL: <http://www.nea.gov.mn/mn/>

MRAM Information Circular 2015

London Metal Exchange. URL: <https://www.lme.com/>

Bloomberg Business. Article on copper price. URL: <http://www.bloomberg.com/news/articles/2015-01-14/copper-drops-below-5-500-a-ton-as-world-bank-cuts-forecasts>

Forbes Investing. Article on copper consumption. URL: <http://www.forbes.com/sites/greatspeculations/2014/03/17/the-ongoing-copper-price-slump-and-possible-implications-for-freeport-mcmoran/>

Erdenet Mining Corporation. URL: <http://www.erdenetmc.mn/en/>

Bloomberg Commodities. URL: <http://www.bloomberg.com/markets/commodities>

Forbes Investing. Article on gold price. URL: <http://www.forbes.com/sites/greatspeculations/2014/09/12/reasons-for-the-recent-decline-in-gold-prices/>

Forbes Investing. Iron ore price. URL: <http://www.forbes.com/sites/greatspeculations/2014/03/14/the-latest-iron-ore-price-slump-causes-and-effects/>

Bloomberg Business. Iron ore. URL: <http://www.bloomberg.com/news/articles/2014-09-23/iron-ore-price-outlook-cut-by-australia-as-mine-supply-expands>

Forbes Investing. Silver price. URL: <http://www.forbes.com/sites/roystonwild/2014/05/14/silver-to-average-19-per-ounce-in-2014-18-50-in-2015-the-silver-institute/>

Mongolia Eighth EITI Reconciliation Report 2013

And other publicly available sources.